

NO SCRIPT PROVIDED

BASE STRUCTURE REPORT – FISCAL YEAR 2017 BASELINE



A Summary of the Real Property Inventory



CLEARED
For Open Publication

Apr 04, 2018

Department of Defense
OFFICE OF PREPUBLICATION AND SECURITY REVIEW

**Department of Defense
Base Structure Report
FY 2017 Baseline**

I.	Introduction	DoD-2
II.	Organization.....	DoD-2
III.	Display Criteria and Definitions.....	DoD-3
IV.	Portfolio Summary.....	DoD-7
V.	Personnel Assigned by Military Installation	DoD-18
VI.	Site Size by Location Summary.....	DoD-19
VII.	Total DoD Inventory.....	DoD-30
VIII.	Individual Service Inventories	
	Army	ARMY-1
	Navy	NAVY-1
	Air Force.....	AIR FORCE-1
	Marine Corps.....	USMC-1
	Washington Headquarters Services.....	WHS-1
IX.	State/Territories Army National Guard Inventory	STATE-1
X.	Personnel Data from DMDC.....	PERS-1
XI.	Acronyms	APPENDIX-A

Department of Defense Base Structure Report FY 2017 Baseline

I. Introduction

The Base Structure Report (BSR) is published each year by the Office of the Assistant Secretary of Defense for Energy, Installations and Environment. The BSR is produced from the Real Property Assets Database (RPAD), which is a consolidated summary of the Military Departments' (MilDeps) native real property inventory (RPI) data. Each year an annual submission of data is required from the MilDeps in accordance with DoD Instruction 4165.14, "Real Property Inventory and Forecasting", which supports the requirements of title 10, U.S. Code, section 2721, "Real Property Records." The BSR represents a snapshot of real property data collected as of September 30, 2016, and is titled the BSR- FY17 Baseline since it serves as the baseline for the start of the next fiscal year.

This report is very popular and used by many diverse users, so we are continually trying to adjust the data displays to reflect the most commonly requested information on DoD RPI. While not intended to answer every single question about DoD's real property portfolio, the BSR should provide most readers with accurate background information about the vast majority of issues regarding DoD's real property infrastructure.

The RPAD is the source for all DoD RPI data reporting requirements throughout the year, to include the Federal Real Property Profile (FRPP) and used for responding to a variety of data requests during the course of the year.

II. Organization

The BSR – FY 2017 Baseline is formatted to provide a comprehensive listing of all sites owned or managed by DoD based on the criteria provided in Section III of this Report. The portfolio summary provides an overview of the size of the DoD inventory, followed by the summary information, first arrayed alphabetically by State for all of DoD, and then repeated in sections dedicated to each Service. The last section on real property provides summary details on sites managed by the States as part of the Army National Guard. All other Reserve Component sites are reported as part of their respective Military Department. The final section of the report provides personnel data supported by DMDC and arrays personnel strength by location.

It is important to understand, when using this report, that the physical real property infrastructure is dynamic, and will naturally change throughout the year (new construction, demolitions, etc.). The BSR is intended to be an annual "snapshot" of the DoD's physical plant with the data being captured at the end of the fiscal year - for this report on September 30, 2016. Since sites and assets

Department of Defense Base Structure Report FY 2017 Baseline

continue to be listed in the BSR until they are legally removed from the inventory, even though they may be in various stages of activity, it is not unusual to find unutilized assets still reported in the BSR while awaiting disposal. For the purpose of this inventory reporting, a site is defined as a specific geographic location containing real property assets. Each site is then assigned a Real Property Site Unique Identifier (RPSUID), along with a name specific to that location. Sites are usually assigned to military installations even though they may be physically separated in location.

The last section of this report reflects authoritative personnel data within the constraints of data reporting by the Defense Manpower Data Center (DMDC). This section is not managed by this office, so any questions should be directed to DMDC.

III. Display Criteria and Definitions

This inventory data is extracted directly from the Military Departments' authoritative real property inventories as submitted to the Office of the Secretary of Defense (OSD) for consolidation in RPAD. When submitted, the data is certified in writing as representing accurate data by the Senior Real Property Officers of the Military Departments.

– **Display Criteria:** To qualify for individual entry in the BSR, a DoD site located in the United States must be larger than 10 acres **AND** have a Plant Replacement Value (PRV) greater than \$10 million. Sites located in a foreign country must be larger than 10 acres **OR** have a PRV greater than \$10 million to be shown as a separate entry. Sites not meeting these criteria are aggregated as an “Other” location within each state or country. Army National Guard State sites have the criteria adjusted to reflect sites larger than five acres **AND** have a PRV greater than \$5 million. State sites not meeting this criteria are aggregated as “Other” for each state.

– **Site:** Physical (geographic) location that is owned by, leased to, or otherwise possessed by a DoD Component. Each site is assigned to a single installation. A site may exist in one of three forms: *land only* – where no facilities are present; *facility or facilities only* – where there the underlying land is neither owned nor controlled by the government, and *land with facilities* – where both are present.

– **Installation:** A military base, camp, post, station, yard, center, homeport facility for any ship, or other activity under the jurisdiction of the Department of Defense, including leased space, that is controlled by, or primarily supports DoD's activities. An installation may consist of one or more sites, or may be an administrative designation.

**Department of Defense
Base Structure Report
FY 2017 Baseline**

- **Component:** Designates the primary DoD Component for the owner/reporter of a site, either Active, Guard, or Reserve.
- **Name Nearest City:** Identifies the name of the city where the real property assets are located or name of the city nearest the assets.
- **Building:** A roofed and floored facility enclosed by exterior walls and consisting of one or more levels that is suitable for single or multiple functions.
- **Structure:** A facility other than a building or linear structure constructed on or in the land (e.g., tower, storage tank, wharf, pier).
- **Linear Structure:** A facility whose function requires that it traverse land (e.g., runway, road, rail line, pipeline, fence, pavement, electrical distribution line) and is reported by a linear unit of measure.
- **Buildings Owned Count:** Number of buildings owned by the Federal Government.
- **Buildings Owned Square Feet (SqFt):** Square footage for buildings owned by the Federal Government.
- **Buildings State Owned Count:** Number of buildings owned by a specific State or Territory.
- **Buildings State Owned SqFt:** Square footage for buildings owned by a specific State or Territory.
- **Buildings Leased Count:** Identifies the number of leased buildings.
- **Buildings Leased SqFt:** Reflects the total square footage for leased buildings.
- **Buildings Other Count:** Number of Federal buildings where the legal interest is other than owned or leased.
- **Buildings Other SqFt:** Square footage for Federal buildings where the legal interest is other than owned or leased.
- **Acres Owned:** Identifies the total number of acres owned by the Federal Government.

Department of Defense Base Structure Report FY 2017 Baseline

IV. Portfolio Summary

The DoD manages a worldwide real property portfolio that spans all 50 states, eight U.S. territories with outlying areas, and 41 foreign countries. The majority of the foreign sites are located in Germany (120 sites), Japan (121 sites), and South Korea (78 sites). Locations of DoD sites by Military Service and Agency are depicted in Figure 1.

Graphical Distribution of DoD Sites

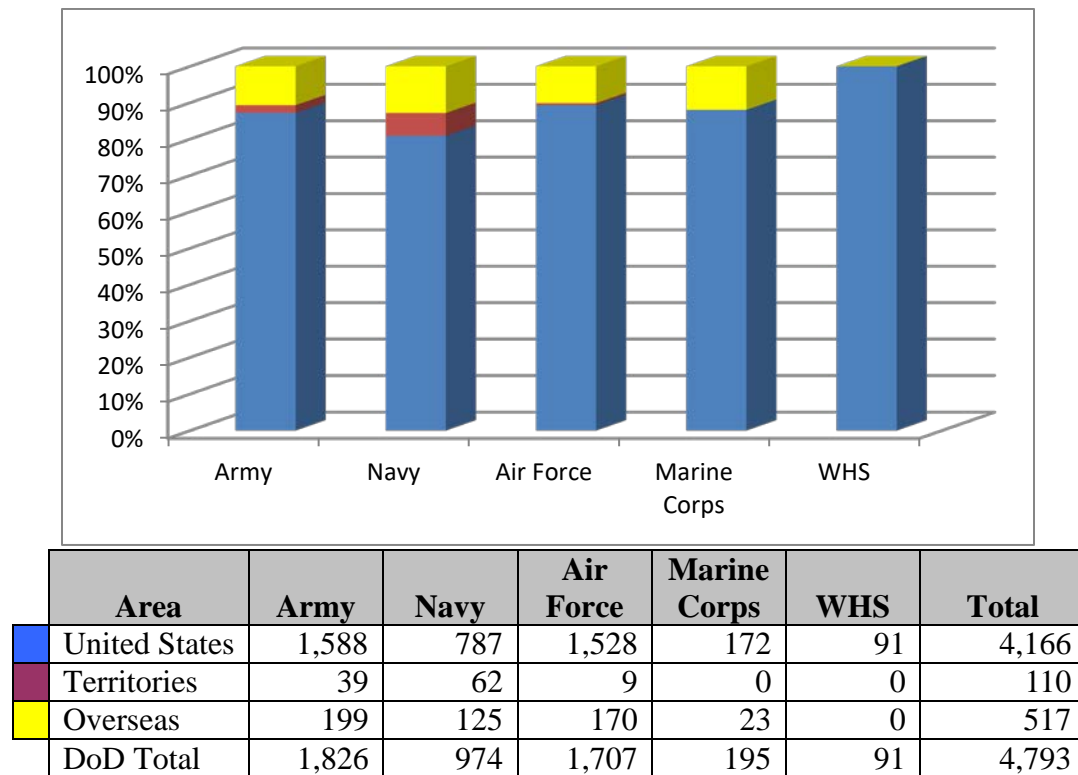


Figure 1. Number of DoD Sites by Service/Agency

**Department of Defense
Base Structure Report
FY 2017 Baseline**

The DoD collects data on assets as buildings, structures and linear structures as the framework for cataloging the Department’s real property portfolio. Table 2 shows the breakout of buildings, structures, and linear structures by Military Department for the DoD worldwide. The PRV is a useful mechanism for calculating the cost to replace the existing inventory and does not reflect actual construction or acquisition costs.

Service/WHs	Number of Assets				PRV (\$B)			
	Buildings	Structures	Linear Structures	Total	Buildings	Structures	Linear Structures	Total
Army	139,458	81,632	57,209	278,299	\$294.63	\$53.42	\$69.89	\$417.95
Navy	61,368	33,688	16,881	111,937	\$150.36	\$53.66	\$34.47	\$238.50
Air Force	47,738	46,133	32,344	126,215	\$194.37	\$46.60	\$61.60	\$302.58
Marine Corps	26,748	18,057	6,307	51,112	\$58.20	\$8.63	\$12.58	\$79.40
WHs	192	438	190	820	\$7.52	\$0.22	\$0.06	\$7.80
DoD Total	275,504	179,948	112,931	568,383	\$705.08	\$162.53	\$178.60	\$1,046.23

Table 2. Number of DoD Assets and PRV by Military Department Worldwide

**Department of Defense
Base Structure Report
FY 2017 Baseline**

BUILDINGS: The DoD occupies a reported 275,504 buildings throughout the world, valued at over \$705 billion and comprising over 2.2 billion square feet. DoD’s building portfolio by legal interest is depicted in Table 3. The DoD’s buildings profile is distributed by facility class, as shown in Figure 2.

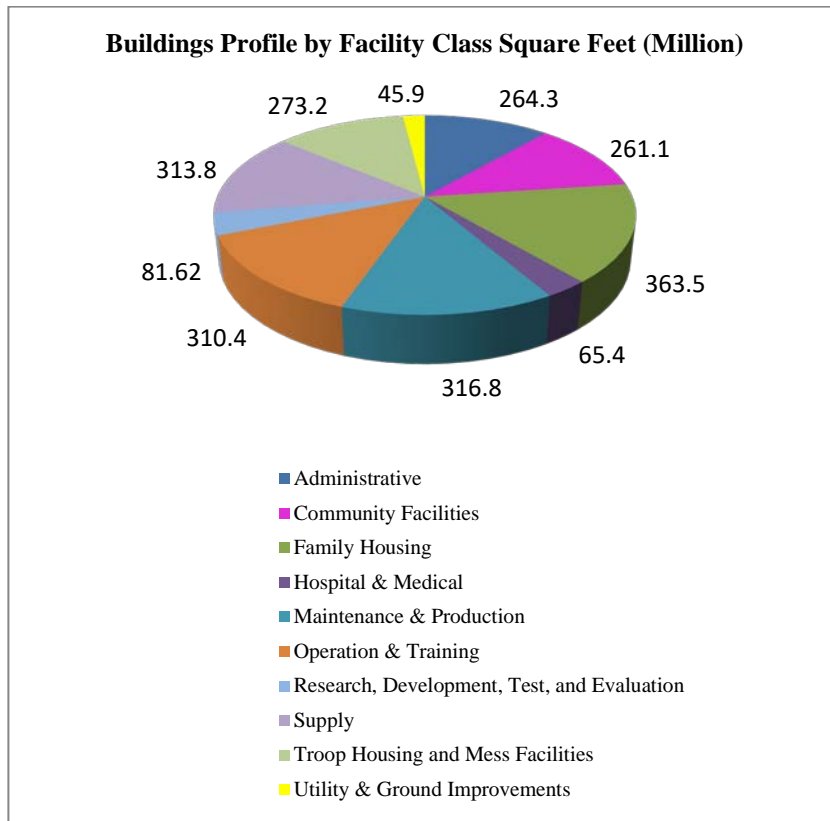
Service/WHS	Number of Buildings			Total
	Owned	Leased	Other	
Army	84,868	3,381	51,218	139,467
Navy	38,440	628	22,224	61,292
Air Force	42,613	254	4,883	47,750
Marine Corps	11,441	98	15,209	26,748
WHS	156	90	1	247
DoD Total	177,518	4,451	93,535	275,504

Table 3. Number of DoD Buildings by Legal Interest⁸

⁸ Figures include those buildings that have been privatized or are operated by private entities in direct support of the DoD mission. These types of relationships are included in the “Other” category, and account for 23% of the total number of buildings.

**Department of Defense
Base Structure Report
FY 2017 Baseline**

Department of Defense Base Structure Report FY 2017 Baseline



Department of Defense Base Structure Report FY 2017 Baseline

Buildings Profile by Facility Class PRV

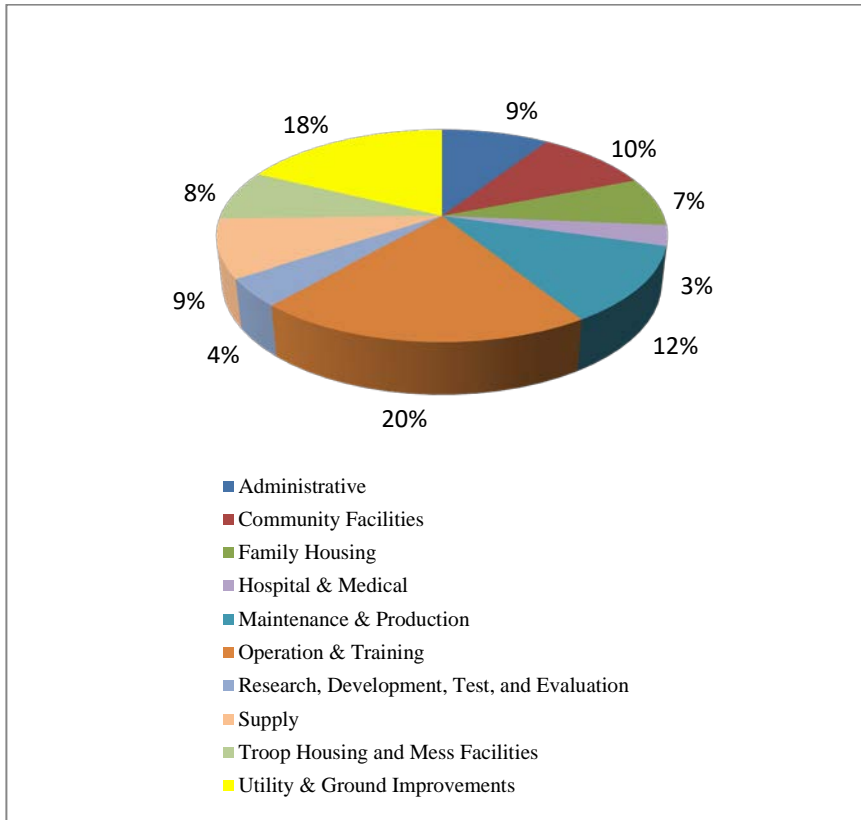


Figure 2. Area and PRV of DoD Buildings by Facility Class⁹

Structures Portfolio

⁹ Figures include those buildings that have been privatized or are operated by private entities in direct support of the DoD mission. These types of relationships account for 7% of the total buildings PRV.

**Department of Defense
Base Structure Report
FY 2017 Baseline**

The DoD uses over 179,948 structures throughout the world, valued at over \$162 billion. The legal interest of the assets in this portfolio is depicted in Table 4. The predominant use of these structures by PRV is shown in Figure 3.

Service/WH	Number of Assets			Total
	Owned	Leased	Other	
Army	73736	203	7703	81,642
Navy	28750	156	4749	33,655
Air Force	42864	53	3222	46,139
Marine Corps	14004	2	4051	18,057
WH	447	-	8	455
DoD Total	159,801	414	19,733	179,948

Table 4. Number of DoD Structures by Legal Interest¹⁰

¹⁰ Figures include those structures that have been privatized or are operated by private entities in direct support of the DoD mission. These types of relationships are included in the "Other" category. They account for over 5% of the total number of structures, and 1% of the total structures PRV.

Department of Defense Base Structure Report FY 2017 Baseline

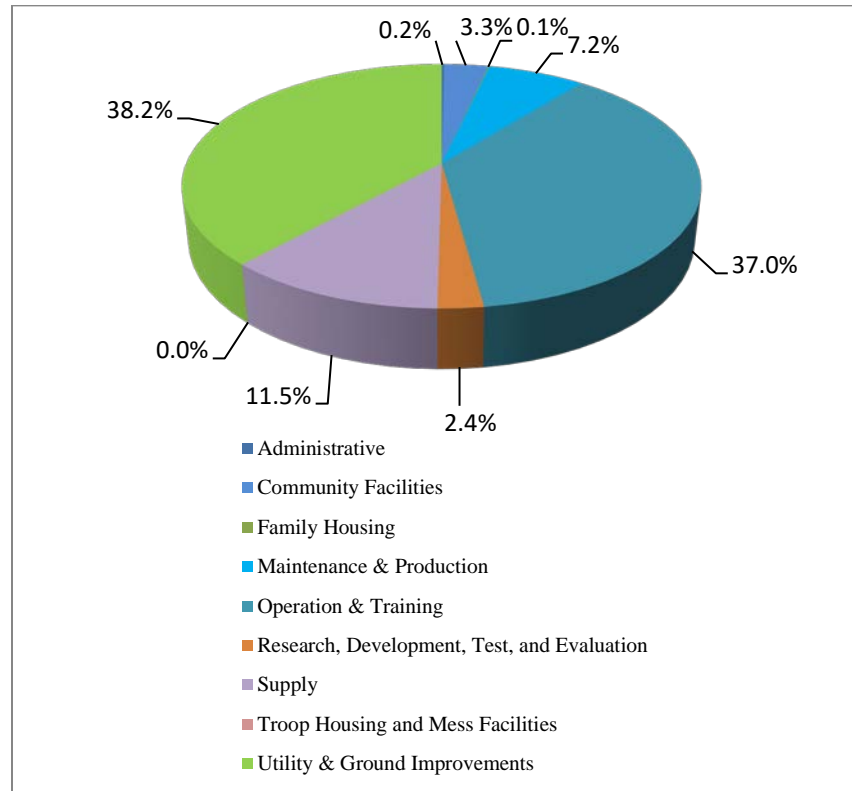


Figure 3. Structures Facility Class by PRV

**Department of Defense
Base Structure Report
FY 2017 Baseline**

Linear Structures Portfolio

DoD manages over 112,931 linear structures throughout the world, valued at over \$178 billion. DoD’s linear structures portfolio by legal interest is depicted in Table 5. The preponderance of these are Utilities and Ground Improvements, such as roads. The predominant use of the linear structures by PRV is shown in Figure 4.

Service/WHS	Number of Assets			Total
	Owned	Leased	Other	
Army	52,447	124	4,657	57,228
Navy	14,989	82	1,763	16,834
Air Force	29,955	47	2,353	74,062
Marine Corps	4,993	1	1,313	6,307
WHS	205	-	2	207
DoD Total	102,589	254	10,088	112,931

Table 5. Number of DoD Linear Structures by Legal Interest¹¹

¹¹ Figures include those linear structures that have been privatized or are operated by private entities in direct support of the DoD mission. These types of relationships are included in the “Other” category. They account for 3% of the total number of linear structures and 2% of the total linear structures PRV.

**Department of Defense
Base Structure Report
FY 2017 Baseline**

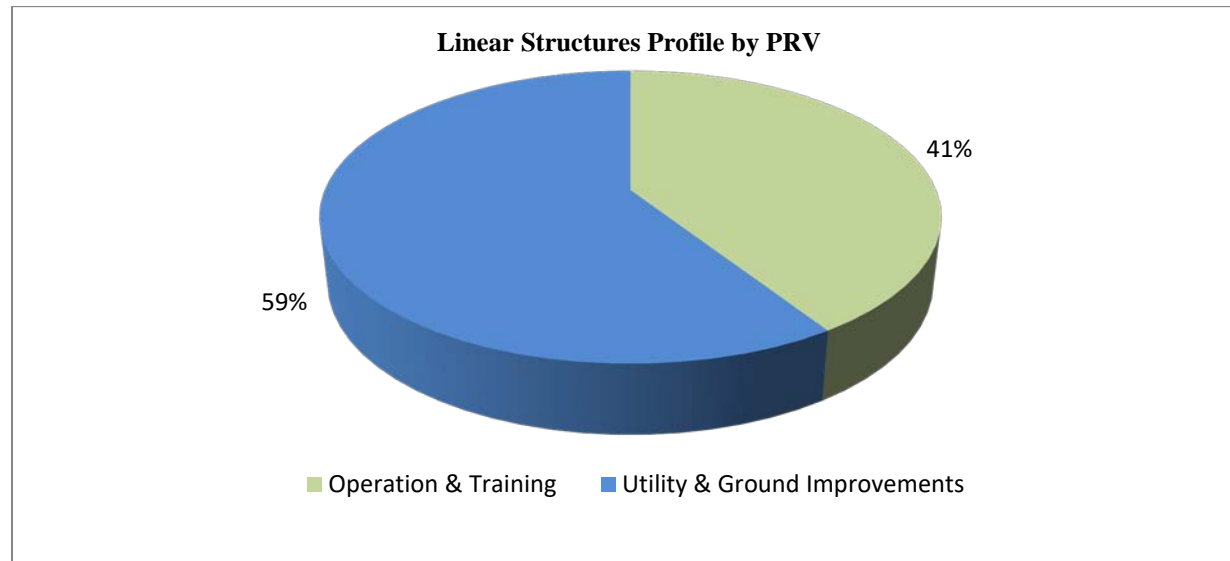


Figure 4. Linear Structures Facility Class by PRV

Department of Defense Base Structure Report FY 2017 Baseline

Land Portfolio

DoD manages over 27.2 million acres of land worldwide. More than 97% of that land is located in the United States or in U.S. Territories. The Army controls the largest percentage of DoD's land (49%), followed by the Air Force (34%). Figure 5 and Table 6 depict the distribution of the land portfolio by Service and Legal Interest.

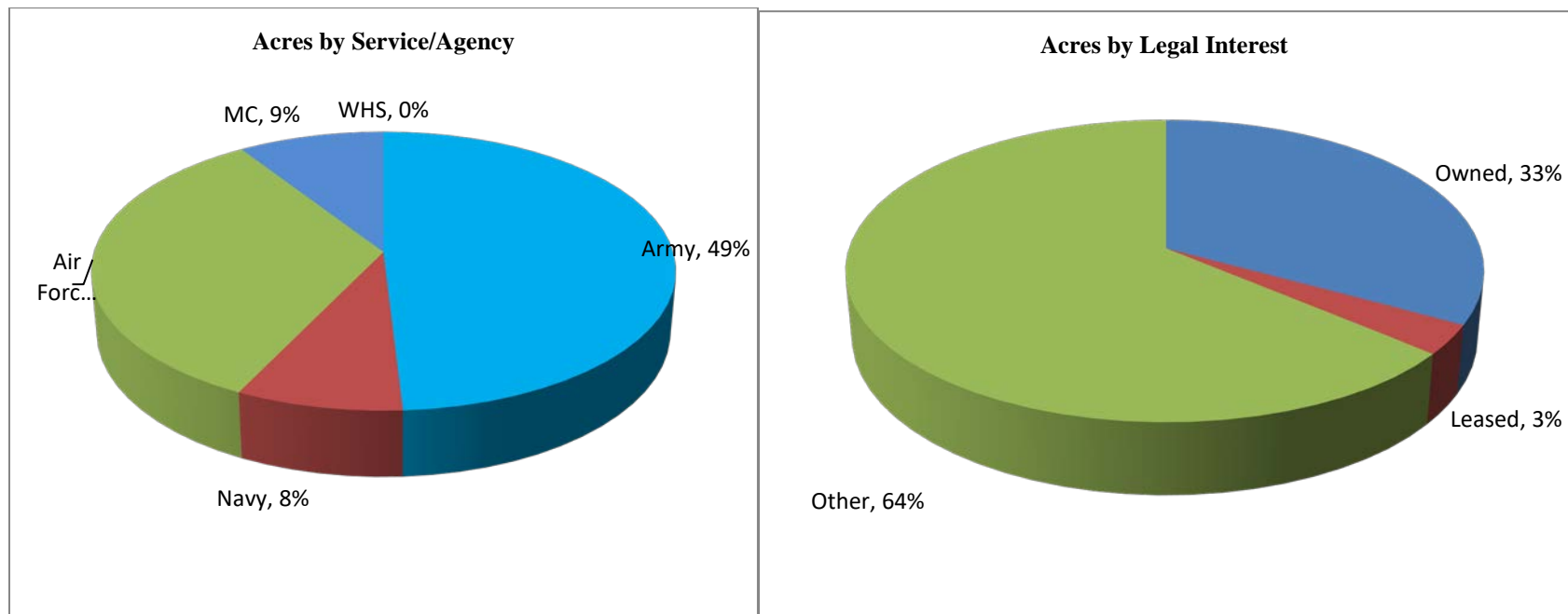


Figure 5. Percentage of Land by Military Service/WHS and Legal Interest

**Department of Defense
Base Structure Report
FY 2017 Baseline**

Service/WHS	Number of Acres			Total
	Owned	Leased	Other	
Army	5,689,298	688,229	6,963,812	13,341,339
Navy	667,154	72,588	1,462,130	2,201,872
Air Force	1,763,673	103,191	7,259,660	9,126,524
Marine Corps	841,144	394	1,663,245	2,504,783
WHS	12,013	0	2	12,015
DoD Total	8,973,285	864,402	17,348,851	27,186,533

Table 6. Acres of Land by Legal Interest

**Department of Defense
Base Structure Report
FY 2017 Baseline**

State Army National Guard Portfolio

The Army, in collaboration with the National Guard Bureau, manages domestic real property with individual States and Territories. Table 7 shows Army National Guard sites owned or managed by DoD with the States and Territories.

The State portfolio consists of more than 83,000 facilities (valued at over \$37 billion) and 1.3 million acres located on more than 2,500 sites in the United States and Territories. Table 8 shows the number of State and Territory sites and assets, PRV by type (buildings, structures, linear structures), and number of acres by location.

	Army National Guard Sites
Area	Total
United States	2,479
Territories	29
Total	2,508

Table 7. Number of Army National Guard Sites

Area	Number of Sites	Buildings		Structures		Linear Structures		Total		Land
		Count	PRV (\$B)	Count	PRV (\$B)	Count	PRV (\$B)	Count	PRV (\$B)	Acres
United States	2,397	13,419	\$.240	25,074	\$3.533	44,970	\$3,690	83,463	\$36.948	1,256,819
Territories	28	77	\$29.474	74	\$.008	87	\$.011	238	\$.261	205
Grand Total	2,425		\$29.715	25,148	\$3.542	45,057	\$3.952	83,701	\$37.20	1,257,023

Table 8. Number and PRV of State/Territory Army National Guard Assets by Type

**Department of Defense
Base Structure Report
FY 2017 Baseline**

V. Personnel Assigned by Military Installations

This section is the result of our partnership with the Office of the Under Secretary of Defense/Personnel and Readiness (OUSD (P&R)) to provide a section in the BSR identifying assigned military and civilian personnel by installation. In order to maintain the integrity of their data report, the installation names in this personnel section may not exactly correspond to our Site names in other sections of the BSR. As the personnel community moves to incorporate the RPSUIDs into their reporting system, we will see a more transparent linkage between real property and personnel site data in future reports.

As with the main body of this report, the personnel data is arrayed by State or territory, then by installation. The data includes personnel for locations in the Continental United States, Alaska, Hawaii and the US Territories. The civilian population includes non-exempt, part time and temporary civilian employees, but does not include non-appropriated funded civilian employees. The data are inclusive of all civilian personnel reflected in the Defense Civilian Personnel and Assignment System and includes all political appointees filling prescribed positions. The military population does not include the prisoner population, but does include those who are strength accountable for Active Duty (which includes transients) and Selected Reservists for the reserve population. Transients are handled differently by the Services; some Services assign a transient unit to these members, while other Services report the departing unit information during the transfer. Most transients are counted under the “Other” category in this report.

The source of the personnel data is the Defense Management Data Center (DMDC), a field activity of the OUSD (P&R). Questions on this section of the BSR should be addressed directly to the providers of the data at DMDC, Mr. Kit Tong or Mr. Tim Powers, at (831) 583-2400.

Site Size By Location - FY 2017 Baseline Data

<i>Location</i>	<i>Component</i>	<i>No. of Large Sites</i>	<i>No. of Medium Sites</i>	<i>No. of Small Sites</i>	<i>No. of Other Sites</i>	<i>Total Sites</i>
Alabama	Army	3	0	46	25	74
	Navy	0	0	11	0	11
	Air Force	0	1	11	0	12
	Marine Corps	0	0	2	0	2
	Total	3	1	70	25	99
Alaska	Army	3	0	72	11	86
	Navy	0	0	3	1	4
	Air Force	4	0	47	19	70
	Total	7	0	122	31	160
Arizona	Army	1	1	17	1	20
	Navy	0	0	2	0	2
	Air Force	1	1	12	3	17
	Marine Corps	0	1	5	3	9
	Total	2	3	36	7	48
Arkansas	Army	0	1	12	6	19
	Air Force	0	1	6	0	7
	Total	0	2	18	6	26
California	Army	1	2	60	9	72
	Navy	7	4	127	42	180
	Air Force	5	2	59	6	72
	Marine Corps	3	0	19	23	45
	Total	16	8	265	80	369
Colorado	Army	2	0	11	3	16
	Air Force	1	2	65	1	69
	Total	3	2	76	4	85

<i>Large Site</i>	= Total PRV greater than or equal to \$1.904B
<i>Medium Site</i>	= Total PRV less than \$1.904B and greater than or equal to \$1.015B
<i>Small Site</i>	= Total PRV less than \$1.015B and greater than 0
<i>Other Site</i>	= PRV equal to 0 (Zero) - primarily land records

Site Size By Location - FY 2017 Baseline Data

<i>Location</i>	<i>Component</i>	<i>No. of Large Sites</i>	<i>No. of Medium Sites</i>	<i>No. of Small Sites</i>	<i>No. of Other Sites</i>	<i>Total Sites</i>
Connecticut	Army	0	0	18	3	21
	Navy	0	1	11	0	12
	Air Force	0	0	2	0	2
	Total	0	1	31	3	35
Delaware	Army	0	0	4	1	5
	Air Force	1	0	2	1	4
	Marine Corps	0	0	1	0	1
	WHS	0	0	3	0	3
	Total	1	0	10	2	13
District of Columbia	Army	1	0	2	0	3
	Navy	0	3	3	0	6
	Marine Corps	0	0	3	0	3
	WHS	0	0	6	0	6
	Total	1	3	14	0	18
Florida	Army	0	0	43	8	51
	Navy	2	1	69	7	79
	Air Force	3	3	44	6	56
	Marine Corps	0	0	4	0	4
	Total	5	4	160	21	190
Georgia	Army	3	1	24	4	32
	Navy	1	0	9	0	10
	Air Force	1	2	16	4	23
	Marine Corps	0	1	3	0	4
	Total	5	4	52	8	69

<i>Large Site</i>	= Total PRV greater than or equal to \$1.904B
<i>Medium Site</i>	= Total PRV less than \$1.904B and greater than or equal to \$1.015B
<i>Small Site</i>	= Total PRV less than \$1.015B and greater than 0
<i>Other Site</i>	= PRV equal to 0 (Zero) - primarily land records

Site Size By Location - FY 2017 Baseline Data

<i>Location</i>	<i>Component</i>	<i>No. of Large Sites</i>	<i>No. of Medium Sites</i>	<i>No. of Small Sites</i>	<i>No. of Other Sites</i>	<i>Total Sites</i>
Hawaii	Army	2	3	22	1	28
	Navy	2	2	35	45	84
	Air Force	0	0	20	1	21
	Marine Corps	1	0	7	1	9
	Total	5	5	84	48	142
Idaho	Army	0	0	9	4	13
	Navy	0	0	5	0	5
	Air Force	1	0	43	0	44
	Total	1	0	57	4	62
Illinois	Army	1	0	36	8	45
	Navy	1	0	13	0	14
	Air Force	1	0	8	0	9
	Marine Corps	0	0	2	0	2
	WHS	0	0	1	0	1
	Total	3	0	60	8	71
Indiana	Army	0	0	28	7	35
	Navy	1	0	2	0	3
	Air Force	0	0	11	1	12
	Marine Corps	0	0	1	0	1
	Total	1	0	42	8	51
Iowa	Army	0	1	26	6	33
	Navy	0	0	1	0	1
	Air Force	0	0	6	0	6
	Marine Corps	0	0	0	1	1
	Total	0	1	33	7	41

<i>Large Site</i>	= Total PRV greater than or equal to \$1.904B
<i>Medium Site</i>	= Total PRV less than \$1.904B and greater than or equal to \$1.015B
<i>Small Site</i>	= Total PRV less than \$1.015B and greater than 0
<i>Other Site</i>	= PRV equal to 0 (Zero) - primarily land records

Site Size By Location - FY 2017 Baseline Data

<i>Location</i>	<i>Component</i>	<i>No. of Large Sites</i>	<i>No. of Medium Sites</i>	<i>No. of Small Sites</i>	<i>No. of Other Sites</i>	<i>Total Sites</i>
Kansas	Army	2	0	23	7	32
	Navy	0	0	1	0	1
	Air Force	0	1	9	0	10
	Total	2	1	33	7	43
Kentucky	Army	2	1	18	5	26
	Navy	0	0	1	0	1
	Air Force	0	0	2	0	2
	Total	2	1	21	5	29
Louisiana	Army	1	0	11	4	16
	Navy	0	1	6	0	7
	Air Force	1	0	7	0	8
	Marine Corps	0	0	3	0	3
	Total	2	1	27	4	34
Maine	Army	0	0	10	3	13
	Navy	1	0	7	2	10
	Air Force	0	0	7	0	7
	Total	1	0	24	5	30
Maryland	Army	2	1	31	4	38
	Navy	2	2	31	11	46
	Air Force	1	0	8	2	11
	Marine Corps	0	0	2	0	2
	WHS	0	0	15	0	15
	Total	5	3	87	17	112

<i>Large Site</i>	= Total PRV greater than or equal to \$1.904B
<i>Medium Site</i>	= Total PRV less than \$1.904B and greater than or equal to \$1.015B
<i>Small Site</i>	= Total PRV less than \$1.015B and greater than 0
<i>Other Site</i>	= PRV equal to 0 (Zero) - primarily land records

Site Size By Location - FY 2017 Baseline Data

<i>Location</i>	<i>Component</i>	<i>No. of Large Sites</i>	<i>No. of Medium Sites</i>	<i>No. of Small Sites</i>	<i>No. of Other Sites</i>	<i>Total Sites</i>
Massachusetts	Army	0	0	28	7	35
	Navy	0	0	8	1	9
	Air Force	0	2	13	1	16
	Marine Corps	0	0	1	0	1
	WHS	0	0	1	0	1
	Total	0	2	51	9	62
Michigan	Army	0	0	26	4	30
	Navy	0	0	2	0	2
	Air Force	0	1	8	1	10
	Marine Corps	0	0	1	0	1
	Total	0	1	37	5	43
Minnesota	Army	0	0	14	4	18
	Navy	0	0	2	1	3
	Air Force	0	0	11	0	11
	Total	0	0	27	5	32
Mississippi	Army	0	1	66	7	74
	Navy	0	1	14	0	15
	Air Force	1	0	20	1	22
	Total	1	2	100	8	111
Missouri	Army	1	1	31	5	38
	Navy	0	0	3	0	3
	Air Force	1	0	14	0	15
	Marine Corps	0	0	5	0	5
	Total	2	1	53	5	61

<i>Large Site</i>	= Total PRV greater than or equal to \$1.904B
<i>Medium Site</i>	= Total PRV less than \$1.904B and greater than or equal to \$1.015B
<i>Small Site</i>	= Total PRV less than \$1.015B and greater than 0
<i>Other Site</i>	= PRV equal to 0 (Zero) - primarily land records

Site Size By Location - FY 2017 Baseline Data

<i>Location</i>	<i>Component</i>	<i>No. of Large Sites</i>	<i>No. of Medium Sites</i>	<i>No. of Small Sites</i>	<i>No. of Other Sites</i>	<i>Total Sites</i>
Montana	Army	0	0	10	6	16
	Navy	0	0	2	0	2
	Air Force	0	1	229	0	230
	Total	0	1	241	6	248
Nebraska	Army	0	0	15	9	24
	Air Force	1	0	97	0	98
	Marine Corps	0	0	2	0	2
	Total	1	0	114	9	124
Nevada	Army	1	0	5	1	7
	Navy	0	1	16	5	22
	Air Force	1	1	15	10	27
	Marine Corps	0	0	1	0	1
	Total	2	2	37	16	57
New Hampshire	Army	0	0	6	1	7
	Air Force	0	0	3	0	3
	Total	0	0	9	1	10
New Jersey	Army	0	1	12	1	14
	Navy	0	0	6	0	6
	Air Force	2	1	6	2	11
	Total	2	2	24	3	31
New Mexico	Army	1	1	10	4	16
	Navy	0	0	1	0	1
	Air Force	2	1	28	6	37
	Total	3	2	39	10	54

<i>Large Site</i>	= Total PRV greater than or equal to \$1.904B
<i>Medium Site</i>	= Total PRV less than \$1.904B and greater than or equal to \$1.015B
<i>Small Site</i>	= Total PRV less than \$1.015B and greater than 0
<i>Other Site</i>	= PRV equal to 0 (Zero) - primarily land records

Site Size By Location - FY 2017 Baseline Data

<i>Location</i>	<i>Component</i>	<i>No. of Large Sites</i>	<i>No. of Medium Sites</i>	<i>No. of Small Sites</i>	<i>No. of Other Sites</i>	<i>Total Sites</i>
New York	Army	2	0	49	4	55
	Navy	0	0	18	0	18
	Air Force	0	0	23	3	26
	Marine Corps	0	0	5	0	5
	Total	2	0	95	7	104
North Carolina	Army	1	0	38	9	48
	Navy	0	0	7	7	14
	Air Force	0	1	4	1	6
	Marine Corps	3	1	12	12	28
	WHS	0	0	1	0	1
	Total	4	2	62	29	97
North Dakota	Army	0	0	7	2	9
	Navy	0	0	2	0	2
	Air Force	1	1	172	2	176
	Total	1	1	181	4	187
Ohio	Army	0	2	30	19	51
	Navy	0	0	5	0	5
	Air Force	2	0	15	2	19
	Marine Corps	0	0	1	0	1
	Total	2	2	51	21	76
Oklahoma	Army	2	0	21	11	34
	Navy	0	0	1	0	1
	Air Force	1	2	16	1	20
	Total	3	2	38	12	55

<i>Large Site</i>	= Total PRV greater than or equal to \$1.904B
<i>Medium Site</i>	= Total PRV less than \$1.904B and greater than or equal to \$1.015B
<i>Small Site</i>	= Total PRV less than \$1.015B and greater than 0
<i>Other Site</i>	= PRV equal to 0 (Zero) - primarily land records

Site Size By Location - FY 2017 Baseline Data

<i>Location</i>	<i>Component</i>	<i>No. of Large Sites</i>	<i>No. of Medium Sites</i>	<i>No. of Small Sites</i>	<i>No. of Other Sites</i>	<i>Total Sites</i>
Oregon	Army	0	1	7	5	13
	Navy	0	0	4	0	4
	Air Force	0	0	11	0	11
	Total	0	1	22	5	28
Pennsylvania	Army	1	3	72	19	95
	Navy	1	1	10	0	12
	Air Force	0	0	14	1	15
	Marine Corps	0	0	3	0	3
	Total	2	4	99	20	125
Rhode Island	Army	0	0	12	1	13
	Navy	1	0	10	0	11
	Air Force	0	0	2	1	3
	Total	1	0	24	2	27
South Carolina	Army	1	0	14	4	19
	Navy	0	0	4	0	4
	Air Force	1	2	15	8	26
	Marine Corps	0	2	2	16	20
	Total	2	4	35	28	69
South Dakota	Army	0	0	6	3	9
	Air Force	0	1	15	0	16
	Total	0	1	21	3	25
Tennessee	Army	1	2	22	8	33
	Navy	0	0	8	0	8
	Air Force	1	0	5	0	6
	Marine Corps	0	0	1	0	1
	Total	2	2	36	8	48

<i>Large Site</i>	= Total PRV greater than or equal to \$1.904B
<i>Medium Site</i>	= Total PRV less than \$1.904B and greater than or equal to \$1.015B
<i>Small Site</i>	= Total PRV less than \$1.015B and greater than 0
<i>Other Site</i>	= PRV equal to 0 (Zero) - primarily land records

Site Size By Location - FY 2017 Baseline Data

<i>Location</i>	<i>Component</i>	<i>No. of Large Sites</i>	<i>No. of Medium Sites</i>	<i>No. of Small Sites</i>	<i>No. of Other Sites</i>	<i>Total Sites</i>
Texas	Army	2	1	57	19	79
	Navy	0	2	32	1	35
	Air Force	4	3	43	6	56
	Marine Corps	0	0	2	0	2
	Total	6	6	134	26	172
Utah	Army	1	1	15	0	17
	Navy	0	0	1	0	1
	Air Force	1	0	13	64	78
	Total	2	1	29	64	96
Vermont	Army	0	0	7	3	10
	Navy	0	0	1	0	1
	Air Force	0	0	2	0	2
	Total	0	0	10	3	13
Virginia	Army	4	0	32	4	40
	Navy	3	6	41	18	68
	Air Force	2	0	4	1	7
	Marine Corps	1	0	13	0	14
	WHS	1	0	62	0	63
	Total	11	6	152	23	192
Washington	Army	1	1	19	9	30
	Navy	3	1	33	20	57
	Air Force	1	0	15	1	17
	Marine Corps	0	0	1	0	1
	Total	5	2	68	30	105

<i>Large Site</i>	= Total PRV greater than or equal to \$1.904B
<i>Medium Site</i>	= Total PRV less than \$1.904B and greater than or equal to \$1.015B
<i>Small Site</i>	= Total PRV less than \$1.015B and greater than 0
<i>Other Site</i>	= PRV equal to 0 (Zero) - primarily land records

Site Size By Location - FY 2017 Baseline Data

<i>Location</i>	<i>Component</i>	<i>No. of Large Sites</i>	<i>No. of Medium Sites</i>	<i>No. of Small Sites</i>	<i>No. of Other Sites</i>	<i>Total Sites</i>
West Virginia	Army	0	0	26	7	33
	Navy	0	0	4	0	4
	Air Force	0	0	4	0	4
	Total	0	0	34	7	41
Wisconsin	Army	1	0	23	14	38
	Navy	0	0	2	0	2
	Air Force	0	0	10	0	10
	Marine Corps	0	0	0	1	1
	Total	1	0	35	15	51
Wyoming	Army	0	0	2	3	5
	Navy	0	0	1	0	1
	Air Force	0	1	85	2	88
	Total	0	1	88	5	94
United States Total:		120	88	3,268	689	4,165
Overseas	Army	5	6	181	6	198
	Navy	6	5	96	18	125
	Air Force	10	5	145	10	170
	Marine Corps	4	1	11	7	23
	Total	25	17	433	41	516
Worldwide Total:		145	105	3,701	730	4,681

<i>Large Site</i>	= Total PRV greater than or equal to \$1.904B
<i>Medium Site</i>	= Total PRV less than \$1.904B and greater than or equal to \$1.015B
<i>Small Site</i>	= Total PRV less than \$1.015B and greater than 0
<i>Other Site</i>	= PRV equal to 0 (Zero) - primarily land records

DEPARTMENT OF DEFENSE
Base Structure Report - As of 30 Sept 2016

SITE	COMPONENT	NAME NEAREST CITY	BUILDINGS						ACRES OWNED	TOTAL ACRES	PRV (\$M)
			OWNED		LEASED		OTHER				
			COUNT	SQFT	COUNT	SQFT	COUNT	SQFT			
Alabama											
Abston ANGS	Air Force Guard	Montgomery	7	72,984	0	0	0	0	0	27	21.9
Allen Stagefield	Army Active	Wiksburg	4	3,563	0	0	1	44	124	124	32.9
Anniston Army Depot	Army Active	Anniston	1,806	9,625,542	0	0	0	0	15,282	15,322	2,862.0
Barin Field	Navy Active	Foley	7	13,120	0	0	0	0	763	818	45.3
Bill Nichols USARC/ECS	Army Reserve	Anniston	3	64,785	0	0	0	0	17	17	17.3
Birmingham Airport	Air Force Guard	Birmingham	40	358,680	0	0	0	0	0	140	142.2
Cairns Basefield	Army Active	Daleville	65	552,268	0	0	4	1,107	1,316	1,342	323.4
Dothan Regional Airport (ANGS)	Air Force Guard	Dothan	3	52,343	0	0	0	0	0	21	13.5
Fort McClellan ARNG Training Center	Army Guard	Anniston	126	844,722	0	0	0	0	315	315	211.4
Fort Rucker	Army Active	Fort Rucker	671	5,299,418	4	9,800	1,221	3,445,925	57,928	58,727	2,666.7
Goldberg Stagefield	Army Active	Ozark	5	6,076	0	0	0	0	99	101	27.0
Highbluff Stagefield	Army Active	Hartford	4	3,811	0	0	1	44	190	191	28.3
Horace B Hanson USARC	Army Reserve	Birmingham	4	99,836	0	0	0	0	14	15	30.1
Hunt Stagefield	Army Active	Ozark	3	5,799	0	0	0	0	134	154	29.8
Leased Data Asset	Air Force Active	Maxwell AFB	1	110,750	0	0	0	0	0	33	30.2
Louisville Stagefield	Army Active	Louisville	1	4,280	0	0	1	42	101	105	24.4
Maxwell AFB	Air Force Active	Maxwell AFB	204	4,489,629	0	0	0	0	2,528	3,543	1,479.9
Maxwell AFB Gunter Annex	Air Force Active	Gunter AFB	54	1,697,083	0	0	0	0	353	355	468.0
Montgomery ANGS	Air Force Guard	Montgomery	6	65,123	0	0	0	0	12	12	17.9
Montgomery Regional Airport ANGB	Air Force Guard	Montgomery	42	361,225	0	0	0	0	0	70	121.4
MOUT Training Site - Fort McClellan	Army Guard	Fort Mc Clellan	2	4,373	0	0	0	0	11	11	13.0
NOLF Brewton	Navy Active	Brewton	0	0	1	216	2	1,070	0	653	35.4
NOLF Evergreen	Navy Active	Evergreen	0	0	2	2,204	0	0	136	444	38.7
NOLF Silverhill	Navy Active	Daphne	2	1,443	0	0	0	0	400	400	32.1
NOLF Summerdale	Navy Active	Summerdale	2	1,043	0	0	0	0	565	567	34.9
NOLF Wolf	Navy Active	Summerdale	1	240	0	0	0	0	422	422	32.2
NOSC-MCRC Bessemer	Navy Reserve	Bessemer	9	74,409	0	0	0	0	16	16	16.8
Pelham Range Training Site - Fort McClellan	Army Guard	Alexandria	119	202,397	0	0	0	0	22,316	22,316	139.0
Redstone Arsenal	Army Active	Huntsville	1,396	13,175,762	7	118,627	421	1,101,712	31,229	38,228	6,000.2
Runkle Stagefield	Army Active	Elba	5	4,718	0	0	3	338	235	237	18.4
Skelly Stagefield	Army Active	Kinston	3	6,113	0	0	0	0	164	197	22.5

* US Locations that do not meet criteria of at least ten (10) Acres AND at least \$10M PRV. US Territories and Non-US Locations that do not meet criteria of at least ten (10) Acres OR at least \$10M PRV.

DEPARTMENT OF DEFENSE
Base Structure Report - As of 30 Sept 2016

SITE	COMPONENT	NAME NEAREST CITY	BUILDINGS						ACRES OWNED	TOTAL ACRES	PRV (\$M)
			OWNED		LEASED		OTHER				
			COUNT	SQFT	COUNT	SQFT	COUNT	SQFT			
Stinson Stagefield	Army Active	New Brockton	4	5,213	0	0	0	0	530	550	24.4
Toth Stagefield	Army Active	Dothan	3	5,039	0	0	1	220	125	128	34.8
Tuscaloosa MD	Army Reserve	Tuscaloosa	2	84,516	0	0	0	0	15	15	23.7
* OTHER SITE(S) : 65			158	612,128	12	197,001	6	3,021	348	689	352.4
Alabama Total:			4,762	37,908,430	26	327,848	1,661	4,553,523	135,687	146,308	15,412.3

Alaska

Back Island	Navy Active	Ketchikan	4	25,060	0	0	0	0	0	15	97.8
Barter Island Dew Station Bar	Air Force Active	Kaktovik	7	65,887	0	0	0	0	0	641	155.5
Big Mountain Radio Relay Site	Air Force Active	Iliamna	0	0	0	0	0	0	0	402	57.8
Birch Lake Recreation Annex	Air Force Active	Fairbanks	29	15,214	0	0	0	0	0	51	11.3
Black Rapids Training Area	Army Active	Delta Junction	6	39,732	0	0	2	1,302	0	2,781	35.0
Blair Lake Air Force Rangeex	Air Force Active	Fairbanks	3	31,600	0	0	1	104	0	58,962	48.3
Cape Lisburne Long Range Radar Site	Air Force Active	Point Hope	6	44,834	0	0	0	0	0	1,125	106.6
Cape Newenham Long Range Radar Site	Air Force Active	Platinum	5	42,925	0	0	0	0	0	2,359	106.6
Cape Romanzof Long Range Radar Site	Air Force Active	Hooper Bay	8	36,745	0	0	0	0	0	4,900	79.1
Chena River Research Site	Air Force Active	Fairbanks	1	180	0	0	0	0	2,995	2,995	22.3
Clear AB	Air Force Active	Clear AFB	56	888,031	0	0	0	0	0	11,438	647.8
Cold Bay Long Range Radar Site	Air Force Active	Cold Bay	5	13,548	0	0	0	0	0	208	51.2
Eareckson AS	Air Force Active	Shemya Station	60	1,135,213	0	0	0	0	0	3,520	2,929.5
Eielson AFB	Air Force Active	North Pole	269	3,960,176	0	0	2	86,089	15,425	24,926	4,729.9
Elmendorf AFB	Air Force Active	Elmendorf AFB	407	8,007,595	0	0	1	4,800	5,841	13,455	7,522.8
Fairbanks Eielson Pipeline	Army Active	Fort Wainwright	0	0	0	0	0	0	0	100	2,353.7
Flaxman Island Range Radar Site	Air Force Active	Deadhorse	0	0	0	0	0	0	0	605	30.0
Fort Greely	Army Active	Delta Junction	108	987,433	0	0	91	435,003	0	7,202	1,987.9
Fort Richardson	Air Force Active	Fort Richardson	477	6,030,507	0	0	2	2,300	2,136	60,027	5,053.2
Fort Wainwright	Army Active	Fort Wainwright	377	6,435,675	0	0	684	6,119,258	3,396	697,300	9,644.8
Fort Yukon Long Range Radar Site	Air Force Active	Fort Yukon	5	40,803	0	0	0	0	0	84	30.9
Gerstle River Arctic Test Site	Army Active	Fairbanks	0	0	0	0	0	0	0	20,828	16.1
Haarp Research Station	Air Force Active	Gakona	23	14,720	0	0	10	31,174	5,408	5,408	106.2
Indian Mountain Long Range Radar Site	Air Force Active	Hughes	8	33,230	0	0	0	0	0	4,226	112.1
Kalakaket Creek Radio Relay Site	Air Force Active	Ruby	0	0	0	0	0	0	0	316	34.0

* US Locations that do not meet criteria of at least ten (10) Acres AND at least \$10M PRV. US Territories and Non-US Locations that do not meet criteria of at least ten (10) Acres OR at least \$10M PRV.

DEPARTMENT OF DEFENSE
Base Structure Report - As of 30 Sept 2016

SITE	COMPONENT	NAME NEAREST CITY	BUILDINGS						ACRES OWNED	TOTAL ACRES	PRV (\$M)
			OWNED		LEASED		OTHER				
			COUNT	SQFT	COUNT	SQFT	COUNT	SQFT			
King Salmon Airport	Air Force Active	King Salmon	4	46,967	0	0	46	325,049	134	914	632.8
KODIAK AK	Navy Active	Kodiak	3	38,049	0	0	0	0	0	130	28.4
Kotzebue Long Range Radar Site	Air Force Active	Kotzebue	2	4,511	0	0	0	0	0	676	10.0
Lonely Short Range Radar Site	Air Force Active	Barrow	0	0	0	0	12	27,401	0	1,082	200.2
NARL Barrow Camp	Navy Active	Barrow	4	37,858	0	0	0	0	0	688	27.7
Nikolski Radio Relay Site	Air Force Active	Nikolski	1	120	0	0	0	0	0	323	18.5
North River Radio Relay Site	Air Force Active	Unalakleet	0	0	0	0	0	0	0	144	15.9
Oliktok Long Range Radar Site	Air Force Active	Deadhorse	4	36,572	0	0	0	0	160	832	73.9
Point Barrow Long Range Radar Site	Air Force Active	Barrow	0	0	0	0	5	51,472	0	266	73.4
Point Lay Long Range Radar Site	Air Force Active	Point Lay	3	25,036	0	0	0	0	0	1,442	54.3
Seward Recreation Annex	Air Force Active	Unknown	13	12,279	0	0	0	0	0	11	14.2
Seward Recreation Area	Army Active	Seward	22	54,975	0	0	0	0	0	12	47.0
Sparrevohn Long Range Radar Site	Air Force Active	Lime Village	7	37,855	0	0	0	0	108	1,179	117.8
Tatalina Long Range Radar Site	Air Force Active	McGrath	7	37,367	0	0	0	0	0	4,970	133.6
Ted Stevens IAP	Air Force Guard	Anchorage	35	422,232	0	0	0	0	0	129	342.1
Tin City Long Range Radar Site	Air Force Active	Wales	6	83,453	0	0	0	0	37	723	117.9
Wainwright Short Range Radar Site	Air Force Active	Wainwright	0	0	0	0	0	0	0	1,519	23.4
Whittier Anchorage Pipeline	Army Active	Whittier	1	416	0	0	0	0	0	331	491.7
Yukon Command TS	Army Active	Fairbanks	12	22,499	0	0	4	808	0	864,769	290.1
Yukon Weapons Range	Air Force Active	Fairbanks	7	7,458	0	0	0	0	38	327	30.2
* OTHER SITE(S) : 114			161	274,633	7	26,028	25	8,802	5,054	252,773	694.0
Alaska Total:			2,156	28,991,388	7	26,028	885	7,093,562	40,731	2,057,115	39,407.5
Arizona											
Air Control Tower	Marine Corps Active	Yuma	3	21,328	0	0	0	0	10	12	11.4
Air Force Plant 44	Air Force Active	Tucson	71	1,030,468	0	0	0	0	2,208	2,215	273.9
Barry Goldwater Range	Marine Corps Active	Yuma	51	175,189	0	0	2	6,520	41,613	692,800	307.5
Camp Navajo	Army Guard	Bellemont	938	3,082,981	0	0	0	0	28,458	28,546	1,184.0
Davis-Monthan AF Missile Site 8	Air Force Active	Green Valley	2	1,326	0	0	0	0	10	10	10.0
Davis-Monthan AFB	Air Force Active	Davis Monthan AFB	527	5,058,980	0	0	4	97,398	3,536	10,383	2,365.5
Fort Huachuca	Army Active	Sierra Vista	573	5,318,205	0	0	924	2,401,369	0	15,256	3,001.5

* US Locations that do not meet criteria of at least ten (10) Acres AND at least \$10M PRV. US Territories and Non-US Locations that do not meet criteria of at least ten (10) Acres OR at least \$10M PRV.

DEPARTMENT OF DEFENSE
Base Structure Report - As of 30 Sept 2016

SITE	COMPONENT	NAME NEAREST CITY	BUILDINGS						ACRES OWNED	TOTAL ACRES	PRV (\$M)
			OWNED		LEASED		OTHER				
			COUNT	SQFT	COUNT	SQFT	COUNT	SQFT			
Fort Huachuca (ANG)	Air Force Guard	Unknown	3	34,043	0	0	0	0	19	19	21.7
Gila Bend Air Force Auxiliary Field	Air Force Active	Gila Bend	42	132,985	0	0	0	0	0	1,886	128.1
Luke AFB	Air Force Active	Luke AFB	346	3,814,899	0	0	0	0	2,933	4,833	1,537.4
Luke Air Force Auxiliary Field 1	Air Force Active	Wittmann	1	600	0	0	0	0	400	1,105	147.3
Luke Waste Annex	Air Force Active	Glendale	9	26,014	0	0	0	0	0	46	25.7
MCAS Yuma	Marine Corps Active	Yuma	286	3,051,060	0	0	362	1,228,256	2,824	4,734	1,795.2
MCAS Yuma Hsg-Off Base	Marine Corps Active	Yuma	0	0	0	0	26	148,592	23	23	34.0
NAVOBSSTA Flagstaff	Navy Active	Flagstaff	12	37,890	0	0	0	0	278	293	15.6
NG Buckeye	Army Guard	Buckeye	11	101,592	0	0	0	0	0	1,481	27.6
NG Florence Military Reservation	Army Guard	Florence	24	170,963	0	0	0	0	6,495	6,495	70.3
NG FMR West	Army Guard	Florence	0	0	0	0	26	83,519	0	60	23.5
NG Papago Military Reservation	Army Guard	Phoenix	62	686,867	0	0	0	0	0	418	256.2
Sky Harbor IAP	Air Force Guard	Phoenix	16	263,766	0	0	0	0	0	60	108.2
The Barry M Goldwater Air Force Range	Air Force Active	Gila Bend	10	10,363	0	0	0	0	102,689	1,753,512	174.1
Tucson IAP	Air Force Guard	Tucson	38	596,893	0	0	1	3,037	94	98	212.5
Yuma Proving Ground	Army Active	Yuma	470	1,763,768	0	0	185	517,215	171,109	1,008,913	937.3
* OTHER SITE(S) : 25			80	276,510	3	63,310	2	1,019	1,847	51,980	98.6
Arizona Total:			3,575	25,656,691	3	63,310	1,532	4,486,925	364,547	3,585,177	12,766.9
Arkansas											
Fort Chaffee MTC	Army Guard	Fort Smith	412	1,807,178	0	0	0	0	64,973	65,305	669.4
Fort Smith MAP	Air Force Guard	Fort Smith	39	373,771	0	0	0	0	0	143	126.9
Little Rock AFB	Air Force Active	Romance	344	4,054,059	0	0	0	0	6,772	6,929	1,665.3
Pine Bluff Arsenal	Army Active	White Hall	899	3,484,974	0	0	0	0	14,399	14,465	1,581.1
* OTHER SITE(S) : 21			67	627,697	2	23,345	0	0	581	941	179.1
Arkansas Total:			1,761	10,347,679	2	23,345	0	0	86,725	87,783	4,221.8
California											
Air Force Plant 42	Air Force Active	Palmdale	118	3,427,064	0	0	0	0	6,131	6,131	2,049.1
Beale AFB	Air Force Active	Beale AFB	237	2,770,517	0	0	0	0	22,439	22,451	2,525.6
BT Collins USARC/OMS/AMSA (G)	Army Reserve	Sacramento	11	214,473	0	0	0	0	38	38	75.8

* US Locations that do not meet criteria of at least ten (10) Acres AND at least \$10M PRV. US Territories and Non-US Locations that do not meet criteria of at least ten (10) Acres OR at least \$10M PRV.

DEPARTMENT OF DEFENSE
Base Structure Report - As of 30 Sept 2016

SITE	COMPONENT	NAME NEAREST CITY	BUILDINGS						ACRES OWNED	TOTAL ACRES	PRV (\$M)
			OWNED		LEASED		OTHER				
			COUNT	SQFT	COUNT	SQFT	COUNT	SQFT			
Channel Islands ANG5	Air Force Guard	Port Hueneme	22	344,883	0	0	0	0	206	206	285.0
Chocolate Mountain Air Gnry Range	Marine Corps Active	Niland	4	40,775	0	0	0	0	228,368	456,692	106.4
CSO Hunters Point Annex	Navy Active	San Francisco	125	2,656,775	0	0	0	0	844	844	2,900.6
CSO NAS Alameda	Navy Active	Alameda	67	2,049,598	0	0	0	0	1,602	1,602	1,300.5
CSO NS Treasure Island	Navy Active	San Francisco	48	520,121	1	30,000	0	0	201	202	476.0
CSO NSY Long Beach	Navy Active	Long Beach	15	26,064	0	0	0	0	246	251	111.8
CSO NSY Mare Island	Navy Active	Vallejo	98	946,614	0	0	0	0	860	860	479.7
Edwards AFB	Air Force Active	Lancaster	734	7,196,679	0	0	3	10,000	225,561	307,517	6,557.6
Former NAVPHIBASE Coronado	Navy Active	Coronado	135	2,100,939	0	0	194	873,234	1	263	973.3
Fort Hunter Liggett	Army Reserve	Jolon	323	1,350,072	0	0	0	0	115,136	162,773	1,073.2
Fort MacArthur FH Annex	Air Force Active	Long Beach	39	278,654	0	0	1	1,180	111	193	111.5
Fort Ord	Army Active	Seaside	0	0	0	0	0	0	19,468	19,469	152.7
Fresno Yosemite International (ANG)	Air Force Guard	Fresno	32	314,896	0	0	0	0	0	77	160.2
George AFB	Air Force Active	George AFB	4	3,556	0	0	0	0	3,739	4,055	83.2
Hayward MAP (ANG)	Air Force Guard	Hayward	17	148,452	0	0	0	0	0	27	70.3
Holtville Carrier LS	Navy Active	El Centro	0	0	0	0	0	0	0	128	37.0
Laguna Peak	Navy Active	Point Mugu	12	13,965	0	0	0	0	39	39	19.7
Lincoln Communication Annex	Air Force Active	Lincoln	2	16,264	0	0	0	0	358	358	28.1
Long Beach Fuel Complex	Navy Active	Long Beach	7	8,305	0	0	0	0	11	11	106.6
Los Angeles AFB	Air Force Active	El Segundo	21	967,628	0	0	0	0	54	56	350.9
Los Angeles Air Force Annex No.4	Air Force Active	Carson	1	85,000	0	0	0	0	23	23	30.8
March ARB	Air Force Reserve	Riverside	204	2,664,148	0	0	0	0	2,137	2,385	1,260.9
Mare Island USARC/OMS/Marine AMSA	Army Reserve	Vallejo	7	91,230	0	0	0	0	34	34	106.0
MCAS EI Toro LIFOC	Marine Corps Active	Irvine	8	78,160	0	0	0	0	272	272	20.8
MCAS Miramar	Marine Corps Active	San Diego	419	6,433,659	0	0	312	1,270,182	21,191	22,906	3,374.2
MCAS Tustin Carve-Out 2	Marine Corps Active	Tustin	41	470,215	0	0	0	0	34	34	159.7
MCB Camp Pendleton	Marine Corps Active	Camp Pendleton	1,820	22,145,497	20	77,085	3,418	14,009,999	124,453	126,749	12,705.8
McClellan AFB	Air Force Active	McClellan AFB	47	399,517	24	2,282,985	0	0	2,777	2,872	1,265.5

* US Locations that do not meet criteria of at least ten (10) Acres AND at least \$10M PRV. US Territories and Non-US Locations that do not meet criteria of at least ten (10) Acres OR at least \$10M PRV.

DEPARTMENT OF DEFENSE
Base Structure Report - As of 30 Sept 2016

SITE	COMPONENT	NAME NEAREST CITY	BUILDINGS						ACRES OWNED	TOTAL ACRES	PRV (\$M)
			OWNED		LEASED		OTHER				
			COUNT	SQFT	COUNT	SQFT	COUNT	SQFT			
MCLB Barstow	Marine Corps Active	Barstow	143	2,542,814	0	0	4	6,699	359	3,764	776.5
MCLB Barstow Yermo Area	Marine Corps Active	Barstow	94	2,100,907	0	0	0	0	1,211	1,526	896.5
MCRD San Diego	Marine Corps Active	San Diego	144	2,794,619	0	0	12	29,522	428	428	933.5
MCRD San Diego Former NTC	Marine Corps Active	San Diego	5	143,416	0	0	0	0	72	72	57.1
Military Ocean Terminal Concord	Army Active	Concord	127	339,083	0	0	2	406	6,419	6,432	679.9
Moffett Community Housing	Army Reserve	Mountain View	2	3,982	0	0	89	635,122	140	140	154.9
Moffett Field Site 1	Air Force Guard	Moffett Field	25	304,360	0	0	0	0	112	112	138.1
MSA Munitions Storage Area Site 2	Air Force Guard	Fresno	6	28,718	0	0	0	0	0	25	13.0
MTC-H Camp Roberts	Army Guard	San Miguel	436	1,657,134	0	0	0	0	41,823	41,827	991.6
MWTC Bridgeport	Marine Corps Active	Coleville	50	333,966	0	0	0	0	346	44,452	161.4
NAF El Centro	Navy Active	El Centro	187	1,089,170	0	0	59	145,981	2,679	2,865	848.1
NAF El Centro Target 101	Navy Active	El Centro	1	7,546	0	0	0	0	4,005	19,231	27.3
NAS Lemoore	Navy Active	Lemoore Nas	261	3,598,633	0	0	923	3,125,047	18,355	29,408	2,964.0
Naval Medical Center San Diego	Navy Active	San Diego	21	2,104,568	0	0	4	11,771	76	76	1,167.5
NAVBASE Ventura City Point Mugu	Navy Active	Point Mugu	542	4,131,566	0	0	389	664,971	4,484	4,484	2,406.3
NAVBASE Ventura City Point Mugu - Camarillo Hsg	Navy Active	Camarillo	1	9,728	0	0	242	445,446	52	52	86.0
NAVPHIBASE Seal Side	Navy Active	Coronado	41	584,910	0	0	0	0	903	903	170.8
NAVPMOSSP Mtn View	Navy Active	Mountain View	11	784,873	0	0	0	0	49	68	312.6
NAVSUPPDET Monterey	Navy Active	Monterey	62	1,390,934	0	0	6	12,156	136	137	552.7
NAVSUPPDET Monterey Dixon Transmitter Fac	Navy Active	Dixon	11	36,325	0	0	0	0	1,213	1,213	45.8
NAVSUPPDET Monterey La Mesa Village	Navy Active	Monterey	11	85,889	0	0	260	862,703	287	287	245.6
NAVSUPPDET Monterey Navy School Annex	Navy Active	Monterey	27	214,581	0	0	0	0	234	247	127.9
NAWS China Lake	Navy Active	China Lake	1,121	4,643,131	0	0	406	847,876	82,787	651,739	3,818.3
NAWS China Lake Harvey Field Area	Navy Active	China Lake	3	3,006	0	0	0	0	47	47	23.5
NAWS China Lake Randsburg Wash Area	Navy Active	Trona	53	158,131	0	0	0	0	4,541	469,729	199.9

* US Locations that do not meet criteria of at least ten (10) Acres AND at least \$10M PRV. US Territories and Non-US Locations that do not meet criteria of at least ten (10) Acres OR at least \$10M PRV.

DEPARTMENT OF DEFENSE
Base Structure Report - As of 30 Sept 2016

SITE	COMPONENT	NAME NEAREST CITY	BUILDINGS						ACRES OWNED	TOTAL ACRES	PRV (\$M)
			OWNED		LEASED		OTHER				
			COUNT	SQFT	COUNT	SQFT	COUNT	SQFT			
NB Coronado	Navy Active	San Diego	572	9,305,936	0	0	61	149,395	2,802	2,804	4,848.5
NB Coronado Camp Michael Monsoor	Navy Active	Pine Valley	23	76,273	0	0	1	1,644	0	5,555	41.7
NB Coronado Camp Morena	Navy Active	Jacumba	0	0	0	0	24	59,879	0	62	19.2
NB Coronado Imperial Beach	Navy Active	Imperial Beach	57	492,845	0	0	25	302,261	1,199	1,293	550.2
NB Coronado Lofgren Terrace	Navy Active	Chula Vista	0	0	0	0	53	375,010	35	35	76.9
NB Coronado NF Survival Tng	Navy Active	Warner Springs	25	42,731	0	0	0	0	0	12,544	19.1
NB Coronado Silver Strand	Navy Active	Imperial Beach	11	112,060	0	0	2	10,000	549	550	45.4
NB Point Loma	Navy Active	San Diego	123	1,054,142	0	0	26	61,821	1,210	1,218	577.7
NB Point Loma Admiral Hartman Housing 1	Navy Active	San Diego	0	0	0	0	92	150,991	46	46	52.3
NB Point Loma Admiral Hartman Housing 2	Navy Active	San Diego	0	0	0	0	56	90,881	54	54	17.9
NB Point Loma Admiral Hartman Housing 3	Navy Active	San Diego	0	0	0	0	288	488,696	54	54	96.2
NB Point Loma Chesterton Hsg	Navy Active	San Diego	1	6,863	0	0	434	808,938	144	144	185.0
NB Point Loma Fleet ASW	Navy Active	San Diego	45	1,103,077	0	0	0	0	66	66	377.4
NB Point Loma Fuel Farm	Navy Active	San Diego	31	69,532	0	0	2	5,106	206	206	378.8
NB Point Loma Gateway Village Hsg	Navy Active	San Diego	0	0	0	0	281	1,031,501	44	44	175.1
NB Point Loma Old Town	Navy Active	San Diego	11	1,490,408	0	0	0	0	47	47	495.2
NB Point Loma Serra Mesa - Cabrillo	Navy Active	San Diego	1	4,901	0	0	308	1,498,988	111	111	298.3
NB Point Loma SPAWARS South	Navy Active	San Diego	9	21,816	0	0	2	12,114	38	38	15.5
NB San Diego	Navy Active	San Diego	173	2,682,754	0	0	0	0	979	988	2,547.5
NB San Diego Bayview Hills Housing	Navy Active	San Diego	1	5,500	0	0	199	1,622,259	162	162	333.3
NB San Diego Broadway Complex	Navy Active	San Diego	8	890,453	0	0	0	0	20	22	252.2
NB San Diego Chollas Heights Housing	Navy Active	San Diego	1	12,800	0	0	91	556,930	78	78	122.8
NB San Diego Dryside	Navy Active	San Diego	121	3,258,191	0	0	9	1,470,726	345	345	1,437.2
NB San Diego Eucalyptus Housing	Navy Active	San Diego	0	0	0	0	57	487,888	41	41	96.1
NB San Diego Home Terrace Condos	Navy Active	San Diego	0	0	0	0	20	120,542	10	10	23.9
NB San Diego Howard Gilmore	Navy Active	La Mesa	0	0	0	0	48	759,257	38	38	133.3
NB San Diego Mission Gorge	Navy Active	San Diego	16	31,536	0	0	0	0	448	448	32.6
NB San Diego Murphy Canyon	Navy Active	San Diego	5	43,087	0	0	1,136	4,671,572	734	734	1,051.1

* US Locations that do not meet criteria of at least ten (10) Acres AND at least \$10M PRV. US Territories and Non-US Locations that do not meet criteria of at least ten (10) Acres OR at least \$10M PRV.

DEPARTMENT OF DEFENSE
Base Structure Report - As of 30 Sept 2016

SITE	COMPONENT	NAME NEAREST CITY	BUILDINGS						ACRES OWNED	TOTAL ACRES	PRV (\$M)
			OWNED		LEASED		OTHER				
			COUNT	SQFT	COUNT	SQFT	COUNT	SQFT			
NB San Diego Pomerado Terrace	Navy Active	San Diego	0	0	0	0	23	263,281	52	52	55.1
NB San Diego Terrace View Villas	Navy Active	San Diego	0	0	0	0	41	227,468	17	17	47.7
NG TS MD Los Alamitos	Army Guard	Los Alamitos	153	1,315,115	0	0	0	0	1,568	1,571	733.8
NORCO	Navy Active	Norco	55	472,717	0	0	0	0	279	281	234.3
Norwalk	Air Force Reserve	Norwalk	4	2,587	0	0	0	0	47	55	81.1
Norwalk Fuel Complex	Navy Active	Norwalk	0	0	0	0	0	0	17	18	94.5
NOSC Alameda	Navy Reserve	Alameda	5	103,814	0	0	0	0	15	15	35.6
NOSC Sacramento	Navy Reserve	Sacramento	4	53,337	0	0	0	0	19	19	17.1
NS Long Beach	Navy Active	Long Beach	2	412	0	0	0	0	679	679	61.7
NTC and Fort Irwin	Army Active	Fort Irwin	658	4,120,963	2	9,000	815	3,431,055	21,167	22,154	3,740.5
NWS Seal Beach	Navy Active	Seal Beach	266	1,855,610	0	0	44	462,265	4,822	4,852	895.0
NWS Seal Beach Det Concord	Navy Active	Concord	339	1,571,454	0	0	0	0	5,038	5,038	713.6
NWS Seal Beach Fallbrook California	Navy Active	Fallbrook	263	1,002,843	0	0	0	0	8,852	8,852	438.8
Ozol Defense Fuel Support Point	Air Force Active	Martinez	5	4,538	0	0	0	0	54	75	148.2
Parks Reserve Forces Training Area	Army Reserve	Dublin	125	1,199,287	0	0	119	275,061	1,593	1,638	623.0
Pillar Point AFS	Air Force Active	Half Moon Bay	13	20,524	0	0	0	0	55	55	14.1
Point Arena AFS	Air Force Active	Point Arena	47	92,706	0	0	0	0	74	83	43.9
Port Hueneme	Navy Active	Port Hueneme	446	5,872,151	0	0	198	733,165	1,675	1,741	2,416.1
Presidio Of Monterey	Army Active	Monterey	143	1,998,529	1	6,283	62	154,380	325	456	822.3
Riverbank AAP	Army Active	Modesto	117	752,415	0	0	0	0	167	169	446.9
San Clemente	Navy Active	San Clemente	225	602,471	0	0	6	6,231	36,206	36,206	614.4
San Diego ANGS	Air Force Guard	San Diego	2	31,816	0	0	0	0	24	24	13.3
San Nicolas Island	Navy Active	San Nicolas Island	132	371,491	0	0	4	45,989	13,370	13,370	581.7
San Pedro Fuel Depot	Navy Active	Los Angeles	27	35,407	0	0	0	0	342	344	336.8
Santa Cruz Island	Navy Active	Goleta	11	17,472	0	0	0	0	0	11	31.6
Sepulveda National Guard Station	Air Force Guard	Los Angeles	4	48,796	0	0	0	0	26	26	22.6
Sewage Evaporation Pon	Navy Active	Lemoore Nas	0	0	0	0	0	0	430	430	21.5
Sierra Army Depot	Army Active	Herlong Sierra Ord-D	1,067	5,441,849	0	0	0	0	29,808	37,578	1,890.4
Travis AFB	Air Force Active	Fairfield	374	6,469,444	0	0	1	120	5,130	6,446	3,787.3
Travis Water System Annex 2	Air Force Active	Vacaville	12	23,421	0	0	0	0	206	206	18.4
Tulelake Radar Site	Air Force Active	Tulelake	4	17,140	0	0	0	0	0	928	28.5
Tustin USARC	Army Reserve	Irvine	2	42,213	0	0	0	0	32	32	15.1

* US Locations that do not meet criteria of at least ten (10) Acres AND at least \$10M PRV. US Territories and Non-US Locations that do not meet criteria of at least ten (10) Acres OR at least \$10M PRV.

DEPARTMENT OF DEFENSE
Base Structure Report - As of 30 Sept 2016

SITE	COMPONENT	NAME NEAREST CITY	BUILDINGS						ACRES OWNED	TOTAL ACRES	PRV (\$M)
			OWNED		LEASED		OTHER				
			COUNT	SQFT	COUNT	SQFT	COUNT	SQFT			
Twentynine Palms Main Base	Marine Corps Active	Twentynine Palms	767	6,679,756	0	0	686	3,089,235	173,907	635,811	5,200.2
USMC Marine Corp Site 3	Air Force Guard	Fresno	10	51,185	0	0	0	0	0	15	24.5
Vandenberg AFB	Air Force Active	Lompoc	631	6,446,314	0	0	2	9,200	98,415	118,312	4,282.1
Vista Del Sol East	Marine Corps Active	Twentynine Palms	0	0	0	0	50	254,780	0	29	55.1
Vista Del Sol West	Marine Corps Active	Twentynine Palms	0	0	0	0	101	446,255	0	65	95.6
* OTHER SITE(S) : 247			948	13,719,701	24	980,621	1,129	3,423,536	127,624	318,310	5,563.4
California Total:			16,098	167,998,093	72	3,385,974	12,820	50,510,716	1,488,591	3,662,486	105,303.3
Colorado											
Buckley AFB	Air Force Active	Aurora	201	3,804,960	0	0	0	0	3,409	4,234	1,552.0
Cheyenne Mountain AFS	Air Force Active	Colorado Springs	56	378,328	0	0	0	0	498	546	298.6
Colorado Springs GTA USARC	Army Reserve	Colorado Springs	2	40,297	0	0	0	0	15	15	17.5
Fort Carson	Army Active	Colorado Springs	962	14,507,610	1	315	1,625	5,653,053	134,260	137,411	7,587.3
Fort Carson Weapons Range	Air Force Guard	Colorado Springs	4	8,144	0	0	0	0	0	3,110	17.9
Greeley ANGS	Air Force Guard	Greeley	8	60,439	0	0	0	0	0	17	26.1
Joe P Martinez USARC/AMSA	Army Reserve	Denver	3	82,127	0	0	0	0	20	20	26.2
NG Firestone	Army Guard	Longmont	7	81,949	0	0	0	0	11	11	31.0
Peterson AFB	Air Force Active	Colorado Springs	165	3,382,609	33	316,741	0	0	218	1,457	1,558.4
Peterson AFB A/DACG Site	Army Active	Colorado Springs	3	62,208	0	0	0	0	13	13	22.0
Pinon Canyon	Army Active	Model	42	82,615	0	0	0	0	232,785	235,782	120.4
Pueblo Chemical Depot	Army Active	Pueblo	1,128	5,740,467	0	0	0	0	23,121	23,121	2,106.2
Rocky Mountain Arsenal	Army Active	Commerce City	11	78,673	0	0	0	0	3,752	3,787	131.5
Schriever AFB	Air Force Active	Colorado Springs	77	2,079,648	0	0	0	0	3,202	5,634	899.2
The Farish Memorial Recreational Annex	Air Force Active	Calhan	19	19,477	0	0	0	0	652	663	20.5
USAF Academy	Air Force Active	Air Force Academy	260	6,004,395	0	0	0	0	44,090	53,136	3,451.7
USAF Academy Auxiliary Airfield	Air Force Active	Calhan	1	1,651	0	0	0	0	0	197	14.0
USAF Academy Site 2	Air Force Active	Air Force Academy	75	689,272	0	0	0	0	140	140	352.1
William T. Fitzsimons USARC	Army Reserve	Aurora	5	135,248	0	0	0	0	21	21	42.8
Windsor Army Reserve Center	Army Reserve	Unknown	2	37,276	0	0	0	0	18	19	12.2
* OTHER SITE(S) : 65			66	151,220	1	30,302	0	0	100	6,727	498.7
Colorado Total:			3,097	37,428,613	35	347,358	1,625	5,653,053	446,324	476,061	18,786.4

* US Locations that do not meet criteria of at least ten (10) Acres AND at least \$10M PRV. US Territories and Non-US Locations that do not meet criteria of at least ten (10) Acres OR at least \$10M PRV.

DEPARTMENT OF DEFENSE
Base Structure Report - As of 30 Sept 2016

SITE	COMPONENT	NAME NEAREST CITY	BUILDINGS						ACRES OWNED	TOTAL ACRES	PRV (\$M)
			OWNED		LEASED		OTHER				
			COUNT	SQFT	COUNT	SQFT	COUNT	SQFT			
Connecticut											
Berry-Rosenblatt MD	Army Reserve	West Hartford	2	163,763	0	0	0	0	18	18	52.4
BG John W Middleton USARC	Army Reserve	East Windsor	2	55,080	0	0	0	0	17	61	20.7
Bradley IAP	Air Force Guard	East Granby	34	348,533	0	0	0	0	0	148	170.6
Danbury USARC	Army Reserve	Danbury	3	117,455	0	0	0	0	17	17	41.8
Middletown AFRC	Army Reserve	Middletown	4	205,130	0	0	0	0	42	42	70.3
NAVSUBASE New London	Navy Active	Groton	208	3,348,772	0	0	14	23,187	686	687	1,518.0
NAVSUBASE New London Conning Towers	Navy Active	Groton	5	24,582	0	0	80	227,790	50	50	63.0
NAVSUBASE New London Dolphin Gardens	Navy Active	Groton	1	47,832	0	0	0	0	40	40	21.0
NAVSUBASE New London Nautilus Park 1st Inc	Navy Active	Groton	1	26,544	0	0	500	660,563	50	50	158.1
NAVSUBASE New London Nautilus Park 2nd Inc	Navy Active	Groton	0	0	0	0	262	645,164	142	142	151.6
NAVSUBASE New London Nautilus Park 3rd Inc	Navy Active	Groton	3	29,951	0	0	1	5,421	115	115	16.5
NAVSUBASE New London Polaris Park	Navy Active	Groton	3	10,944	0	0	46	355,751	52	52	82.1
NAVSUBASE New London Trident Park	Navy Active	Groton	1	400	0	0	82	505,371	85	86	121.5
Orange ANG Communications Station	Air Force Guard	Orange	4	56,456	0	0	0	0	21	29	24.7
Stratford Army Engine Plant	Army Active	Stratford	41	1,617,959	0	0	0	0	75	75	564.4
* OTHER SITE(S) : 20			30	384,222	9	45,093	0	0	75	139	156.9
Connecticut Total:			342	6,437,624	9	45,093	985	2,423,247	1,484	1,751	3,233.5
Delaware											
Dover AFB	Air Force Active	Dover	198	3,714,604	0	0	9	223,460	3,218	3,824	2,146.0
New Castle County Airport	Air Force Guard	New Castle	42	338,935	0	0	0	0	0	78	161.7
NEWARK AFRC	Army Reserve	Newark	3	54,364	0	0	0	0	21	21	28.5
NG River Road Training Site	Army Guard	New Castle	31	148,853	0	0	0	0	227	227	41.8
* OTHER SITE(S) : 9			8	80,280	3	8,600	0	0	19	20	27.9
Delaware Total:			282	4,337,036	3	8,600	9	223,460	3,485	4,170	2,405.9
District of Columbia											

* US Locations that do not meet criteria of at least ten (10) Acres AND at least \$10M PRV. US Territories and Non-US Locations that do not meet criteria of at least ten (10) Acres OR at least \$10M PRV.

DEPARTMENT OF DEFENSE
Base Structure Report - As of 30 Sept 2016

SITE	COMPONENT	NAME NEAREST CITY	BUILDINGS						ACRES OWNED	TOTAL ACRES	PRV (\$M)
			OWNED		LEASED		OTHER				
			COUNT	SQFT	COUNT	SQFT	COUNT	SQFT			
Fort Lesley J McNair	Army Active	Washington, DC	67	1,423,348	0	0	0	0	108	108	504.1
Naval Research Lab	Navy Active	Washington, DC	96	3,085,465	0	0	0	0	131	133	1,286.0
NS Anacostia	Navy Active	Washington, DC	202	4,708,364	0	0	190	287,496	676	1,027	1,719.3
NSA North Potomac	Navy Active	Washington, DC	39	236,109	0	0	9	20,396	72	72	96.0
NSA Washington	Navy Active	Washington, DC	68	3,361,724	0	0	41	180,707	78	78	1,302.9
Walter Reed AMC Main Post	Army Active	Washington, DC	40	4,081,806	0	0	3	19,508	78	78	2,234.9
* OTHER SITE(S) : 12			21	307,832	7	134,378	7	29,552	30	30	174.9
District of Columbia Total:			533	17,204,648	7	134,378	250	537,659	1,173	1,525	7,318.1
Florida											
1LT Max R. Stover USARC	Army Reserve	St. Petersburg	2	47,510	0	0	0	0	65	66	11.9
4th MARDIV Jacksonville Maint	Marine Corps Reserve	Jacksonville	5	45,689	0	0	0	0	111	111	13.3
Arbuckle Airfield	Air Force Active	Avon Park	41	209,777	0	0	0	0	5,145	5,147	177.2
Avon Park AF Range	Air Force Active	Avon Park	7	6,369	0	0	0	0	100,929	100,929	32.5
C. Lovejoy USARC/AMSA	Army Reserve	Tampa	5	49,682	0	0	0	0	14	14	13.7
Camp Blanding	Air Force Guard	Starke	24	133,426	0	0	0	0	0	219	31.2
Cape Canaveral AFS	Air Force Active	Cape Canaveral AFS	535	3,930,392	0	0	0	0	15,383	16,239	2,006.5
Cape San Blas Missile Tracking Annex D-3	Air Force Active	Port St Joe	12	29,911	0	0	0	0	831	831	13.3
Corry Station	Navy Active	Pensacola	128	2,173,770	0	0	107	573,455	674	674	835.7
Dania Beach (Lauderdale)	Navy Active	Dania	12	30,944	0	0	0	0	0	10	17.6
Destin Moreno Point	Army Active	Destin	22	59,052	0	0	0	0	13	13	13.9
Eglin AFB	Air Force Active	Eglin AFB	1,065	10,195,329	0	0	20	198,341	319,078	449,421	5,061.4
Eglin AFB Auxiliary Field 3	Air Force Active	Crestview	89	769,072	0	0	3	65,159	1,512	1,946	485.6
Eglin AFB Auxiliary Field 6	Air Force Active	Holt	42	156,921	0	0	5	18,379	832	855	128.6
Eglin Afb Site 2 (Santa Rosa Island)	Air Force Active	Ft Walton Beach	49	115,743	0	0	0	0	0	3,173	90.1
Homestead ARB	Air Force Reserve	Homestead	129	1,211,196	0	0	0	0	1,993	2,442	632.5
Hurlburt Field	Air Force Active	Mary Esther	374	4,800,486	0	0	0	0	6,341	6,341	1,822.2
Jacksonville IAP	Air Force Guard	Jacksonville	41	381,380	0	0	0	0	0	342	129.5
Jonathan Dickinson Missile Tracking Annex	Air Force Active	Hobe Sound	11	27,272	0	0	0	0	0	11	14.3
Kennedy Space Center Communications	Air Force Active	Cape Canaveral	49	93,865	0	0	1	231	0	57	47.4

* US Locations that do not meet criteria of at least ten (10) Acres AND at least \$10M PRV. US Territories and Non-US Locations that do not meet criteria of at least ten (10) Acres OR at least \$10M PRV.

DEPARTMENT OF DEFENSE
Base Structure Report - As of 30 Sept 2016

SITE	COMPONENT	NAME NEAREST CITY	BUILDINGS						ACRES OWNED	TOTAL ACRES	PRV (\$M)
			OWNED		LEASED		OTHER				
			COUNT	SQFT	COUNT	SQFT	COUNT	SQFT			
LTC Luis E. Martinez USARC	Army Reserve	Perrine	2	82,720	0	0	0	0	13	13	21.8
Lynn Haven Defense Fuel Sup	Air Force Active	Lynn Haven	9	12,715	0	0	0	0	203	203	47.4
MacDill AFB	Air Force Active	Tampa	284	5,077,600	0	0	5	77,056	5,633	5,866	1,957.0
Malabar Transmitter Annex	Air Force Active	Palm Bay	9	34,909	0	0	0	0	640	640	12.5
MCRC Tampa	Marine Corps Reserve	Tampa	14	34,490	0	0	0	0	0	19	11.0
MCSF Blount Island	Marine Corps Active	Jacksonville	63	970,401	0	0	0	0	912	1,082	399.1
NAS Jacksonville	Navy Active	Jacksonville	443	8,860,451	0	0	146	629,787	3,843	3,882	3,179.8
NAS Key West	Navy Active	Stock Island	132	890,355	0	0	18	15,641	4,006	4,787	622.9
NAS Key West Dredgers Key-Sigsbee	Navy Active	Key West	46	333,330	0	0	240	1,123,282	352	352	272.6
NAS Key West Fleming Key Magazine	Navy Active	Key West	42	163,282	0	0	4	122,948	322	323	117.1
NAS Key West Truman Annex	Navy Active	Key West	39	381,031	0	0	40	121,108	159	233	195.5
NAS Key West Trumbo Point Annex	Navy Active	Key West	24	368,221	0	0	123	452,915	129	137	275.9
NAS Pensacola	Navy Active	Pensacola	368	6,475,510	0	0	201	2,547,974	2,296	5,809	2,685.5
NAS Whiting Field Milton	Navy Active	Milton	135	1,276,207	0	0	1	156	3,533	5,058	727.2
Naval Hospital Key West	Navy Active	Key West	4	75,532	0	0	7	10,823	15	15	35.7
NOLF Choctaw	Navy Active	Navarre	6	25,860	0	0	0	0	1,450	1,450	95.1
NOLF Holley	Navy Active	Navarre	1	1,024	0	0	0	0	698	698	77.4
NOLF Santa Rosa	Navy Active	Milton	2	1,517	0	0	0	0	738	738	41.9
NOLF Spencer	Navy Active	Pace	3	4,195	0	0	0	0	640	640	25.2
NOSC Miami	Navy Reserve	Hialeah	2	62,741	0	0	0	0	20	20	16.4
NOTU Cape Canaveral	Navy Active	Cape Canaveral	82	571,745	0	0	0	0	250	256	267.3
NS Mayport	Navy Active	Jacksonville	299	2,650,269	0	0	397	1,392,230	2,973	3,230	1,547.8
NS Mayport Commissary Site	Navy Active	Atlantic Beach	1	163,973	0	0	0	0	29	29	31.1
NS Mayport FISC	Navy Active	Jacksonville	31	41,507	0	0	0	0	169	186	104.4
NS Mayport Ribault Bay Village	Navy Active	Atlantic Beach	6	43,633	0	0	104	605,782	129	129	98.3
NSA Orlando	Navy Active	Orlando	11	306,335	2	55,430	1	70,749	41	42	124.1
NSA Panama City	Navy Active	Panama City	190	1,444,153	0	0	35	98,868	654	678	544.6
OLF Bronson	Navy Active	Pensacola	31	18,456	0	0	1	1,916	967	1,098	28.2
OLF Whitehouse	Navy Active	Jacksonville	6	8,907	0	0	1	4,590	1,907	5,227	44.6
Patrick AFB	Air Force Active	Patrick AFB	280	3,462,964	0	0	1	610	2,089	2,324	1,334.5
Saufley Field	Navy Active	Pensacola	72	703,586	0	0	1	384	882	895	319.7

* US Locations that do not meet criteria of at least ten (10) Acres AND at least \$10M PRV. US Territories and Non-US Locations that do not meet criteria of at least ten (10) Acres OR at least \$10M PRV.

DEPARTMENT OF DEFENSE
Base Structure Report - As of 30 Sept 2016

SITE	COMPONENT	NAME NEAREST CITY	BUILDINGS						ACRES OWNED	TOTAL ACRES	PRV (\$M)
			OWNED		LEASED		OTHER				
			COUNT	SQFT	COUNT	SQFT	COUNT	SQFT			
Taft USARC	Army Reserve	Orlando	5	157,485	0	0	0	0	40	40	37.4
Tyndall AFB	Air Force Active	Panama City	465	4,148,349	0	0	2	1,392	26,562	28,824	1,734.5
US Army Garrison-Miami	Army Active	Miami-Dade	13	655,749	0	0	2	30,419	0	34	259.3
Whiting Pines	Navy Active	Milton	4	10,457	0	0	259	480,839	0	98	70.2
* OTHER SITE(S) : 135			252	2,274,603	39	698,495	15	129,566	7,658	27,060	963.8
Florida Total:			6,018	66,262,046	41	753,925	1,740	8,774,600	522,872	690,954	29,905.3
Georgia											
Air Force Plant 6	Air Force Active	Marietta	103	6,452,319	0	0	0	0	755	755	1,467.0
Athens USARC	Army Reserve	Athens	3	50,671	0	0	0	0	17	17	12.1
Augusta USARC/AMSA 54 (G)	Army Reserve	Augusta	3	37,359	0	0	0	0	10	10	10.2
Camp Frank D. Merrill, Dahlonoga	Army Active	Dahlonoga	47	135,356	0	0	0	0	282	282	40.8
Dobbins ARB	Air Force Reserve	Marietta	109	1,236,046	0	0	1	192	1,666	1,913	571.3
Fort Benning GA	Army Active	Columbus	1,429	20,735,970	0	0	2,159	7,786,449	179,347	179,353	9,035.0
Fort Gillem	Army Active	Forest Park	47	1,416,818	0	0	1	2,880	440	473	397.3
Fort Gordon	Army Active	Augusta	619	8,007,937	6	243,988	384	1,846,070	54,954	55,597	3,807.5
Fort Gordon Recreation Area	Army Active	Augusta	29	79,637	0	0	1	64	0	814	21.9
Fort Stewart	Army Active	Hinesville	1,432	11,442,875	0	0	1,024	5,211,705	279,154	279,155	5,468.9
General Lucius D. Clay National Guard Center	Army Guard	Marietta	59	761,983	0	0	0	0	80	80	229.3
Glynco ANGS	Air Force Guard	Brunswick	2	60,419	0	0	0	0	0	14	18.3
Hunter ANGS 2	Air Force Guard	Savannah	11	55,729	0	0	0	0	18	18	16.1
Hunter Army Airfield	Army Active	Savannah	338	3,508,698	0	0	391	1,452,810	5,378	5,941	1,630.4
MCLB Albany	Marine Corps Active	Albany	243	6,918,362	0	0	85	232,213	3,389	3,394	1,567.6
Moody AFB	Air Force Active	Moody AFB	308	2,899,158	0	0	0	0	5,118	5,521	1,196.7
Moody Recreation Annex	Air Force Active	Lake Park	12	12,477	0	0	0	0	489	489	10.8
NAS Atlanta Windy Hill	Marine Corps Reserve	Smyrna	10	69,351	0	0	0	0	28	28	16.6
NAVSUBASE Kings Bay	Navy Active	Kings Bay	450	5,341,670	0	0	227	1,033,188	12,897	16,616	2,808.1
NOSC-MCRC Atlanta	Navy Reserve	Marietta	3	95,915	0	0	0	0	18	18	23.7
Porter Village	Army Active	Dahlonoga	0	0	0	0	41	76,560	95	95	12.4
Robins AFB	Air Force Active	Robins AFB	515	13,690,948	0	0	2	203,028	6,779	6,935	4,032.3
Savannah/Hilton Head IAP	Air Force Guard	Garden City	61	666,644	0	0	0	0	0	207	195.8
Savannah/Hilton Head IAP Site 4	Air Force Guard	Garden City	14	74,805	0	0	0	0	0	49	26.9

* US Locations that do not meet criteria of at least ten (10) Acres AND at least \$10M PRV. US Territories and Non-US Locations that do not meet criteria of at least ten (10) Acres OR at least \$10M PRV.

DEPARTMENT OF DEFENSE
Base Structure Report - As of 30 Sept 2016

SITE	COMPONENT	NAME NEAREST CITY	BUILDINGS						ACRES OWNED	TOTAL ACRES	PRV (\$M)
			OWNED		LEASED		OTHER				
			COUNT	SQFT	COUNT	SQFT	COUNT	SQFT			
Statham USARC	Army Reserve	Statham	3	52,409	0	0	0	0	16	16	14.2
VTS Catoosa	Army Guard	Tunnel Hill	39	91,108	0	0	0	0	1,630	1,630	36.4
Warner Robins USARC	Army Reserve	Warner Robins	4	41,264	0	0	0	0	15	15	10.1
* OTHER SITE(S) : 42			150	645,378	4	35,876	9	42,175	11,683	41,896	207.0
Georgia Total:			6,043	84,581,305	10	279,864	4,325	17,887,334	564,260	601,331	32,884.9
Hawaii											
AF Facilities Hawaii	Navy Active	Kekaha	3	31,156	0	0	0	0	11	11	21.1
Aiea	Navy Active	Aiea	20	41,221	0	0	136	327,409	92	93	175.9
Barking Sands Communications Station	Air Force Guard	Kekaha	4	31,016	0	0	0	0	0	11	36.9
Bellows AFS	Air Force Active	Kailua	90	129,791	0	0	0	0	409	486	221.3
CAMP STOVER	Navy Active	Wheeler Air Force Base	1	169	0	0	60	316,502	35	35	125.6
CSO Barbers Point	Navy Active	Barbers Point	0	0	0	0	0	0	678	678	123.4
Ewa	Navy Active	Ewa Beach	218	877,560	0	0	0	0	2,309	2,323	787.3
Ford Island	Navy Active	Ford Island	90	1,331,345	0	0	63	460,167	445	445	1,693.7
Halawa Housing	Navy Active	Aiea	5	1,603	0	0	22	117,216	21	23	53.5
Halawa Water Stg Tanks	Navy Active	Pearl Harbor	0	0	0	0	0	0	12	13	111.2
Hale Keiki	Navy Active	Pearl Harbor	7	26,239	0	0	0	0	11	13	18.2
Hickam Petrol Strg Ann	Navy Active	Hickam AFB	6	7,247	0	0	0	0	35	96	422.8
Honolulu	Navy Active	Pearl Harbor	149	1,620,601	1	55,427	1,089	4,232,077	1,053	1,058	2,711.1
Kaena Point Satellite Tracking Station	Air Force Active	Waianae	25	71,061	0	0	0	0	0	153	89.5
Kalaeloa	Navy Active	Barbers Point	161	947,120	1	12,853	0	0	163	164	708.2
Kamokala Ridge	Navy Active	Kekaha	13	27,410	0	0	0	0	0	267	22.1
Makaha Ridge	Navy Active	Koikee	16	29,965	0	0	0	0	0	243	44.4
Manana Housing/Pw Area	Navy Active	Pearl City	1	775	0	0	49	125,391	23	23	53.5
MC Trng Area Bellows	Marine Corps Active	Waimanalo	15	116,479	0	0	0	0	28	1,030	124.4
MCB Camp Smith	Marine Corps Active	Aiea	51	914,679	0	0	9	19,010	219	221	707.6
MCB Hawaii Kaneohe	Marine Corps Active	Kaneohe	553	4,917,734	54	417,060	919	3,417,954	2,686	2,955	6,056.8
MCB Hawaii Manana Capehart	Marine Corps Active	Pearl City	7	14,484	0	0	153	429,514	52	52	193.8

* US Locations that do not meet criteria of at least ten (10) Acres AND at least \$10M PRV. US Territories and Non-US Locations that do not meet criteria of at least ten (10) Acres OR at least \$10M PRV.

DEPARTMENT OF DEFENSE
Base Structure Report - As of 30 Sept 2016

SITE	COMPONENT	NAME NEAREST CITY	BUILDINGS						ACRES OWNED	TOTAL ACRES	PRV (\$M)
			OWNED		LEASED		OTHER				
			COUNT	SQFT	COUNT	SQFT	COUNT	SQFT			
MCB Hawaii Pearl City Annex	Marine Corps Active	Pearl City	7	255,513	0	0	0	0	27	27	93.8
MCB Hawaii Puuloa-Oahu	Marine Corps Active	Ewa Beach	23	48,806	0	0	0	0	165	165	72.6
NG Kalaeloa	Army Guard	Kapolei	25	656,423	0	0	0	0	292	316	489.4
NS Pearl Harbor	Navy Active	Pearl Harbor	946	13,495,837	0	0	427	1,643,291	6,129	6,179	15,872.1
PACMISRANFAC Hawaiian Area	Navy Active	Kekaha	221	566,639	0	0	41	79,920	1,924	17,445	826.7
Pearl City	Navy Active	Pearl City	35	272,218	0	0	252	978,603	625	629	743.5
Red Hill Tank Site	Navy Active	Honolulu	11	12,496	0	0	0	0	249	256	657.2
Wahiawa	Navy Active	Wahiawa	114	755,137	0	0	60	233,809	689	712	686.9
Waianae	Navy Active	Lualualei	375	1,021,316	0	0	0	0	9,228	9,228	793.1
Waiawa Well Site	Navy Active	Pearl City	3	1,250	0	0	0	0	75	85	11.3
Waipahu	Navy Active	Waipahu	19	36,179	0	0	0	0	1,454	1,456	268.8
* OTHER SITE(S) : 109			1,643	15,424,191	4	28,463	3,783	14,550,820	6,048	12,905	20,347.6
Hawaii Total:			4,857	43,683,659	60	513,803	7,063	26,931,683	35,188	59,795	55,365.4
Idaho											
Bayview Idaho	Navy Active	Bayview	10	60,753	0	0	0	0	22	22	36.2
Boise Air Terminal (ANG)	Air Force Guard	Boise	178	1,712,130	0	0	0	0	0	354	607.6
Idaho Launch Complex	Army Active	Mountain Home	0	0	0	0	0	0	5	45	11.0
Juniper Butte Range	Air Force Active	Unknown	2	7,754	0	0	0	0	0	12,141	16.5
Mountain Home AFB	Air Force Active	Mountain Home	254	2,932,931	0	0	1	3,200	2,250	6,858	3,264.8
NG Edgemoade TS Mountain Home	Army Guard	Mountain Home	8	38,500	0	0	0	0	150	150	14.6
Saylor Creek Air Force Range	Air Force Active	Bruneau	5	10,918	0	0	0	0	640	109,466	27.4
* OTHER SITE(S) : 55			58	207,749	1	24,679	0	0	31	7,319	88.1
Idaho Total:			515	4,970,735	1	24,679	1	3,200	3,098	136,355	4,066.2
Illinois											
Capital Airport	Air Force Guard	Springfield	29	328,694	0	0	0	0	0	78	156.1
Chanute AFB	Air Force Active	Rantoul	35	397,638	0	0	0	0	1,343	1,343	241.2
Col P. Schulstad USARC	Army Reserve	Arlington Heights	10	236,560	0	0	0	0	48	49	99.0
Fort Sheridan	Navy Active	Highland Park	2	1,938	0	0	87	426,429	119	130	115.4
GL Camp JPJ	Navy Active	Great Lakes	9	1,338,960	0	0	0	0	0	53	436.5
GL Camp Porter	Navy Active	Great Lakes	34	1,782,619	0	0	0	0	0	11	697.2

* US Locations that do not meet criteria of at least ten (10) Acres AND at least \$10M PRV. US Territories and Non-US Locations that do not meet criteria of at least ten (10) Acres OR at least \$10M PRV.

DEPARTMENT OF DEFENSE
Base Structure Report - As of 30 Sept 2016

SITE	COMPONENT	NAME NEAREST CITY	BUILDINGS						ACRES OWNED	TOTAL ACRES	PRV (\$M)
			OWNED		LEASED		OTHER				
			COUNT	SQFT	COUNT	SQFT	COUNT	SQFT			
GL Forrestal Village	Navy Active	Great Lakes	51	936,597	1	34,284	623	1,725,365	482	482	700.5
GL LOVELL FHCC	Navy Active	North Chicago	3	220,540	0	0	0	0	0	22	132.7
Glenview	Navy Active	Glenview	1	13,876	0	0	118	697,184	26	32	161.4
Granite City USARC	Army Reserve	Granite City	5	99,064	0	0	0	0	30	30	29.0
Greater Peoria Regional Airport	Air Force Guard	Peoria	33	429,193	0	0	0	0	0	720	268.1
Joliet AAP Elwood	Army Active	Wilmington	206	633,641	0	0	0	0	1,703	1,781	287.8
Machesney Park USARC	Army Reserve	Machesney Park	2	37,746	0	0	0	0	15	15	11.3
NG Galesburg Readiness Center	Army Guard	Galesburg	0	0	0	0	3	56,018	0	10	16.2
NG N Riverside (NG Maint Center)	Army Guard	Riverside	20	204,830	0	0	0	0	40	40	65.9
NG Peoria AASF	Army Guard	Peoria	18	155,649	0	0	0	0	0	44	54.4
North Shore Memorial USARC	Army Reserve	Highland Park	2	45,800	0	0	0	0	13	13	18.9
NS Great Lakes	Navy Active	Great Lakes	175	5,268,313	0	0	29	148,190	1,143	1,148	2,298.5
Parkhurst USARC/OMS/DS	Army Reserve	Darien	2	87,595	0	0	0	0	13	13	33.4
Philip H. Sheridan Reserve Center	Army Reserve	Ft Sheridan	27	431,046	0	0	0	0	91	91	154.8
Quincy USARC	Army Reserve	Quincy	3	36,666	0	0	0	0	15	15	12.2
Rock Island Arsenal	Army Active	Rock Island	183	6,646,495	2	4,382	1	20	877	879	2,377.1
Savanna Depot Act	Army Active	Savanna	684	2,799,093	0	0	0	0	15,600	15,602	1,008.4
Scott AFB	Air Force Active	Belleville	283	5,035,524	0	0	3	15,817	2,883	3,704	1,982.1
USAR Joliet Outdoor Training	Army Reserve	Elwood	18	123,343	0	0	0	0	3,585	3,585	55.8
Vietnam Vet Memorial USARC	Army Reserve	Homewood	3	68,887	0	0	0	0	13	14	24.6
* OTHER SITE(S) : 44			85	1,688,393	7	20,522	449	981,368	1,196	1,224	861.7
Illinois Total:			1,923	29,048,700	10	59,188	1,313	4,050,391	29,235	31,128	12,300.0
Indiana											
(Maple Lane) USARC	Army Reserve	South Bend	2	38,476	0	0	0	0	17	17	10.7
Camp Atterbury	Army Guard	Edinburg	452	1,944,800	0	0	11	283,526	33,170	34,423	862.1
Fort Ben Harrison USARC	Army Reserve	Indianapolis	19	504,795	0	0	0	0	138	138	133.4
Fort Benjamin Harrison	Army Active	Lawrence	0	0	0	0	0	0	38	38	51.7
FORT WAYNE IAP-4 50.20 ACRES	Air Force Guard	Fort Wayne	0	0	0	0	0	0	0	50	10.7
Grissom ARB	Air Force Reserve	Logansport	94	1,058,362	0	0	0	0	1,410	1,791	619.9
Hulman Fld	Air Force Guard	Terre Haute	39	305,963	0	0	0	0	37	121	108.4
Indiana AAP	Army Active	Charlestown	445	1,686,183	0	0	0	0	1,252	2,811	856.0
James T St Clair USARC	Army Reserve	Jeffersonville	2	51,632	0	0	0	0	11	11	15.7

* US Locations that do not meet criteria of at least ten (10) Acres AND at least \$10M PRV. US Territories and Non-US Locations that do not meet criteria of at least ten (10) Acres OR at least \$10M PRV.

DEPARTMENT OF DEFENSE
Base Structure Report - As of 30 Sept 2016

SITE	COMPONENT	NAME NEAREST CITY	BUILDINGS						ACRES OWNED	TOTAL ACRES	PRV (\$M)
			OWNED		LEASED		OTHER				
			COUNT	SQFT	COUNT	SQFT	COUNT	SQFT			
Jefferson Proving Ground	Army Active	Madison	88	242,799	0	0	0	0	52,153	52,201	124.6
Laporte Co Veterans USARC	Army Reserve	Kingsbury	2	29,500	0	0	0	0	996	1,011	11.9
Lyle J. Thompson USARC	Army Reserve	South Bend	3	57,885	0	0	0	0	0	12	17.9
Michigan City USARC	Army Reserve	Michigan City	3	52,470	0	0	0	0	16	16	26.0
NG Muscatatuck Urban Training Center	Army Guard	Butlerville	48	479,471	1	22,824	1	2,125	0	934	216.1
NSA Crane	Navy Active	Crane	2,387	11,439,681	0	0	38	74,608	62,433	62,435	4,102.3
SGT Charles H. Seston USARC	Army Reserve	Edinburg	2	37,406	0	0	0	0	18	18	11.1
SGT James W. Harlan USARC/AMSA	Army Reserve	Evansville	2	49,521	0	0	0	0	5	16	14.6
* OTHER SITE(S) : 34			69	684,595	6	124,850	2	1,223,549	1,774	4,761	776.3
Indiana Total:			3,657	18,663,539	7	147,674	52	1,583,808	153,469	160,804	7,969.4
Iowa											
Camp Dodge Johnston TS	Army Guard	Johnston	30	847,238	1	25,540	262	1,301,933	2,083	4,476	754.8
Des Moines IAP	Air Force Guard	Des Moines	32	232,162	4	177,754	0	0	0	172	155.7
Des Moines Reserve Complex	Army Reserve	Des Moines	12	192,266	0	0	0	0	199	200	53.4
Fort Dodge ANG	Air Force Guard	Fort Dodge	6	37,244	0	0	0	0	0	13	15.5
Iowa AAP	Army Active	Middletown	846	3,885,959	0	0	1	1,500	19,011	19,013	1,720.3
Sioux City USARC	Army Reserve	Sioux City	2	36,210	0	0	0	0	12	12	11.1
Sioux Gateway Apt/Col Bud Day Field (ANG)	Air Force Guard	Sioux City	37	414,635	0	0	0	0	0	267	186.4
* OTHER SITE(S) : 34			34	381,342	11	97,174	0	0	69	123	150.8
Iowa Total:			999	6,027,056	16	300,468	263	1,303,433	21,374	24,275	3,048.0
Kansas											
Forbes Field (ANG)	Air Force Guard	Topeka	32	504,722	0	0	0	0	192	215	211.3
Fort Leavenworth	Army Active	Fort Leavenworth	325	4,500,948	0	0	776	5,334,062	408	5,629	3,166.7
Fort Riley	Army Active	Fort Riley	899	12,164,575	0	0	1,734	7,866,547	77,932	97,112	7,037.1
McConnell AFB	Air Force Active	Wichita	210	2,845,428	0	0	0	0	2,663	3,577	1,560.2
New Century USARC/ASF	Army Reserve	Gardner	4	91,724	0	0	0	0	16	16	27.7
Smoky Hill ANG Range	Air Force Guard	Salina	39	102,672	0	0	0	0	33,878	33,878	98.1
Topeka Future	Army Reserve	Topeka	2	56,641	0	0	0	0	12	12	99.0
Wichita USARC	Army Reserve	Wichita	3	155,851	0	0	0	0	17	17	40.1
* OTHER SITE(S) : 35			48	578,564	2	17,031	0	0	240	517	191.8

* US Locations that do not meet criteria of at least ten (10) Acres AND at least \$10M PRV. US Territories and Non-US Locations that do not meet criteria of at least ten (10) Acres OR at least \$10M PRV.

DEPARTMENT OF DEFENSE
Base Structure Report - As of 30 Sept 2016

SITE	COMPONENT	NAME NEAREST CITY	BUILDINGS						ACRES OWNED	TOTAL ACRES	PRV (\$M)
			OWNED		LEASED		OTHER				
			COUNT	SQFT	COUNT	SQFT	COUNT	SQFT			
Kansas Total:			1,562	21,001,125	2	17,031	2,510	13,200,609	115,358	140,974	12,432.0
<u>Kentucky</u>											
Blue Grass Army Depot	Army Active	Richmond	1,159	4,125,092	0	0	66	53,100	14,595	14,595	1,561.9
Brooks-Lawler USARC/AMSA	Army Reserve	Fort Thomas	4	52,790	0	0	0	0	12	13	17.8
Fort Campbell	Army Active	Fort Campbell	527	8,554,520	0	0	1,050	4,551,628	32,248	36,739	4,239.7
Fort Knox	Army Active	Middletown	901	11,603,345	0	0	1,476	5,433,715	127,613	127,930	6,507.8
Lexington MD	Army Reserve	Lexington	7	51,806	0	0	0	0	10	12	13.3
Louisville IAP-Standiford	Air Force Guard	Louisville	13	363,052	0	0	0	0	0	76	108.5
NG LTA Artemus	Army Guard	Artemus	12	36,324	0	0	0	0	558	558	14.4
* OTHER SITE(S) : 22			25	257,464	8	76,605	1	313	914	930	93.8
Kentucky Total:			2,648	25,044,394	8	76,605	2,593	10,038,757	175,951	180,852	12,557.3
<u>Louisiana</u>											
Barksdale AFB	Air Force Active	Barksdale AFB	433	5,107,710	0	0	0	0	21,945	22,504	2,099.5
England Authority	Army Active	Alexandria	1	50,958	16	93,896	3	39,004	0	256	44.3
Fort Polk	Army Active	Fort Polk	844	7,270,419	0	0	1,496	8,924,486	141,386	240,272	4,755.4
NAS JRB New Orleans	Air Force Guard	New Orleans	45	392,945	0	0	0	0	0	89	130.4
NAS JRB New Orleans	Navy Active	Belle Chasse	216	2,203,110	0	0	631	1,825,613	5,009	5,210	1,160.4
West Bank	Navy Active	New Orleans	0	0	0	0	62	309,288	61	61	55.7
* OTHER SITE(S) : 28			62	977,269	4	237,354	5	29,021	62	7,914	394.4
Louisiana Total:			1,601	16,002,411	20	331,250	2,197	11,127,412	168,463	276,306	8,640.0
<u>Maine</u>											
Bangor IAP	Air Force Guard	Bangor	16	295,624	0	0	0	0	110	122	119.5
Bangor Lease Land Site 4	Air Force Guard	Bangor	17	123,450	0	0	1	523	0	159	66.9
DFAS Annex	Air Force Active	Limestone	0	0	0	0	1	142,400	0	16	47.9
NAS Brunswick	Navy Active	Brunswick	22	260,019	0	0	0	0	623	645	109.1
NAS Portsmouth NCTS Cutler VHF Area	Navy Active	Cutler	2	15,683	0	0	0	0	128	128	10.9
NAS Portsmouth NCTS Cutler VLF Area	Navy Active	Cutler	44	132,539	0	0	0	0	2,805	2,805	113.7
NAS Portsmouth Redington Township	Navy Active	Rangeley	74	54,228	0	0	0	0	12,468	12,468	18.3
NG Auburn TS	Army Guard	Auburn	14	86,848	0	0	0	0	154	170	29.5
NG Bangor MD	Army Guard	Bangor	2	76,553	0	0	0	0	160	162	22.7

* US Locations that do not meet criteria of at least ten (10) Acres AND at least \$10M PRV. US Territories and Non-US Locations that do not meet criteria of at least ten (10) Acres OR at least \$10M PRV.

DEPARTMENT OF DEFENSE
Base Structure Report - As of 30 Sept 2016

SITE	COMPONENT	NAME NEAREST CITY	BUILDINGS						ACRES OWNED	TOTAL ACRES	PRV (\$M)
			OWNED		LEASED		OTHER				
			COUNT	SQFT	COUNT	SQFT	COUNT	SQFT			
NG Bangor TS	Army Guard	Bangor	24	368,171	0	0	0	0	43	263	143.3
NG Brunswick NAS TS	Army Guard	Brunswick	6	83,970	0	0	0	0	51	51	27.7
NSY Portsmouth	Navy Active	Kittery	253	4,162,412	0	0	35	98,767	309	309	1,945.2
South Portland ANGS	Air Force Guard	South Portland	9	58,046	0	0	0	0	0	12	19.3
* OTHER SITE(S) : 17			80	215,425	1	22,992	0	0	1,211	1,536	80.6
Maine Total:			563	5,932,968	1	22,992	37	241,690	18,063	18,847	2,754.7
Maryland											
1SGT Adam S Brandt USARC	Army Reserve	Baltimore	6	97,771	0	0	0	0	27	27	34.6
Aberdeen Proving Ground	Army Active	Aberdeen	1,394	15,313,526	0	0	233	1,574,132	76,561	76,793	6,448.6
Andrews AFB	Air Force Active	Andrews AFB	340	6,212,256	0	0	1	2,800	4,996	5,008	2,765.5
Blossom Point MD	Navy Active	La Plata	22	74,839	0	0	0	0	265	265	25.9
Blossom Point Research Facility	Army Active	Welcome	45	41,183	0	0	0	0	1,600	1,600	45.2
Brandywine Globecom Annex	Air Force Active	Brandywine	4	3,944	0	0	0	0	1,640	1,640	31.9
Curtis Bay - Baltimore	Army Reserve	Baltimore	4	31,387	0	0	0	0	18	18	198.6
Fort Detrick	Army Active	Frederick	222	2,540,751	0	0	318	1,016,866	1,143	1,153	1,640.7
Fort George G Meade	Army Active	Fort Meade	281	5,201,542	10	40,912	1,208	4,785,514	5,061	5,333	2,986.2
Glenn Forest	Navy Active	Lexington Park	0	0	0	0	58	438,608	139	139	79.0
Governors Bridge Globecom Annex	Air Force Active	Davidsonville	2	26,540	0	0	0	0	864	864	30.3
Jachman USARC	Army Reserve	Owings Mills	3	48,350	0	0	0	0	9	13	13.9
Martin State Apt	Air Force Guard	Middle River	48	426,435	0	0	0	0	0	175	175.6
NAS Patuxent River	Navy Active	Patuxent River	499	6,857,534	0	0	177	739,529	6,398	6,398	3,223.5
National Naval Medical Center Bethesda	Navy Active	Bethesda	84	4,870,266	0	0	5	22,983	242	243	2,157.7
Naval Academy North Severn	Navy Active	Annapolis	81	851,286	0	0	43	237,262	806	806	334.4
NG Pvt Henry Costin	Army Guard	Laurel	3	56,225	0	0	0	0	23	23	17.5
NMIC Suitland	Navy Active	Suitland	8	822,021	0	0	0	0	42	42	241.7
NSA Annapolis	Navy Active	Annapolis	60	4,130,887	0	0	47	233,704	286	286	1,410.2
NSA Annapolis Chesapeake Bay Detach	Navy Active	Solomons	49	177,103	0	0	0	0	168	168	94.4
NSA Annapolis Gambrills	Navy Active	Annapolis	63	112,000	0	0	0	0	856	856	18.9
NSA South Potomac Stump Neck Area	Navy Active	Indian Head	83	359,786	0	0	0	0	1,087	1,087	137.2
NSWC Carderock	Navy Active	Bethesda	80	1,912,038	0	0	0	0	186	186	834.2
NSWC Indian Head	Navy Active	Indian Head	898	3,490,725	0	0	117	370,142	1,959	1,959	1,499.5

* US Locations that do not meet criteria of at least ten (10) Acres AND at least \$10M PRV. US Territories and Non-US Locations that do not meet criteria of at least ten (10) Acres OR at least \$10M PRV.

DEPARTMENT OF DEFENSE
Base Structure Report - As of 30 Sept 2016

SITE	COMPONENT	NAME NEAREST CITY	BUILDINGS						ACRES OWNED	TOTAL ACRES	PRV (\$M)
			OWNED		LEASED		OTHER				
			COUNT	SQFT	COUNT	SQFT	COUNT	SQFT			
Pomomkey Md	Navy Active	La Plata	10	16,793	0	0	0	0	141	141	10.5
Solomons Island	Navy Active	Solomons	105	281,929	0	0	1	5,340	295	295	106.8
Upper Yard Annapolis	Navy Active	Annapolis	52	574,574	0	0	57	417,258	69	69	298.5
USA Adelphi Laboratory Ctr	Army Active	Hyattsville	39	1,134,913	0	0	1	80	207	207	492.4
Walter Reed AMC Forest Glen	Army Active	Silver Spring	40	1,032,332	0	0	0	0	127	128	467.8
Walter Reed AMC Glen Haven	Army Active	Silver Spring	1	6,541	0	0	24	448,086	130	130	89.9
Webster Field	Navy Active	Saint Inigoes	69	600,267	0	0	1	190	968	968	322.7
* OTHER SITE(S) : 81			86	485,039	75	768,856	4	65,975	6,374	7,324	363.7
Maryland Total:			4,681	57,790,783	85	809,768	2,295	10,358,469	112,688	114,346	26,597.6
Massachusetts											
4th MAW Chicopee Housing	Marine Corps Reserve	Chicopee	0	0	0	0	59	275,022	30	30	55.0
94th RRC HQ USARC	Army Reserve	Ayer	2	84,506	0	0	0	0	14	14	27.7
Ayer Armed Forces Reserve Center	Army Reserve	Ayer	3	157,318	0	0	0	0	27	27	59.9
Barnes MAP (ANG)	Air Force Guard	Westfield	51	453,136	0	0	0	0	1	115	269.5
Cape Cod AS	Air Force Active	Bourne	16	109,722	0	0	0	0	0	101	66.8
Cpl G M Craig USARC/AMSA	Army Reserve	Brockton	3	70,109	0	0	0	0	28	28	25.0
CSO NAS South Weymouth	Navy Active	Weymouth	25	300,840	0	0	0	0	248	248	262.1
CSO NAS South Weymouth Squantum Housing	Navy Active	Weymouth	38	107,962	0	0	0	0	28	28	21.6
Devens Reserve Forces Training Area	Army Reserve	Ayer	115	1,536,807	0	0	0	0	288	288	735.2
Hanscom AFB	Air Force Active	Bedford	144	4,057,344	0	0	1	2,176	527	846	1,899.1
MTA Camp Edwards	Army Guard	Bourne	147	944,744	0	0	0	0	0	14,712	472.7
NG Rehoboth-TS Nike	Army Guard	Rehoboth	8	38,564	0	0	0	0	15	17	15.5
NG Westfield/Barnes	Army Guard	Westfield	4	67,557	0	0	0	0	0	326	34.0
NIROP PITTSFIELD MA	Navy Active		7	827,949	0	0	0	0	30	30	210.6
NWIRP Bedford	Navy Active	Bedford	9	276,796	0	0	0	0	46	79	113.6
Otis ANGB	Air Force Guard	Mashpee	106	989,985	0	0	0	0	1,353	4,026	800.4
South Boston Support Activity	Army Reserve	Boston	2	583,529	0	0	0	0	14	14	222.6
US Army Soldier Systems Center Natick	Army Active	Natick	76	806,675	0	0	0	0	78	78	369.0
Westover ARB	Air Force Reserve	Chicopee	127	1,649,187	0	0	0	0	2,123	2,193	1,060.7

* US Locations that do not meet criteria of at least ten (10) Acres AND at least \$10M PRV. US Territories and Non-US Locations that do not meet criteria of at least ten (10) Acres OR at least \$10M PRV.

DEPARTMENT OF DEFENSE
Base Structure Report - As of 30 Sept 2016

SITE	COMPONENT	NAME NEAREST CITY	BUILDINGS						ACRES OWNED	TOTAL ACRES	PRV (\$M)
			OWNED		LEASED		OTHER				
			COUNT	SQFT	COUNT	SQFT	COUNT	SQFT			
* OTHER SITE(S) : 43			152	672,887	8	85,987	11	124,620	1,042	16,050	310.4
Massachusetts Total:			1,035	13,735,617	8	85,987	71	401,818	5,893	39,250	7,031.2
Michigan											
1Lt Robert L Poxon USARC	Army Reserve	Southfield	7	93,497	0	0	0	0	25	25	29.3
Alpena County Regional Airport	Air Force Guard	Alpena	92	483,853	0	0	0	0	0	657	240.3
Batt West Property Site 2	Air Force Guard	Battle Creek	7	64,724	0	0	1	120	0	159	18.4
Camp Grayling Weapons Range	Air Force Guard	Waters	1	12,247	0	0	0	0	0	16	12.0
CTC Fort Custer Trng Center	Army Guard	Augusta	121	679,980	0	0	0	0	7,788	7,788	289.7
Detroit Arsenal	Army Active	Warren	85	2,053,957	0	0	2	1,054	310	327	995.8
Dr Mary E Walker Mem USARC	Army Reserve	Grand Rapids	2	72,040	0	0	0	0	16	16	24.3
NG Grayling Airfield	Army Guard	Grayling	25	115,513	0	0	0	0	793	833	127.6
NOSC Battle Creek	Marine Corps Reserve	Battle Creek	6	58,739	0	0	0	0	41	173	19.9
Saginaw USARC	Army Reserve	Saginaw	2	37,629	0	0	0	0	13	13	13.0
Selfridge ANGB	Air Force Guard	Mount Clemens	248	2,365,458	0	0	0	0	3,079	3,593	1,486.7
US Army Garrison Selfridge	Army Active	Harrison Township	9	85,120	0	0	0	0	103	103	32.2
W K Kellogg Airport	Air Force Guard	Battle Creek	30	341,461	0	0	0	0	0	140	160.4
W.K. KELLOGG SOUTH RAMP	Air Force Guard	Battle Creek	0	0	0	0	0	0	0	16	19.6
* OTHER SITE(S) : 29			31	427,032	10	373,939	0	0	144	182	277.2
Michigan Total:			666	6,891,249	10	373,939	3	1,174	12,312	14,042	3,746.4
Minnesota											
Arden Hills USARC	Army Reserve	St. Paul	6	180,491	0	0	0	0	54	54	59.4
Duluth IAP	Air Force Guard	Duluth	25	340,835	0	0	0	0	1	253	179.0
Duluth International ARFF Site 2	Air Force Guard	Duluth	1	25,925	0	0	0	0	0	16	11.3
Fort Snelling USARC/AMSA	Army Reserve	Fort Snelling	8	270,098	0	0	0	0	0	53	91.5
Minneapolis-St Paul	Air Force Reserve	Minneapolis	88	1,124,662	0	0	0	0	215	246	460.3
NG Arden Hills Army TS	Army Guard	St. Paul	29	284,419	0	0	1	11,970	1,496	1,496	111.7
NOSC Minneapolis	Navy Reserve	Minneapolis	1	96,253	0	0	0	0	12	12	29.2
NOSC Saint Paul	Navy Reserve	Minneapolis	4	69,174	0	0	0	0	10	10	19.7
Twin Cities AAP	Army Active	St. Paul	67	118,888	0	0	0	0	212	214	99.1
* OTHER SITE(S) : 22			42	312,114	0	0	0	0	76	293	105.6

* US Locations that do not meet criteria of at least ten (10) Acres AND at least \$10M PRV. US Territories and Non-US Locations that do not meet criteria of at least ten (10) Acres OR at least \$10M PRV.

DEPARTMENT OF DEFENSE
Base Structure Report - As of 30 Sept 2016

SITE	COMPONENT	NAME NEAREST CITY	BUILDINGS						ACRES OWNED	TOTAL ACRES	PRV (\$M)
			OWNED		LEASED		OTHER				
			COUNT	SQFT	COUNT	SQFT	COUNT	SQFT			
Minnesota Total:			271	2,822,859	0	0	1	11,970	2,076	2,648	1,166.8
Mississippi											
255th Air Control Squadron	Air Force Guard	Gulfport	5	44,751	0	0	0	0	0	11	11.9
ADR Site	Air Force Guard	Gulfport	9	22,663	0	0	0	0	0	70	15.1
Camp Keller (De Soto)	Navy Active	Biloxi	11	20,532	0	0	0	0	0	2,483	22.2
CBC Gulfport	Navy Active	Gulfport	179	4,500,288	0	0	256	837,614	1,094	1,098	1,219.9
CBC Gulfport Lakeside Housing	Navy Active	Pascagoula	7	193,860	0	0	0	0	33	33	52.3
Columbus AFB	Air Force Active	Columbus	182	1,649,312	0	0	0	0	4,411	4,919	936.4
Columbus Auxiliary Airfield	Air Force Active	Shuqualak	5	8,480	0	0	0	0	895	1,061	33.7
CTA Camp McCain	Army Guard	Grenada	100	406,761	0	0	0	0	12,313	12,313	181.6
Gulfport-Biloxi Regional Airport (ANG)	Air Force Guard	Gulfport	55	517,029	0	0	0	0	10	144	145.5
Jackson IAP, Thompson Field	Air Force Guard	Flowood	29	535,466	0	0	0	0	0	140	174.8
JACKSON IAP, THOMPSON FIELD SITE # 2	Air Force Guard		2	9,713	0	0	0	0	0	182	19.9
Jackson MD	Army Reserve	Jackson	4	68,735	0	0	0	0	12	50	16.6
Keesler AFB	Air Force Active	Biloxi	220	6,660,305	0	0	2	4,870	1,597	1,670	2,032.4
Key Field	Air Force Guard	Meridian	35	398,385	0	0	0	0	0	124	157.4
MTA Camp Shelby	Army Guard	Hattiesburg	6	5,884	0	0	1,062	3,965,345	7,530	136,215	1,405.9
NAS Meridian	Navy Active	Meridian	142	1,612,836	0	0	178	341,198	8,061	8,065	779.9
OLF Bravo	Navy Active	Preston	7	13,363	0	0	0	0	1,255	1,463	50.8
* OTHER SITE(S) : 94			96	888,161	50	120,841	92	1,206,285	4,291	6,849	624.8
Mississippi Total:			1,094	17,556,523	50	120,841	1,590	6,355,312	41,502	176,891	7,881.0
Missouri											
Belton USARC/AMSA	Army Reserve	Belton	3	10,105	0	0	1	48,296	11	11	18.0
Fort Leonard Wood	Army Active	Fort Leonard Wood	1,245	11,742,983	0	0	1,171	4,505,785	61,034	67,437	6,055.4
Fort Leonard Wood Range	Air Force Guard	Laquey	2	6,449	0	0	1	7,500	0	305	15.9
Jefferson Barracks ANG5	Air Force Guard	Jefferson Barracks	4	941	31	390,526	0	0	0	135	135.6
Lake City AAP	Army Active	Independence	343	2,975,518	0	0	4	712	3,935	3,950	1,527.8
Lake Of The Ozarks Recreation	Army Active	Linn Creek	18	17,439	0	0	0	0	0	359	27.5
Lambert-St Louis	Air Force Guard	St. Louis	19	107,965	0	0	0	0	25	48	41.2
MCSPTACT Kansas City E Bales	Marine Corps Reserve	Belton	8	89,041	0	0	0	0	24	24	24.1

* US Locations that do not meet criteria of at least ten (10) Acres AND at least \$10M PRV. US Territories and Non-US Locations that do not meet criteria of at least ten (10) Acres OR at least \$10M PRV.

DEPARTMENT OF DEFENSE
Base Structure Report - As of 30 Sept 2016

SITE	COMPONENT	NAME NEAREST CITY	BUILDINGS						ACRES OWNED	TOTAL ACRES	PRV (\$M)
			OWNED		LEASED		OTHER				
			COUNT	SQFT	COUNT	SQFT	COUNT	SQFT			
MCSPTACT Kansas City PPV Housing	Marine Corps Reserve	Belton	0	0	0	0	239	676,340	0	65	125.7
MTA Camp Crowder Neosho	Army Guard	Neosho	51	180,090	0	0	0	0	4,358	4,358	85.4
New Fire House Site #7	Air Force Guard	St. Joseph	1	24,459	0	0	1	6,000	0	41	10.5
NG MTA Camp Clark Nevada	Army Guard	Nevada	92	157,006	0	0	6	19,103	620	1,287	100.8
NG Springfield AVCRAD	Army Guard	Springfield	0	0	0	0	6	138,760	0	107	66.8
NGA Arnold Site	Air Force Active	Arnold	3	253,249	0	0	0	0	34	36	63.1
NOSC Kansas City	Navy Reserve	Kansas City	0	0	2	51,948	0	0	0	10	13.5
Rosecrans MAP (139AG)	Air Force Guard	St. Joseph	40	330,355	0	0	0	0	53	90	136.2
Springfield MD/AMSA	Army Reserve	Springfield	4	81,899	0	0	0	0	18	18	23.4
St Charles USARC	Army Reserve	St. Charles	20	207,369	0	0	0	0	1,655	1,663	74.4
St Louis 3/Sverdrup USARC	Army Reserve	St. Louis	4	108,573	0	0	0	0	27	27	31.2
St Louis 4/Ord Plant	Army Reserve	St. Louis	5	19,957	0	0	0	0	17	17	18.9
St Louis AFS	Air Force Active	St. Louis	15	740,037	0	0	0	0	25	25	141.3
Whiteman AFB	Air Force Active	Whiteman AFB	334	3,950,374	0	0	0	0	4,948	5,566	2,846.0
* OTHER SITE(S) : 39			59	638,409	13	392,775	0	0	2,311	2,660	344.2
Missouri Total:			2,270	21,642,218	46	835,249	1,429	5,402,496	79,096	88,240	11,927.0
Montana											
Butte USARC (MD)	Army Reserve	Butte	3	21,011	0	0	0	0	10	10	11.1
Great Falls IAP	Air Force Guard	Great Falls	37	407,338	0	0	0	0	0	139	162.1
Malmstrom AF Missile Site F9	Air Force Active	Choteau	1	435	0	0	0	0	2	116	10.1
Malmstrom AF Missile Site P0	Air Force Active	Conrad	4	12,442	0	0	0	0	14	150	10.9
Malmstrom AF Missile Site Q0	Air Force Active	Shelby	4	12,442	0	0	0	0	15	137	13.1
Malmstrom AF Missile Site R0	Air Force Active	Brady	4	12,442	0	0	0	0	14	139	10.8
Malmstrom AF Missile Site R21	Air Force Active	Conrad	1	937	0	0	0	0	6	109	11.0
Malmstrom AF Missile Site S0	Air Force Active	Brady	4	12,442	0	0	0	0	14	178	10.6
Malmstrom AF Missile Site T0	Air Force Active	Valier	4	12,442	0	0	0	0	16	156	11.6
Malmstrom AFB	Air Force Active	Malmstrom AFB	224	2,975,757	0	0	0	0	3,189	3,628	1,633.7
MTA Fort Wm Henry Harrison	Army Guard	Helena	113	748,715	0	0	2	13,338	2,942	3,002	267.0
NG Fort Missoula - FMS 02	Army Guard	Missoula	11	70,728	0	0	0	0	17	28	20.6
NG Helena Aviation RC- AASF	Army Guard	Helena	13	225,719	0	0	0	0	60	120	80.3
NG MTA Limestone Hills	Army Guard	Townsend	5	8,128	0	0	3	2,024	0	19,826	41.4
* OTHER SITE(S) : 234			252	320,997	1	18,439	2	16,205	671	33,940	1,857.6

* US Locations that do not meet criteria of at least ten (10) Acres AND at least \$10M PRV. US Territories and Non-US Locations that do not meet criteria of at least ten (10) Acres OR at least \$10M PRV.

DEPARTMENT OF DEFENSE
Base Structure Report - As of 30 Sept 2016

SITE	COMPONENT	NAME NEAREST CITY	BUILDINGS						ACRES OWNED	TOTAL ACRES	PRV (\$M)
			OWNED		LEASED		OTHER				
			COUNT	SQFT	COUNT	SQFT	COUNT	SQFT			
Montana Total:			680	4,841,975	1	18,439	7	31,567	6,969	61,679	4,152.0
Nebraska											
Camp Ashland	Army Guard	Ashland	53	206,352	0	0	0	0	981	981	83.1
Cornhusker AAP	Army Active	Grand Island	15	16,282	1	2,400	0	0	372	372	82.2
Lincoln MAP	Air Force Guard	Overbrook	27	356,165	0	0	0	0	97	114	137.2
Lincoln USARC	Army Reserve	Lincoln	3	55,732	0	0	0	0	10	10	16.2
NG Greenlief TS/UTES	Army Guard	Hastings	131	347,593	0	0	0	0	3,222	3,247	175.3
NG Lincoln AASF/Readiness Center	Army Guard	Lincoln	10	335,772	0	0	0	0	65	65	103.9
NG Mead TS/FMS 06/UTES	Army Guard	Mead	30	193,288	0	0	0	0	1,197	1,197	71.7
Offutt AFB	Air Force Active	Offutt AFB	204	5,765,047	0	0	0	0	1,908	1,923	2,076.1
Offutt Communications Annex 2 Globecom	Air Force Active	Elkhorn	10	136,621	0	0	0	0	372	372	50.5
Offutt FH Annex	Air Force Active	Offutt AFB	24	384,929	0	0	0	0	790	793	224.9
* OTHER SITE(S) : 114			112	263,778	4	48,670	2	3,846	1,379	12,184	754.6
Nebraska Total:			619	8,061,559	5	51,070	2	3,846	10,393	21,257	3,775.6
Nevada											
Creech AFB	Air Force Active	Indian Springs	144	1,051,446	0	0	0	0	253	2,318	819.9
Hawthorne Army Depot	Army Active	Hawthorne	2,497	9,666,300	0	0	0	0	9,580	147,327	5,379.3
NAS Fallon	Navy Active	Fallon	308	2,050,194	0	0	127	203,628	14,385	22,511	1,278.3
NAS Fallon EW Range Fac	Navy Active	Fallon	10	41,071	0	0	1	64	16	1,760	62.5
NAS Fallon Target B-16	Navy Active	Fallon	0	0	0	0	1	480	0	27,306	26.5
NAS Fallon Target B-17	Navy Active	Fallon	3	4,544	0	0	0	0	0	53,000	36.0
NAS Fallon Target B-19	Navy Active	Fallon	6	3,080	0	0	1	2,800	0	29,276	29.5
NAS Fallon Target B-20	Navy Active	Fallon	3	554	0	0	0	0	19,429	41,180	27.2
Nellis AFB	Air Force Active	Las Vegas	625	6,371,471	0	0	1	111,253	5,214	14,160	4,402.1
Nellis Air Force Range	Air Force Active	Indian Springs	63	136,263	0	0	0	0	433	3,092,317	281.6
Nellis Small Arms Range Annex	Air Force Active	Las Vegas	0	0	0	0	0	0	0	10,623	10.6
Nellis Water System Annex	Air Force Active	North Las Vegas	2	19,347	0	0	0	0	104	107	19.0
Reno Tahoe IAP	Air Force Guard	Reno	30	387,141	0	0	0	0	0	60	179.3
Tonopah AFS	Air Force Active	Tonopah	17	38,431	0	0	0	0	4	47	16.2
Tonopah Auxiliary Airfield Annex	Air Force Active	Tonopah	148	1,651,480	0	0	0	0	0	2,157	1,162.0
Tonopah Auxiliary Airfield Annex 2	Air Force Active	Tonopah	93	782,042	0	0	0	0	0	109	225.1

* US Locations that do not meet criteria of at least ten (10) Acres AND at least \$10M PRV. US Territories and Non-US Locations that do not meet criteria of at least ten (10) Acres OR at least \$10M PRV.

DEPARTMENT OF DEFENSE
Base Structure Report - As of 30 Sept 2016

SITE	COMPONENT	NAME NEAREST CITY	BUILDINGS						ACRES OWNED	TOTAL ACRES	PRV (\$M)
			OWNED		LEASED		OTHER				
			COUNT	SQFT	COUNT	SQFT	COUNT	SQFT			
* OTHER SITE(S) : 41			46	368,491	4	39,132	1	840	10,697	97,705	196.8
Nevada Total:			3,995	22,571,855	4	39,132	132	319,065	60,116	3,541,963	14,151.8
<u>New Hampshire</u>											
MD Londonderry	Army Reserve	Londonderry	4	137,329	0	0	0	0	48	82	44.5
New Boston AS	Air Force Active	New Boston	26	122,974	0	0	1	5,269	2,826	2,873	85.2
Newington Defense Fuel Support Point	Air Force Active	Newington	3	3,680	0	0	0	0	10	15	46.3
Pease ANGB	Air Force Guard	Portsmouth	48	546,185	0	0	2	834	216	216	277.6
Somersworth USARC	Army Reserve	Somersworth	3	56,045	0	0	0	0	15	15	18.1
* OTHER SITE(S) : 5			11	107,100	0	0	0	0	22	23	31.1
New Hampshire Total:			95	973,313	0	0	3	6,103	3,136	3,223	502.9
<u>New Jersey</u>											
AEGIS Moorestown	Navy Active	Moorestown	3	146,943	0	0	0	0	0	14	54.6
Air Mobility Warfare Center	Air Force Active	Fort Dix	13	273,206	0	0	0	0	27	27	100.7
Atlantic City IAP	Air Force Guard	Egg Harbor Township	41	423,098	0	0	3	19,680	296	307	214.6
Fort Dix	Air Force Active	Fort Dix	702	5,895,822	0	0	1	5,426	30,720	30,720	3,763.1
Fort Monmouth Main Post	Army Active	Red Bank	315	2,713,459	0	0	1	5,100	869	879	1,006.7
GLOUCESTER TOWNSHIP AFRC	Army Reserve	Blackwood	2	54,508	0	0	0	0	12	12	20.9
McGuire AFB	Air Force Active	McGuire AFB	247	5,195,790	0	0	0	0	3,563	3,620	2,594.7
NAWCADLKE Non-NIF Lakehurst	Air Force Active	Lakehurst	200	3,110,691	0	0	1	4,733	7,405	7,405	1,799.0
NWS Earle	Navy Active	Colts Neck	356	1,634,624	0	0	88	359,779	11,146	11,146	954.8
Picatinny Arsenal	Army Active	Dover	524	3,348,200	0	0	78	233,613	6,365	7,005	1,863.7
Warren Grove Range	Air Force Guard	Warren Grove	5	9,030	0	0	0	0	9,416	9,416	14.4
Waterfront Earle	Navy Active	Colts Neck	38	242,709	0	0	0	0	705	705	471.9
* OTHER SITE(S) : 19			62	546,844	1	40,653	2	3,687	156	412	1,051.8
New Jersey Total:			2,508	23,594,924	1	40,653	174	632,018	70,680	71,667	13,910.8
<u>New Mexico</u>											
Boles Wells Water System Annex	Air Force Active	Holloman AFB	3	6,431	0	0	0	0	2,694	6,983	24.1
Bonito Lake Water System Annex	Air Force Active	Holloman AFB	5	1,529	0	0	0	0	0	153	27.6
Cannon AFB	Air Force Active	Cannon AFB	240	3,285,478	0	0	0	0	3,460	4,213	1,833.9
Cannon AFB Site 2	Air Force Active	Cannon AFB	4	29,471	0	0	0	0	309	309	36.3

* US Locations that do not meet criteria of at least ten (10) Acres AND at least \$10M PRV. US Territories and Non-US Locations that do not meet criteria of at least ten (10) Acres OR at least \$10M PRV.

DEPARTMENT OF DEFENSE
Base Structure Report - As of 30 Sept 2016

SITE	COMPONENT	NAME NEAREST CITY	BUILDINGS						ACRES OWNED	TOTAL ACRES	PRV (\$M)
			OWNED		LEASED		OTHER				
			COUNT	SQFT	COUNT	SQFT	COUNT	SQFT			
Fort Wingate Depot Activity	Army Active	Fort Wingate	798	1,853,485	0	0	0	0	0	17,031	692.3
Holloman AFB	Air Force Active	Holloman AFB	476	5,756,737	0	0	21	581,640	8,601	51,813	4,033.5
Holloman Site #3	Air Force Active	Chaparral	0	0	0	0	0	0	5,339	5,339	15.0
Kirtland AFB	Air Force Active	Kirtland AFB	761	7,737,145	0	0	0	0	25,473	43,842	4,498.2
Melrose Air Force Range	Air Force Active	Floyd	16	29,083	0	0	0	0	58,524	79,973	74.8
White Sands	Navy Active	White Sands Msl Rge	44	227,424	0	0	0	0	85	85	75.6
White Sands Missile Range	Army Active	Las Cruces	1,100	4,516,671	0	0	480	929,326	1,041,752	3,542,862	3,899.1
* OTHER SITE(S) : 42			719	1,873,224	2	22,042	14	7,256	1,881	18,312	2,011.1
New Mexico Total:			4,166	25,316,678	2	22,042	515	1,518,222	1,148,118	3,770,915	17,221.4
<u>New York</u>											
4th MARDIV Brooklyn	Marine Corps Reserve	New York City	5	106,288	0	0	0	0	72	73	47.5
4th MAW PPV Housing	Marine Corps Reserve	New Windsor	0	0	0	0	219	349,647	70	70	86.8
Air Force Plant 59	Air Force Active	Johnson City	4	637,238	0	0	0	0	29	32	181.4
Binghamton USARC	Army Reserve	Nichols	3	44,233	0	0	0	0	16	16	19.3
Chili ARC	Army Reserve	Rochester	2	44,281	0	0	0	0	17	17	15.8
Fort Drum	Army Active	Evans Mills	1,250	14,841,418	1	10,672	1,768	8,173,290	124,764	124,765	6,952.7
Fort Hamilton	Army Active	New York City	49	929,380	0	0	29	490,387	417	427	547.8
Francis S. Gabreski Airport	Air Force Guard	Westhampton Beach	26	354,231	0	0	0	0	0	80	153.5
Hancock Field	Air Force Guard	Syracuse	48	595,645	0	0	0	0	270	322	340.6
Housing Ballston	Navy Active	Saratoga Springs	0	0	0	0	60	156,565	31	31	28.0
MCRC Syracuse	Marine Corps Reserve	Syracuse	8	30,121	0	0	0	0	263	263	46.6
Naval Support Unit Saratoga Springs	Navy Active	Saratoga Springs	8	57,239	0	0	21	147,125	39	61	49.2
NAVSUBASE New London Mitchel Field	Navy Active	Hempstead	4	68,728	0	0	93	365,213	45	45	90.7
NAVSUBASE New London Mitchel Manor 1	Navy Active	Hempstead	0	0	0	0	15	221,845	30	30	44.0
NAVSUBASE New London Mitchel Manor 2	Navy Active	East Meadow	0	0	0	0	9	143,094	37	37	36.9
Neads Unit, Rome	Air Force Guard	Griffiss AFB	6	63,185	0	0	0	0	43	43	29.4
NG Youngstown TS	Army Guard	Ransomville	53	74,456	0	0	0	0	332	332	42.0
Niagara Falls	Air Force Reserve	Niagara Falls	93	1,049,542	0	0	0	0	548	986	516.4

* US Locations that do not meet criteria of at least ten (10) Acres AND at least \$10M PRV. US Territories and Non-US Locations that do not meet criteria of at least ten (10) Acres OR at least \$10M PRV.

DEPARTMENT OF DEFENSE
Base Structure Report - As of 30 Sept 2016

SITE	COMPONENT	NAME NEAREST CITY	BUILDINGS						ACRES OWNED	TOTAL ACRES	PRV (\$M)
			OWNED		LEASED		OTHER				
			COUNT	SQFT	COUNT	SQFT	COUNT	SQFT			
Niagara Falls MD	Army Reserve	Niagara Falls	14	179,803	0	0	0	0	20	20	50.5
NOSC Rochester	Navy Reserve	Rochester	2	53,138	1	1,095	0	0	10	10	17.0
NUWC Fishers Island	Navy Active	Fishers Island	9	22,754	0	0	0	0	72	72	12.3
Orangeburg USARC	Army Reserve	Orangeburg	7	46,334	0	0	0	0	20	20	20.1
Plattsburg AFB	Air Force Active	Plattsburgh	49	426,247	0	0	0	0	3,694	3,694	109.6
Rome Laboratory	Air Force Active	Rome	8	1,269,664	0	0	0	0	94	98	453.6
Saugerties USARC	Army Reserve	Saugerties	3	47,476	0	0	0	0	15	15	16.2
Schenectady MAP (ANG)	Air Force Guard	Scotia	35	414,204	0	0	0	0	0	129	180.5
SSG Frederick J. III Jr. USARC	Army Reserve	Bullville	7	41,882	0	0	0	0	153	306	13.7
Staten Island USARC	Army Reserve	New York City	5	125,715	0	0	0	0	14	14	51.3
Stewart IAP	Air Force Guard	Newburgh	44	846,406	0	0	1	33	0	308	483.7
Verona Defense Fuel Support Point	Air Force Active	Verona	6	6,722	0	0	0	0	35	35	37.6
Verona Test Annex	Air Force Active	Vernon	19	62,139	0	0	0	0	494	495	32.1
Watervliet Arsenal	Army Active	Troy	71	2,166,233	0	0	0	0	110	110	708.4
West Point Mil Reservation	Army Active	West Point	487	7,769,938	1	19,054	513	2,791,189	16,346	16,347	4,187.6
* OTHER SITE(S) : 71			156	2,339,754	15	162,853	0	0	3,000	3,175	1,009.1
New York Total:			2,481	34,714,394	18	193,674	2,728	12,838,388	151,096	152,474	16,612.1
North Carolina											
81st RSC - Cary USARC	Army Reserve	Cary	4	67,979	0	0	0	0	0	19	15.8
ALF Bogue	Marine Corps Active	Bogue	38	68,580	0	0	0	0	837	887	52.5
Camp Dawson	Army Active	Charleston	8	103,206	0	0	0	0	504	512	27.6
Camp Mackall	Army Active	Hoffman	60	391,544	0	0	0	0	7,793	7,793	175.2
Charlotte USARC	Army Reserve	Charlotte	10	85,225	0	0	0	0	11	11	20.8
Charlotte/Douglas IAP	Air Force Guard	Charlotte	33	396,730	0	0	1	20,298	0	110	129.7
Dare County Range	Air Force Active	Stumpy Point	15	14,016	0	0	0	0	46,595	46,604	19.9
Fort Bragg	Army Active	Fort Bragg	2,237	32,337,702	0	0	3,512	13,569,958	152,056	152,085	20,379.8
Fort Fisher Recreation Site	Air Force Active	Kure Beach	55	130,160	0	0	0	0	40	40	28.7
Greater Sandy Run Area Site	Marine Corps Active	Camp Lejeune	33	61,778	0	0	0	0	41,174	45,451	222.8
Harvey Point NC	Washington Headquarters Services	Hertford	21	40,593	0	0	0	0	1,675	1,791	45.4
Knightdale USARC	Army Reserve	Knightdale	3	95,678	0	0	0	0	19	21	23.2

* US Locations that do not meet criteria of at least ten (10) Acres AND at least \$10M PRV. US Territories and Non-US Locations that do not meet criteria of at least ten (10) Acres OR at least \$10M PRV.

DEPARTMENT OF DEFENSE
Base Structure Report - As of 30 Sept 2016

SITE	COMPONENT	NAME NEAREST CITY	BUILDINGS						ACRES OWNED	TOTAL ACRES	PRV (\$M)
			OWNED		LEASED		OTHER				
			COUNT	SQFT	COUNT	SQFT	COUNT	SQFT			
MCAS Cherry Point	Marine Corps Active	Cherry Point	502	8,449,785	0	0	854	2,654,415	13,138	15,791	4,128.2
MCB Camp Lejeune	Marine Corps Active	Camp Lejeune	1,460	19,033,089	7	16,477	1,777	4,572,540	55,286	57,319	7,921.4
MCB Camp Lejeune Midway Park	Marine Corps Active	Camp Lejeune	22	104,471	0	0	374	1,612,686	346	346	306.2
MCB Camp Lejeune North Site	Marine Corps Active	Camp Lejeune	212	1,945,049	0	0	825	4,328,002	2,839	2,843	1,297.1
MCB Camp Lejeune Oak Grove	Marine Corps Active	Pollockville	2	4,873	0	0	0	0	976	976	31.7
MCB Camp Lejeune West Site	Marine Corps Active	Camp Lejeune	705	6,592,334	0	0	367	603,356	26,966	27,119	2,434.8
Military Ocean Tml Sunny Point	Army Active	Southport	79	249,069	0	0	0	0	10,553	16,291	719.6
Morehead City USARC/AMSA	Army Reserve	Morehead City	5	38,826	0	0	0	0	24	24	13.9
NOSC Greensboro NC	Navy Reserve	Greensboro	5	79,479	0	0	0	0	10	10	18.6
OLF Atlantic	Marine Corps Active	Bogue	8	19,691	0	0	0	0	1,479	1,483	74.7
Point Of Marsh Target	Marine Corps Active	Atlantic	7	21,653	0	0	0	0	12,468	12,468	20.0
Seymour Johnson AFB	Air Force Active	Seymour Johnson AFB	319	3,127,553	0	0	0	0	3,243	4,129	1,260.3
Stanly County Airport	Air Force Guard	New London	38	143,884	0	0	1	240	0	114	60.1
* OTHER SITE(S) : 72			97	708,607	5	9,638	1	216	1,520	7,604	182.5
North Carolina Total:			5,978	74,311,554	12	26,115	7,712	27,361,711	379,553	401,843	39,610.6
North Dakota											
Cavalier AS	Air Force Active	Mountain	18	378,342	0	0	1	384	278	295	165.1
Defense Fuel Support Point	Air Force Active	Grand Forks	4	7,129	0	0	0	0	11	28	73.3
Grand Forks AFB	Air Force Active	Grand Forks AFB	169	2,720,144	0	0	1	7,580	4,830	5,420	1,490.6
Hector IAP	Air Force Guard	Fargo	0	0	1	2,830	37	459,983	0	255	201.5
Minot AFB	Air Force Active	Minot AFB	285	3,935,973	0	0	0	0	4,965	5,616	1,942.6
NG Grand Forks Armory	Army Guard	Grand Forks	1	90,659	0	0	0	0	0	11	25.5
* OTHER SITE(S) : 181			386	424,530	1	18,344	0	0	2,563	20,291	1,349.0
North Dakota Total:			863	7,556,777	2	21,174	39	467,947	12,647	31,917	5,247.6
Ohio											
Blue Ash ANG5	Air Force Guard	Blue Ash	15	51,903	0	0	0	0	0	12	19.2
Bratenahl	Navy Active	Cleveland	11	77,147	0	0	0	0	27	31	26.9

* US Locations that do not meet criteria of at least ten (10) Acres AND at least \$10M PRV. US Territories and Non-US Locations that do not meet criteria of at least ten (10) Acres OR at least \$10M PRV.

DEPARTMENT OF DEFENSE
Base Structure Report - As of 30 Sept 2016

SITE	COMPONENT	NAME NEAREST CITY	BUILDINGS						ACRES OWNED	TOTAL ACRES	PRV (\$M)
			OWNED		LEASED		OTHER				
			COUNT	SQFT	COUNT	SQFT	COUNT	SQFT			
Camp Perry (ANG)	Air Force Guard	Port Clinton	14	79,957	1	12,545	0	0	0	59	41.6
Cooney USARC/AMSA 165 S-S	Army Reserve	Milan	3	19,700	0	0	0	0	10	10	15.2
Defense Supply Center Columbus	Army Active	Columbus	67	3,855,388	0	0	0	0	532	532	1,387.5
Kings Mills Memorial USARC	Army Reserve	Maineville	5	97,383	0	0	0	0	16	19	25.0
Mansfield Lahm MAP	Air Force Guard	Mansfield	27	290,638	0	0	0	0	0	287	223.2
MCRC Brook Park	Marine Corps Reserve	Brook Park	5	63,486	0	0	0	0	11	11	16.2
NG Camp Sherman TS	Army Guard	Chillicothe	11	69,377	0	0	0	0	462	465	27.2
NG Defense Supply Center Columbus ARNG Support Center	Army Guard	Columbus	4	218,217	0	0	0	0	40	40	64.7
NG McConnellsville TS	Army Guard	McConnellsville	11	177,113	0	0	0	0	444	444	52.9
NG Rickenbacker (MTA)	Army Guard	Columbus	27	328,647	0	0	0	0	124	124	135.4
NG Toledo	Army Guard	Toledo	1	32,678	0	0	0	0	10	10	10.2
NOSC Columbus	Navy Reserve	Columbus	8	136,503	0	0	0	0	24	42	32.2
NOSC Toledo	Navy Reserve	Toledo	3	53,341	0	0	0	0	14	14	16.2
PFC Devin J. Grella USARC/AMSA 3	Army Reserve	North Canton	3	51,366	0	0	0	0	20	20	16.2
Ravenna Training and Log Site	Army Guard	Newton Falls	921	3,483,388	0	0	0	0	21,419	21,427	1,353.4
Rickenbacker IAP (ANG)	Air Force Guard	Columbus	20	472,748	0	0	0	0	163	169	225.4
Rickenbacker USARC	Army Reserve	Columbus	1	114,072	0	0	0	0	24	28	30.4
Springfield Beckley MAP	Air Force Guard	Springfield	38	399,691	0	0	0	0	0	180	155.9
T.H. Morrow USARC/AMSA 59 S-S	Army Reserve	Cincinnati	3	37,372	0	0	0	0	14	14	10.7
Taylor Station Road USARC	Army Reserve	Blacklick	3	79,980	0	0	0	0	10	10	20.1
Toledo Area USAR	Army Reserve	Monclova	2	71,563	0	0	0	0	0	25	21.8
Toledo/Exp Airport	Air Force Guard	Swanton	45	374,645	0	0	0	0	0	135	142.7
Trenton USARC	Army Reserve	Trenton	3	45,261	0	0	0	0	20	20	13.9
Twinsburg USARC/AMSA	Army Reserve	Twinsburg	2	113,167	0	0	0	0	24	24	34.3
US Army Joint Sys Mfg Ctr Lima	Army Active	Lima	43	1,620,917	0	0	0	0	369	377	435.8
Wright-Patt Site 2	Air Force Active	Wright-Patterson AFB	216	9,052,246	0	0	0	0	2,368	2,368	3,899.6
Wright-Patterson AFB	Air Force Active	Wright-Patterson AFB	407	7,623,884	0	0	0	0	5,310	5,819	3,699.6
Youngstown Joint ARS	Air Force Reserve	Vienna	77	792,198	0	0	1	78	230	659	300.4
Zanesville ANGS	Air Force Guard	Unknown	5	33,398	0	0	0	0	0	13	12.2
* OTHER SITE(S) : 45			45	675,865	11	159,052	0	0	223	2,009	363.7

* US Locations that do not meet criteria of at least ten (10) Acres AND at least \$10M PRV. US Territories and Non-US Locations that do not meet criteria of at least ten (10) Acres OR at least \$10M PRV.

DEPARTMENT OF DEFENSE
Base Structure Report - As of 30 Sept 2016

SITE	COMPONENT	NAME NEAREST CITY	BUILDINGS						ACRES OWNED	TOTAL ACRES	PRV (\$M)
			OWNED		LEASED		OTHER				
			COUNT	SQFT	COUNT	SQFT	COUNT	SQFT			
Ohio Total:			2,046	30,593,239	12	171,597	1	78	31,909	35,397	12,829.7
Oklahoma											
Altus AFB	Air Force Active	Jackson	160	2,539,483	0	0	0	0	2,424	6,830	1,273.9
Camp Gruber	Army Guard	Braggs	171	467,206	0	0	0	0	33,027	33,027	270.1
Fort Sill	Army Active	Fort Sill	875	12,924,411	37	420,325	802	2,797,466	42,829	93,829	5,046.2
Kegelman Air Force Auxiliary Field	Air Force Active	Jet	7	11,093	0	0	0	0	1,066	1,284	41.0
McAlester AAP	Army Active	McAlester	2,169	9,661,914	0	0	0	0	44,943	44,947	3,607.1
Tinker Aerospace Complex	Air Force Active	Oklahoma City	12	3,960,827	0	0	1	1	414	414	1,125.3
Tinker AFB	Air Force Active	Oklahoma City	404	14,489,540	0	0	0	0	3,945	4,858	4,686.7
TINKER AFB SITE #3	Air Force Active	Oklahoma City	8	144,297	0	0	0	0	26	26	55.8
Tinker Support Annex	Air Force Active	Oklahoma City	22	154,644	0	0	0	0	89	133	64.7
Tulsa IAP	Air Force Guard	Tulsa	46	390,652	0	0	0	0	0	145	130.6
Vance AFB	Air Force Active	Enid	128	1,487,949	0	0	0	0	2,123	3,739	768.6
Will Rogers World Airport	Air Force Guard	Oklahoma City	37	362,591	0	0	1	128	0	135	138.9
* OTHER SITE(S) : 43			39	317,935	18	67,459	0	0	1,175	1,204	118.2
Oklahoma Total:			4,078	46,912,541	55	487,784	804	2,797,595	132,061	190,569	17,327.0
Oregon											
Klamath Falls Airport-Kingsley Field (ANG)	Air Force Guard	Kingsley Field	31	270,820	0	0	0	0	34	1,022	168.7
Naval Weapons Systems Training Facility Boardman	Navy Active	Boardman	3	6,169	0	0	0	0	19,223	62,871	47.6
NG Bend Cotef	Army Guard	Bend	1	73,694	0	0	0	0	0	160	31.7
NG Biak Training Center	Army Guard	Powell Butte	3	33,580	0	0	11	29,116	0	150	37.3
NG Camp Adair Corvallis	Army Guard	Corvallis	10	17,438	0	0	0	0	527	527	20.4
NOSC Portland	Navy Active	Portland	9	77,611	0	0	0	0	14	14	27.4
Portland IAP	Air Force Guard	Portland	61	717,201	0	0	0	0	0	222	355.6
Umatilla Chem Depot	Army Active	Hermiston	1,222	3,514,074	0	0	0	0	16,731	19,404	1,613.7
* OTHER SITE(S) : 20			39	278,693	1	23,663	1	9,470	18	11,694	111.5
Oregon Total:			1,379	4,989,280	1	23,663	12	38,586	36,547	96,064	2,413.8
Pennsylvania											
Bristol Veterans Mem USARC	Army Reserve	Bristol	4	100,050	0	0	0	0	16	16	31.0
Carlisle Barracks	Army Active	Carlisle	96	1,116,495	0	0	134	692,609	451	451	740.5

* US Locations that do not meet criteria of at least ten (10) Acres AND at least \$10M PRV. US Territories and Non-US Locations that do not meet criteria of at least ten (10) Acres OR at least \$10M PRV.

DEPARTMENT OF DEFENSE
Base Structure Report - As of 30 Sept 2016

SITE	COMPONENT	NAME NEAREST CITY	BUILDINGS						ACRES OWNED	TOTAL ACRES	PRV (\$M)
			OWNED		LEASED		OTHER				
			COUNT	SQFT	COUNT	SQFT	COUNT	SQFT			
Chap L J Sabalis Mem USARC	Army Reserve	Wilkes Barre	5	91,055	0	0	0	0	20	20	28.9
Charles E Kelly Support Facility	Army Active	Oakdale	26	139,115	0	0	0	0	117	119	42.5
Defense Distrib Depot Susq	Army Active	New Cumberland	136	7,437,266	0	0	1	18	848	856	1,206.9
Edgemont USARC / AMSA	Army Reserve	Edgemont	10	149,026	0	0	0	0	43	44	56.6
Erie County USARC	Army Reserve	Fairview	3	43,378	0	0	0	0	15	15	23.6
Fort Indiantown Gap	Army Guard	Annville	639	3,663,907	0	0	9	37,995	17,203	17,203	1,456.9
Fort Indiantown Gap AGS	Air Force Guard	Annville	26	159,951	0	0	1	6,881	0	62	50.5
Fort Indiantown Gap AGS Area 15	Air Force Guard	Annville	5	13,890	0	0	2	1,692	0	69	11.1
Fort Indiantown Gap AGS Area 2	Air Force Guard	Annville	19	62,396	0	0	0	0	0	53	22.5
Greencastle USARC / AMSA	Army Reserve	Greencastle	6	39,536	0	0	0	0	27	31	13.8
Harrisburg IAP (ANG)	Air Force Guard	Middletown	39	330,261	1	15,077	0	0	0	42	112.3
Johnstown Aviation Support Fac	Army Reserve	Johnstown	20	373,940	0	0	0	0	0	114	163.2
Johnstown Cambria County Airport	Air Force Guard	Johnstown	1	22,039	0	0	0	0	0	10	11.6
Letterkenny Army Depot	Army Active	Chambersburg	1,336	5,324,795	20	1,359,567	1	3,740	18,232	18,286	2,239.7
Lewisburg MD	Army Reserve	Danville	5	84,487	0	0	0	0	19	19	28.8
NAS JRB Willow Grove	Navy Active	Willow Grove	94	983,812	0	0	0	0	790	873	498.3
North Penn USARC	Army Reserve	Norristown	3	52,434	0	0	0	0	20	20	18.7
NOSC Mc Lehigh Valley	Navy Reserve	Bethlehem	7	65,212	0	0	0	0	19	19	18.4
NOSC Pittsburgh	Navy Reserve	Pittsburgh	4	66,135	0	0	0	0	13	13	20.4
NSA Mechanicsburg	Navy Active	Mechanicsburg	100	7,781,327	2	1,400	1	38,911	818	819	1,935.5
NSA Mechanicsburg Det Philadelphia	Navy Active	Philadelphia	27	2,226,398	0	0	0	0	134	134	838.2
NSA Mechanicsburg Det Philadelphia Annex PNBC	Navy Active	Philadelphia	48	2,287,158	0	0	0	0	262	262	1,340.1
Pittsburgh IAP (ANG)	Air Force Guard	Coraopolis	37	415,822	0	0	0	0	0	179	200.6
Pittsburgh IAP (ARS)	Air Force Reserve	Coraopolis	62	597,532	0	0	0	0	12	180	244.3
Reading USARC / AMSA 116	Army Reserve	Reading	2	32,533	0	0	0	0	10	11	11.8
Scranton MD	Army Reserve	Scranton	5	130,790	0	0	0	0	26	26	38.0
Scranton AAP	Army Active	Scranton	8	423,192	0	0	1	20	15	15	175.1
State College/Bellefonte USARC	Army Reserve	Bellefonte	2	34,175	0	0	0	0	21	21	11.6
T/SGT Vernon McGarity USARC	Army Reserve	Coraopolis	7	217,169	0	0	0	0	3	28	64.5
Tobyhanna Army Depot	Army Active	Tobyhanna	155	4,554,931	0	0	0	0	1,332	1,337	1,210.4
Willow Grove JRB	Air Force Guard	Horsham	72	875,051	0	0	2	1,644	207	207	351.9
* OTHER SITE(S) : 92			197	1,766,349	15	132,248	0	0	1,013	19,244	632.1

* US Locations that do not meet criteria of at least ten (10) Acres AND at least \$10M PRV. US Territories and Non-US Locations that do not meet criteria of at least ten (10) Acres OR at least \$10M PRV.

DEPARTMENT OF DEFENSE
Base Structure Report - As of 30 Sept 2016

SITE	COMPONENT	NAME NEAREST CITY	BUILDINGS						ACRES OWNED	TOTAL ACRES	PRV (\$M)
			OWNED		LEASED		OTHER				
			COUNT	SQFT	COUNT	SQFT	COUNT	SQFT			
Pennsylvania Total:			3,206	41,661,607	38	1,508,292	152	783,510	41,686	60,798	13,850.4
Rhode Island											
Fort Adams	Navy Active	Newport	20	97,544	0	0	0	0	24	24	28.1
Gould Island	Navy Active	Jamestown	1	28,369	0	0	0	0	13	13	36.2
NG Camp Fogarty TS	Army Guard	East Greenwich	37	351,653	0	0	0	0	374	374	143.5
Ng Coventry	Army Guard	Coventry	14	57,478	0	0	1	100	0	33	20.2
NG N Smithfield	Army Guard	Slatersville	7	22,209	0	0	0	0	27	35	10.6
North Smithfield ANGS	Air Force Guard	Slatersville	8	62,919	0	0	0	0	24	34	26.6
NS Newport	Navy Active	Newport	278	5,594,028	0	0	3	209	1,336	1,338	2,588.1
NS Newport Melville	Navy Active	Portsmouth	37	72,791	0	0	0	0	18	18	101.9
Quonset State Airport	Air Force Guard	North Kingstown	33	430,587	0	0	1	1,762	0	104	210.5
Usar Center Cranston	Army Reserve	Cranston	1	63,773	0	0	0	0	0	20	19.8
* OTHER SITE(S) : 17			562	2,427,139	3	4,716	0	0	277	280	636.5
Rhode Island Total:			998	9,208,490	3	4,716	5	2,071	2,093	2,273	3,822.0
South Carolina											
Charleston AFB	Air Force Active	Charleston	234	3,277,225	0	0	0	0	3,118	3,877	1,657.7
Charleston Defense Fuel Support Point	Air Force Active	Charleston	7	5,223	0	0	0	0	44	56	119.2
Fort Jackson	Army Active	Columbia	901	11,238,886	1	0	378	994,338	51,838	51,900	3,512.0
Hunley Park Military FH	Air Force Active	Charleston	3	12,761	0	0	0	0	271	271	16.4
MCAS Beaufort	Marine Corps Active	Beaufort	300	2,581,712	0	0	107	338,582	5,691	6,336	1,235.6
MCAS Beaufort LB Housing	Marine Corps Active	Laurel Bay	25	245,289	0	0	1,054	1,453,531	950	950	347.2
McEntire Joint NGB	Air Force Guard	Columbia	93	1,010,451	0	0	0	0	2,276	2,421	391.0
MCRD Beaufort Parris Island	Marine Corps Active	Parris Island	314	4,008,888	0	0	198	538,542	8,047	8,080	1,392.6
NAVHOSP Beaufort	Navy Active	Beaufort	23	379,599	0	0	33	90,213	126	127	197.4
North Air Force Auxiliary Field	Air Force Active	North	6	33,035	0	0	0	0	2,279	2,393	79.4
NWS Charleston	Air Force Active	Goose Creek	559	4,766,377	0	0	3	6,732	15,446	16,729	2,354.6
NWS Charleston North Yard	Air Force Active	North Charleston	11	278,808	0	0	0	0	21	21	90.3
NWS Charleston Short Stay	Air Force Active	Moncks Corner	43	58,299	0	0	1	345	0	57	13.3
Poinsett Electronic Combat Range	Air Force Active	Wedgefield	12	17,636	0	0	0	0	12,521	12,521	17.6
Shaw AFB	Air Force Active	Shaw AFB	285	3,433,380	0	0	0	0	3,379	3,479	1,562.8

* US Locations that do not meet criteria of at least ten (10) Acres AND at least \$10M PRV. US Territories and Non-US Locations that do not meet criteria of at least ten (10) Acres OR at least \$10M PRV.

DEPARTMENT OF DEFENSE
Base Structure Report - As of 30 Sept 2016

SITE	COMPONENT	NAME NEAREST CITY	BUILDINGS						ACRES OWNED	TOTAL ACRES	PRV (\$M)
			OWNED		LEASED		OTHER				
			COUNT	SQFT	COUNT	SQFT	COUNT	SQFT			
* OTHER SITE(S) : 54			114	614,510	6	301,088	1	23,890	588	2,102	251.6
South Carolina Total:			2,930	31,962,079	7	301,088	1,775	3,446,173	106,595	111,319	13,238.7
South Dakota											
Ellsworth AFB Site 1	Air Force Active	Ellsworth AFB	259	3,712,143	0	0	1	14,941	4,693	5,310	1,865.7
Ellsworth AFB Site 2	Air Force Active	Box Elder	63	441,511	0	0	0	0	537	725	348.3
Joe Foss Field	Air Force Guard	Sioux Falls	34	351,492	3	51,167	0	0	0	217	152.4
MSG Woodrow Wilson Keeble MD	Army Reserve	Sioux Falls	3	59,874	0	0	0	0	14	14	16.7
* OTHER SITE(S) : 21			20	263,169	0	0	7	49,404	2,877	3,415	91.8
South Dakota Total:			379	4,828,189	3	51,167	8	64,345	8,121	9,681	2,475.0
Tennessee											
Arnold AS	Air Force Active	Arnold AFB	336	2,827,620	0	0	2	13,320	38,861	38,866	8,635.5
Chattanooga USARC	Army Reserve	Chattanooga	4	54,542	0	0	0	0	148	148	10.6
Fort Campbell TN	Army Active	Clarksville	638	6,192,625	0	0	1,118	3,407,148	73,181	73,269	2,985.7
Hewgley USARC	Army Reserve	Knoxville	2	56,482	0	0	0	0	32	32	14.3
Holston AAP	Army Active	Kingsport	482	2,337,882	0	0	4	18,756	6,049	6,075	1,088.6
Lyell MD/AMSA	Army Reserve	Nashville	7	103,710	0	0	0	0	14	14	27.3
McGhee Tyson Airport	Air Force Guard	Louisville	73	785,020	0	0	0	0	0	346	325.8
Memphis IAP	Air Force Guard	Memphis	19	562,807	0	0	1	56,100	0	119	224.1
Milan AAP	Army Active	Milan	1,444	3,744,189	0	0	3	10,031	22,419	22,688	1,897.8
Nashville IAP	Air Force Guard	Nashville	29	426,957	0	0	0	0	0	88	141.8
NG VTS John Sevier	Army Guard	Knoxville	14	19,323	0	0	0	0	126	126	10.6
NG VTS Milan	Army Guard	Milan	69	237,955	0	0	0	0	2,428	2,428	88.2
Northside Mid-South	Navy Active	Millington	55	365,185	3	1,781	5	11,704	340	340	108.1
NOSC Knoxville	Navy Reserve	Knoxville	1	46,476	0	0	0	0	11	11	11.1
NSA Midsouth Memphis	Navy Active	Millington	85	2,253,507	0	0	372	779,783	1,119	1,226	831.5
NSWC Carderock Div	Navy Active	Memphis	4	494,126	0	0	0	0	61	140	158.2
* OTHER SITE(S) : 32			84	962,868	8	56,355	15	100,544	1,504	1,577	337.3
Tennessee Total:			3,346	21,471,274	11	58,136	1,520	4,397,386	146,292	147,493	16,896.5
Texas											
Air Force Plant 4	Air Force Active	Fort Worth	95	5,675,355	0	0	0	0	678	727	1,402.7
ALF Cabaniss	Navy Active	Corpus Christi	3	5,520	0	0	0	0	931	953	60.1

* US Locations that do not meet criteria of at least ten (10) Acres AND at least \$10M PRV. US Territories and Non-US Locations that do not meet criteria of at least ten (10) Acres OR at least \$10M PRV.

DEPARTMENT OF DEFENSE
Base Structure Report - As of 30 Sept 2016

SITE	COMPONENT	NAME NEAREST CITY	BUILDINGS						ACRES OWNED	TOTAL ACRES	PRV (\$M)
			OWNED		LEASED		OTHER				
			COUNT	SQFT	COUNT	SQFT	COUNT	SQFT			
ALF Orange	Navy Active	Orange Grove	18	18,364	0	0	0	0	1,590	1,596	115.4
ALF Waldron	Navy Active	Corpus Christi	2	4,000	0	0	2	592	901	903	79.1
Austin Memorial MD	Army Guard	Austin	3	72,525	0	0	0	0	11	13	18.0
Camp Bullis	Air Force Active	San Antonio	295	784,037	0	0	0	0	27,993	27,993	324.4
Camp Stanley Stor Actv	Army Active	Boerne	185	678,428	0	0	0	0	4,004	4,004	190.0
Camp Swift	Army Guard	Bastrop	114	253,886	0	0	0	0	6,253	6,253	104.6
Canyon Lake Recreation Annex	Air Force Active	Canyon Lake	39	24,719	0	0	0	0	0	383	13.8
Conroe USARC/ASF	Army Reserve	Conroe	6	110,535	0	0	0	0	0	46	43.5
Dixie Target Range	Navy Active	Seven Sisters	8	19,296	0	0	0	0	6,761	7,825	56.3
Dyess AFB	Air Force Active	Abilene	280	3,417,889	0	0	3	97,777	3,120	6,320	1,978.0
Eldorado AFS	Air Force Active	Eldorado	7	114,791	0	0	0	0	119	128	46.3
Ellington Field	Air Force Guard	Houston	55	512,503	0	0	3	81,984	213	213	193.4
Ellington Field MD	Army Reserve	Houston	9	391,535	0	0	0	0	54	54	97.0
Fort Bliss	Army Active	El Paso	1,222	20,751,338	298	552,572	2,917	8,435,320	344,165	1,332,807	9,529.0
Fort Bliss ANGS	Air Force Guard	El Paso	2	48,443	0	0	0	0	0	12	16.3
Fort Hood	Army Active	Killeen	1,969	23,069,044	0	0	3,401	12,397,771	212,619	218,025	19,090.5
Fort Sam Houston	Air Force Active	Fort Sam Houston	394	10,747,133	0	0	0	0	2,655	2,749	3,044.4
Fort Wolters	Army Guard	Mineral Wells	66	143,970	0	0	0	0	3,985	3,988	72.6
Fort Worth MD/OMS/Storage	Army Reserve	Fort Worth	14	99,792	0	0	0	0	247	250	23.0
Goodfellow AFB	Air Force Active	San Angelo	156	2,594,281	0	0	0	0	1,082	1,083	782.8
Goodfellow Recreation Annex 1	Air Force Active	Unknown	9	5,551	0	0	0	0	0	15	11.8
Grand Prairie Reserve Complex	Army Reserve	Grand Prairie	36	649,677	0	0	0	0	34	34	146.8
Hensley Field AGS	Air Force Guard	Dallas	0	0	8	62,487	0	0	0	23	16.0
Kelly AFB	Air Force Active	San Antonio	2	258	23	1,773,672	0	0	435	435	396.6
Kelly Field Annex	Air Force Active	Kelly AFB	134	2,320,521	0	0	0	0	2,211	2,799	1,033.5
Lackland AFB	Air Force Active	San Antonio	402	10,601,735	0	0	3	18,192	2,713	2,720	2,760.1
Lackland Training Annex	Air Force Active	Lackland AFB	256	1,528,421	0	0	1	192	4,017	4,028	598.8
Laughlin AFB	Air Force Active	Del Rio	185	1,908,189	0	0	0	0	4,355	4,692	889.1
Laughlin AFB Aux 1	Air Force Active	Quemado	6	5,145	0	0	0	0	402	724	26.5
Lone Star AAP	Army Active	Texarkana	0	0	0	0	0	0	694	705	41.0
Longhorn AAP	Army Active	Amarillo	10	8,250	0	0	0	0	1,580	1,580	52.5
Medical Center Annex Site 1	Air Force Active	Fort Sam Houston	33	3,036,581	0	0	3	68,081	189	189	939.8
Nalf Goliad	Navy Active	Berclair	4	12,762	0	0	0	0	1,136	1,136	91.2
NAS Corpus Christi	Navy Active	Corpus Christi	294	5,398,768	1	450	160	623,037	2,625	2,630	1,877.0
NAS JRB Fort Worth	Navy Active	Fort Worth	284	3,299,832	0	0	148	149,302	2,081	2,342	1,050.7

* US Locations that do not meet criteria of at least ten (10) Acres AND at least \$10M PRV. US Territories and Non-US Locations that do not meet criteria of at least ten (10) Acres OR at least \$10M PRV.

DEPARTMENT OF DEFENSE
Base Structure Report - As of 30 Sept 2016

SITE	COMPONENT	NAME NEAREST CITY	BUILDINGS						ACRES OWNED	TOTAL ACRES	PRV (\$M)
			OWNED		LEASED		OTHER				
			COUNT	SQFT	COUNT	SQFT	COUNT	SQFT			
NAS Kingsville	Navy Active	Kingsville	146	1,092,030	0	0	1	143	3,299	3,987	610.7
NG Laredo	Army Guard	Laredo	3	41,388	0	0	0	0	10	10	11.1
NG Saginaw	Army Guard	Fort Worth	31	262,079	0	0	0	0	150	150	65.9
NG Temple	Army Guard	Temple	6	62,200	0	0	0	0	20	20	15.9
NOSC Harlingen	Navy Reserve	Harlingen	3	63,683	0	0	0	0	0	15	14.4
NOSC San Antonio	Navy Reserve	San Antonio	9	774,539	0	0	0	0	14	14	147.2
NOSC-MCRC El Paso	Navy Reserve	El Paso	4	41,390	0	0	0	0	0	14	11.3
Randolph AFB	Air Force Active	Universal City	243	4,112,790	0	0	1	652	2,884	3,180	1,562.8
Red River Army Depot	Army Active	Texarkana	950	7,227,086	22	418,464	13	37,598	14,497	14,498	1,678.4
Round Rock MD	Army Reserve	Round Rock	4	125,005	0	0	0	0	17	17	30.4
San Marcos MD	Army Reserve	San Marcos	6	151,334	0	0	0	0	30	30	38.0
Seagoville USARC	Army Reserve	Seagoville	13	236,420	0	0	0	0	206	206	69.2
Seguin Air Force Auxiliary Field	Air Force Active	Sequin	5	3,962	0	0	0	0	972	973	75.4
Sheppard AFB	Air Force Active	Wichita Falls	328	7,232,700	0	0	0	0	4,598	5,297	2,510.3
Sheppard Recreation Annex	Air Force Active	Unknown	51	32,787	0	0	0	0	0	430	10.0
Tyler AFRC	Army Reserve	Tyler	4	112,852	0	0	0	0	26	26	32.6
* OTHER SITE(S) : 119			229	2,264,693	18	505,834	60	664,394	792	11,995	963.0
Texas Total:			8,632	122,150,012	370	3,313,479	6,716	22,575,035	667,368	1,681,240	55,059.2

Utah

Deseret Chemical Depot	Army Active	Stockton	314	1,201,147	0	0	0	0	19,435	19,437	577.5
Dugway Proving Ground	Army Active	Dugway	537	2,126,969	1	2,880	5	82,232	19,830	852,568	2,490.5
Fort Douglas MD Complex	Army Reserve	Salt Lake City	21	403,159	0	0	0	0	7	165	119.2
Frank M. Browning USARC	Army Reserve	Ogden	7	75,713	0	0	0	0	152	152	25.9
Green River Test Complex	Army Active	Las Cruces	31	52,362	0	0	0	0	1,003	2,628	56.2
Hill AFB	Air Force Active	Hill AFB	765	12,653,028	1	24,660	0	0	517	6,946	4,489.1
Little Mountain Test Annex	Air Force Active	Ogden	19	124,693	0	0	0	0	731	731	62.8
MTA-L Camp Williams	Army Guard	Riverton	131	105,420	0	0	168	1,143,312	4,436	44,988	454.6
NAVSUPPET Monterey Det	Navy Active	Magna	119	372,194	0	0	0	0	512	512	147.7
NG Saint George/FMS	Army Guard	St. George	9	60,957	0	0	0	0	0	70	19.6
Salt Lake City IAP	Air Force Guard	Salt Lake City	52	496,265	0	0	0	0	0	135	219.7
Tooele Army Depot	Army Active	Tooele	1,048	2,625,439	20	664,116	0	0	19,792	23,894	1,890.1
Utah Test and Training Range South	Air Force Active	Wendover	32	26,728	0	0	0	0	7,180	572,656	46.3
UTTR - North	Air Force Active	Grouse Creek	78	414,886	0	0	0	0	0	366,877	220.0

* US Locations that do not meet criteria of at least ten (10) Acres AND at least \$10M PRV. US Territories and Non-US Locations that do not meet criteria of at least ten (10) Acres OR at least \$10M PRV.

DEPARTMENT OF DEFENSE
Base Structure Report - As of 30 Sept 2016

SITE	COMPONENT	NAME NEAREST CITY	BUILDINGS						ACRES OWNED	TOTAL ACRES	PRV (\$M)
			OWNED		LEASED		OTHER				
			COUNT	SQFT	COUNT	SQFT	COUNT	SQFT			
* OTHER SITE(S) : 82			48	632,622	4	157,130	1	2,000	147	468	215.8
Utah Total:			3,211	21,371,583	26	848,786	174	1,227,544	73,741	1,892,229	11,034.9
Vermont											
Burlington IAP	Air Force Guard	South Burlington	39	422,301	0	0	0	0	0	248	211.3
NG TS Ethan Allen Range	Army Guard	Jericho	122	345,172	0	0	6	13,863	11,157	11,157	181.1
Rutland AFRC	Army Reserve	Rutland	3	77,062	0	0	0	0	13	16	24.4
White River Junction AFRC	Army Reserve	White River Jctn	5	63,453	0	0	0	0	18	23	22.7
* OTHER SITE(S) : 9			53	514,105	0	0	0	0	16	76	179.9
Vermont Total:			222	1,422,092	0	0	6	13,863	11,203	11,520	619.4
Virginia											
ALF Fortress Chesapeake	Navy Active	Virginia Beach	13	21,757	0	0	0	0	2,527	2,741	72.4
Arlington National Cemetery	Army Active	Arlington	28	151,796	0	0	1	1,740	558	558	76.1
Arlington Service Center	Navy Active	Arlington	10	260,428	0	0	4	8,256	18	31	85.8
Bedford, VA USARC	Army Reserve	Bedford	4	53,854	0	0	0	0	20	20	16.1
Byrd Field	Air Force Guard	Sandston	4	54,865	0	0	0	0	0	16	13.1
Camp Peary (Non-Cnic)	Washington Headquarters Services	Williamsburg	33	126,039	1	250	0	0	9,274	9,276	27.4
Camp Pendleton (ANG)	Air Force Guard	Virginia Beach	11	95,741	0	0	0	0	0	60	22.5
Cheatham Annex	Navy Active	Williamsburg	204	3,264,565	0	0	0	0	1,567	2,360	714.2
Craney Island	Navy Active	Portsmouth	31	61,841	0	0	0	0	916	937	358.6
Defense General Supply Center	Army Active	Richmond	67	4,126,668	0	0	0	0	595	622	776.4
Elizabeth River Channel	Navy Active	Norfolk	5	13,779	0	0	0	0	0	11	41.1
Fort A P Hill	Army Active	Bowling Green	415	1,487,614	0	0	105	20,223	75,788	75,813	1,008.7
Fort Belvoir	Army Active	Fort Belvoir	428	10,475,078	0	0	951	3,948,042	8,334	8,596	13,319.9
Fort Eustis	Air Force Active	Newport News	421	6,741,378	0	0	0	0	7,932	7,933	2,105.6
Fort Lee	Army Active	Fort Lee	395	9,868,610	0	0	753	2,482,697	5,678	5,744	3,357.6
Fort Monroe	Army Active	Hampton	72	468,673	0	0	0	0	565	565	126.4
Fort Myer	Army Active	Arlington	170	2,407,320	0	0	4	50,687	390	391	733.7
Fort Pickett, ARNG MTC	Army Guard	Blackstone	451	2,164,136	0	0	0	0	60,865	62,334	874.8
Fort Story	Navy Active	Norfolk	253	1,289,938	0	0	87	456,946	1,450	1,452	504.0
Langley AFB	Air Force Active	Langley AFB	277	5,475,830	0	0	1	17,600	3,766	3,992	2,191.7
Langley FH Annex	Air Force Active	Hampton	6	55,804	0	0	0	0	302	302	23.0

* US Locations that do not meet criteria of at least ten (10) Acres AND at least \$10M PRV. US Territories and Non-US Locations that do not meet criteria of at least ten (10) Acres OR at least \$10M PRV.

DEPARTMENT OF DEFENSE
Base Structure Report - As of 30 Sept 2016

SITE	COMPONENT	NAME NEAREST CITY	BUILDINGS						ACRES OWNED	TOTAL ACRES	PRV (\$M)
			OWNED		LEASED		OTHER				
			COUNT	SQFT	COUNT	SQFT	COUNT	SQFT			
Mark Center	Army Active	Alexandria	9	1,945,808	0	0	0	0	16	16	743.9
MCB Quantico	Marine Corps Active	Quantico	565	8,468,276	0	0	1,480	4,198,665	55,155	60,320	4,280.9
Midway Research Center	Navy Active	Stafford	8	25,908	0	0	0	0	162	162	13.1
NAS Oceana	Navy Active	Virginia Beach	297	3,917,073	0	0	59	115,688	776	1,087	1,660.5
NAS Oceana Dam Neck	Navy Active	Virginia Beach	174	3,218,608	1	1,511	101	904,205	1,913	1,915	1,211.7
NAS Oceana Midway Manor	Navy Active	Virginia Beach	2	5,770	0	0	179	636,546	97	100	110.0
NAS Oceana Oceana/Booth (Moore)	Navy Active	Virginia Beach	1	109,913	0	0	0	0	3,049	3,049	20.0
Naval Medical Center Portsmouth	Navy Active	Portsmouth	31	2,243,416	0	0	3	5,891	111	111	1,034.2
NAVPHIBASE Little Creek	Navy Active	Norfolk	398	5,066,206	1	5,158	376	1,082,108	2,143	2,793	1,991.3
NG Army Guard Readiness Center	Army Guard	Arlington	3	463,710	0	0	0	0	15	15	93.9
NG Camp Pendleton SMR	Army Guard	Virginia Beach	0	0	0	0	126	349,852	0	237	93.7
NOSC Richmond	Navy Reserve	Chesterfield	4	41,297	0	0	0	0	10	10	10.5
NS Norfolk	Navy Active	Norfolk	531	15,755,290	0	0	371	1,475,493	3,599	3,603	6,185.8
NSA Norfolk	Navy Active	Norfolk	199	2,330,721	0	0	733	3,202,313	801	801	1,373.7
NSA Norfolk Fire Fighters School	Navy Active	Norfolk	6	46,969	0	0	0	0	12	13	14.5
NSA Norfolk Lafayette Rvr Complex	Navy Active	Norfolk	8	229,548	0	0	2	13,395	20	20	75.7
NSA Norfolk NSY	Navy Active	Portsmouth	163	6,152,946	1	26,567	9	27,951	551	585	3,685.8
NSA Norfolk NW Chesapeake	Navy Active	Chesapeake	194	933,114	0	0	1	2,547	2,805	3,798	309.0
NSA Norfolk SDA Area	Navy Active	Norfolk	17	942,392	0	0	0	0	90	91	189.7
NSA Norfolk South Gate	Navy Active	Portsmouth	13	166,446	0	0	0	0	63	63	98.4
NSA Norfolk St Helena Norfolk	Navy Active	Norfolk	4	7,414	0	0	0	0	12	12	35.1
NSA Norfolk St Juliens Creek Annex	Navy Active	Portsmouth	71	656,159	0	0	0	0	490	499	217.7
NSA Norfolk Stanley Court/NNSY	Navy Active	Portsmouth	0	0	0	0	80	161,865	16	16	24.7
NSA South Potomac	Navy Active	Dahlgren	350	3,168,899	0	0	258	384,002	2,677	2,677	1,419.1
NSA South Potomac Pumpkin Neck	Navy Active	King George	24	46,701	0	0	0	0	1,641	1,641	32.8
NWS Yorktown	Navy Active	Yorktown	439	3,016,097	0	0	166	672,343	10,356	10,637	1,206.2
Pentagon Reservation	Washington Headquarters Services	Pentagon, Arlington	35	6,859,414	0	0	1	1,320	221	221	5,716.5
Radford AAP	Army Active	Radford	1,124	4,024,639	0	0	0	0	6,806	6,832	1,956.1
SUFFOLK KENYON COURT	Navy Active		2	350,590	0	0	0	0	21	21	52.2
Wallops Island	Navy Active	Wallops Island	35	358,940	0	0	0	0	5	90	187.5

* US Locations that do not meet criteria of at least ten (10) Acres AND at least \$10M PRV. US Territories and Non-US Locations that do not meet criteria of at least ten (10) Acres OR at least \$10M PRV.

DEPARTMENT OF DEFENSE
Base Structure Report - As of 30 Sept 2016

SITE	COMPONENT	NAME NEAREST CITY	BUILDINGS						ACRES OWNED	TOTAL ACRES	PRV (\$M)
			OWNED		LEASED		OTHER				
			COUNT	SQFT	COUNT	SQFT	COUNT	SQFT			
Yorktown Fuel Depot	Navy Active	Yorktown	42	22,030	0	0	0	0	111	111	132.2
* OTHER SITE(S) : 140			204	4,449,452	110	5,524,202	3	11,940	803	13,739	6,594.5
Virginia Total:			8,251	123,689,460	114	5,557,688	5,854	20,232,315	275,092	299,042	67,219.8
<u>Washington</u>											
AMSA 137	Army Reserve	Tacoma	4	69,266	0	0	0	0	0	13	57.1
Bremerton	Navy Active	Bremerton	100	2,832,620	0	0	61	188,557	117	120	1,355.5
Bremerton RR	Navy Active	Shelton	0	0	0	0	0	0	1,232	1,232	60.9
Camp Murray AGS	Air Force Guard	Tacoma	13	141,368	0	0	0	0	0	42	51.3
Cusick Survival TS	Air Force Active	Cusick	10	24,571	0	0	0	0	0	494,250	19.4
Fairchild AFB	Air Force Active	Fairchild AFB	228	4,041,079	0	0	0	0	4,464	6,102	2,003.9
Fort Lawton USAR Complex	Army Reserve	Seattle	10	117,663	0	0	0	0	46	47	40.8
Fort Lewis	Army Active	Tacoma	2,099	25,198,467	0	0	3,602	10,057,882	85,749	86,214	14,210.0
Grant Training Annex	Army Active	Moses Lake	0	0	0	0	0	0	0	960	37.9
Jackson Park Hsg	Navy Active	Bremerton	29	465,313	0	0	192	1,109,695	452	455	490.7
Jim Creek	Navy Active	Oso	64	130,648	0	0	0	0	3,839	4,901	146.9
Keyport NUWC	Navy Active	Keyport	113	1,332,231	0	0	35	67,005	356	358	518.2
Manchester	Navy Active	Bremerton	19	78,928	0	0	0	0	234	234	326.5
Marysville	Navy Active	Marysville	14	284,495	0	0	0	0	52	52	84.3
Marysville MD	Army Reserve	Marysville	2	166,106	0	0	0	0	25	25	59.6
NAS Whidbey Island	Navy Active	Oak Harbor	241	3,110,478	0	0	569	1,698,964	4,358	4,361	2,140.9
NAS Whidbey Island Sea Plane Base	Navy Active	Oak Harbor	66	536,338	0	0	931	2,625,480	2,784	2,785	840.7
NAVBASE Kitsap Bremerton	Navy Active	Bangor	614	5,365,797	0	0	455	2,450,043	6,603	6,609	4,117.6
NAVMAG Indian Island	Navy Active	Port Townsend	161	525,638	0	0	0	0	2,716	2,716	349.2
NG Kent	Army Guard	Kent	8	73,614	0	0	0	0	14	14	22.9
NOSC Spokane	Navy Active	Spokane	8	69,339	0	0	0	0	23	23	19.4
NS Everett	Navy Active	Everett	63	1,009,634	0	0	0	0	213	213	715.8
OLF Coupeville	Navy Active	Coupeville	6	6,577	0	0	3	2,262	662	1,058	46.7
Paine Field ANGS	Air Force Guard	Everett	9	46,399	0	0	0	0	15	15	17.8
Shipyard Puget Sound	Navy Active	Bremerton	160	3,943,487	1	16,353	1	100	570	570	3,554.6
SSG Joe R. Hooper USARC	Army Reserve	Bothell	7	101,749	0	0	0	0	41	41	37.8
Vancouver MD	Army Reserve	Vancouver	3	115,727	0	0	0	0	19	19	33.3
White Bluff Site 1	Air Force Active	Spokane	16	121,743	0	0	0	0	86	86	51.9

* US Locations that do not meet criteria of at least ten (10) Acres AND at least \$10M PRV. US Territories and Non-US Locations that do not meet criteria of at least ten (10) Acres OR at least \$10M PRV.

DEPARTMENT OF DEFENSE
Base Structure Report - As of 30 Sept 2016

SITE	COMPONENT	NAME NEAREST CITY	BUILDINGS						ACRES OWNED	TOTAL ACRES	PRV (\$M)
			OWNED		LEASED		OTHER				
			COUNT	SQFT	COUNT	SQFT	COUNT	SQFT			
Yakima MD	Marine Corps Reserve	Yakima	5	33,782	0	0	0	0	12	12	10.6
Yakima Training Center	Army Active	Yakima	235	986,433	1	1	0	0	295,169	315,597	1,357.0
* OTHER SITE(S) : 75			102	285,172	7	112,285	18	88,423	4,229	4,360	205.3
Washington Total:			4,409	51,214,662	9	128,639	5,867	18,288,411	414,082	933,484	32,984.5
West Virginia											
Allegany Ballistics Lab	Navy Active	Keyser	175	1,740,786	0	0	0	0	1,639	1,785	582.7
Big Bend USARC / OMS	Army Reserve	Bigbend	2	19,244	0	0	0	0	13	13	32.0
Charleston MD / AMSA	Army Reserve	Charleston	2	71,150	0	0	0	0	12	12	20.8
EWVRA Shepherd Field	Air Force Guard	Martinsburg	31	477,021	0	0	3	184,506	0	339	269.4
NIOC Sugar Grove	Navy Active	Sugar Grove	53	185,945	2	204	43	136,162	215	215	119.9
NIOC Sugar Grove 1	Navy Active	Sugar Grove	24	114,761	0	0	0	0	432	432	63.6
Ohio A/P USARC / AMSA	Army Reserve	Wheeling	3	42,570	0	0	0	0	0	29	14.1
Yeager Airport	Air Force Guard	Charleston	33	422,757	0	0	0	0	0	283	206.7
* OTHER SITE(S) : 33			74	828,799	0	0	0	0	174	191	288.1
West Virginia Total:			397	3,903,033	2	204	46	320,668	2,484	3,299	1,597.3
Wisconsin											
Badger AAP	Army Active	Baraboo	14	117,062	0	0	0	0	3,123	3,123	200.9
Denis J. Murphy USARC/AMSA/OMS	Army Reserve	Green Bay	2	52,495	0	0	0	0	15	15	18.4
Fort McCoy	Army Reserve	Sparta	1,379	6,688,366	0	0	10	212,169	59,192	138,323	2,847.5
Gen Mitchell IAP	Air Force Guard	Milwaukee	22	330,459	0	0	3	11,273	0	67	175.2
Hardwood Weapons Range (ANG)	Air Force Guard	Necedah	4	11,041	0	0	0	0	0	7,865	18.9
NOSC Green Bay	Navy Reserve	Ashwaubenon	2	41,861	0	0	0	0	10	10	12.5
Sturtevant USARC	Army Reserve	Sturtevant	2	35,097	0	0	0	0	11	11	12.9
Truax ANGB	Air Force Guard	Madison	50	724,401	0	0	0	0	38	152	293.1
Volk ANGB	Air Force Guard	Camp Douglas	131	599,293	0	0	0	0	0	2,385	360.8
W. Silver Spring Complex	Army Reserve	Milwaukee	24	310,346	0	0	0	0	127	127	102.3
Wausau USARC	Army Reserve	Wausau	2	39,440	0	0	0	0	13	13	13.3
* OTHER SITE(S) : 40			35	336,627	4	78,780	5	3,251	233	1,976	148.2
Wisconsin Total:			1,667	9,286,487	4	78,780	18	226,693	62,762	154,066	4,204.0
Wyoming											

* US Locations that do not meet criteria of at least ten (10) Acres AND at least \$10M PRV. US Territories and Non-US Locations that do not meet criteria of at least ten (10) Acres OR at least \$10M PRV.

DEPARTMENT OF DEFENSE
Base Structure Report - As of 30 Sept 2016

SITE	COMPONENT	NAME NEAREST CITY	BUILDINGS						ACRES OWNED	TOTAL ACRES	PRV (\$M)
			OWNED		LEASED		OTHER				
			COUNT	SQFT	COUNT	SQFT	COUNT	SQFT			
Cheyenne Regional Apt	Air Force Guard	Cheyenne	36	447,167	0	0	0	0	0	719	165.3
F E Warren AFB	Air Force Active	Cheyenne	247	3,282,628	0	0	2	2,059	2,247	6,834	1,427.1
* OTHER SITE(S) : 92			54	91,860	1	30,000	2	15,339	9,083	24,428	320.5
Wyoming Total:			337	3,821,655	1	30,000	4	17,398	11,330	31,981	1,913.0
US/US Territories Total:			139,882	1,508,396,101	1,240	22,091,515	81,524	310,766,838	8,613,302	26,617,483	821,799

* US Locations that do not meet criteria of at least ten (10) Acres AND at least \$10M PRV. US Territories and Non-US Locations that do not meet criteria of at least ten (10) Acres OR at least \$10M PRV.

DEPARTMENT OF DEFENSE
Base Structure Report - As of 30 Sept 2016

SITE	COMPONENT	NAME NEAREST CITY	BUILDINGS						ACRES OWNED	TOTAL ACRES	PRV (\$M)
			OWNED		LEASED		OTHER				
			COUNT	SQFT	COUNT	SQFT	COUNT	SQFT			
Aruba											
* OTHER SITE(S) : 1			1	2,071	0	0	0	0	0	0	1.3
		Aruba Total:	1	2,071	0	0	0	0	0	0	1.3
Australia											
Area A-VLF	Navy Active	Exmouth	0	0	0	0	0	0	0	5,510	
Area C-HFR	Navy Active	Exmouth	0	0	0	0	0	0	0	9,463	
NAVCOMMSTA H E Holt	Navy Active	Northwest Cape	45	389,897	0	0	0	0	0	5,099	275.0
* OTHER SITE(S) : 3			42	34,983	1	5,013	0	0	0	5	13.9
		Australia Total:	87	424,880	1	5,013	0	0	0	20,077	288.9
Bahamas											
AUTEC Big Wood Cay	Navy Active	Andros Island	0	0	0	0	0	0	0	34	2.9
AUTEC Golding Cay	Navy Active	Andros Island	0	0	0	0	0	0	0	29	5.2
AUTEC Great Stirrup	Navy Active	Andros Island	0	0	0	0	0	0	0	12	0.8
AUTEC High Point Cay	Navy Active	Andros Island	0	0	0	0	0	0	0	14	2.7
AUTEC Main Base	Navy Active	Andros Island	132	644,006	0	0	0	0	0	420	393.7
AUTEC Salvador Point	Navy Active	Andros Island	9	11,315	0	0	0	0	0	31	14.7
		Bahamas Total:	141	655,321	0	0	0	0	0	541	420.1
Bahrain											
ISA FLIGHTLINE	Navy Active	Bahrain Is	67	93,498	0	0	0	0	0	0	38.9
NSA Bahrain	Navy Active	Manama	140	1,122,604	2	791	0	0	0	66	541.6
NSA Bahrain - Aviation Unit Muharraq	Navy Active	Al Jufayr	13	21,984	3	85,779	0	0	0	3	52.4
NSA Bahrain - Banz Wrhs Compound	Navy Active	Al Jufayr	3	1,095	12	957,140	0	0	0	14	243.4
NSA Bahrain - Dependent School	Navy Active	Al Jufayr	3	1,056	7	246,130	0	0	0	26	101.3
NSA Bahrain - Mina Sulman Pier Area	Navy Active	Al Jufayr	6	2,297	3	95,651	0	0	0	0	80.7
Nsa-li	Navy Active	Manama	17	229,912	1	3,632	0	0	0	95	251.7
Sheik Isa	Navy Active	Unknown	664	452,760	1	480	0	0	0	0	177.9
* OTHER SITE(S) : 4			48	28,177	1	8,816	0	0	0	0	16.2
		Bahrain Total:	961	1,953,382	30	1,398,419	0	0	0	204	1,504.0

* US Locations that do not meet criteria of at least ten (10) Acres AND at least \$10M PRV. US Territories and Non-US Locations that do not meet criteria of at least ten (10) Acres OR at least \$10M PRV.

DEPARTMENT OF DEFENSE
Base Structure Report - As of 30 Sept 2016

SITE	COMPONENT	NAME NEAREST CITY	BUILDINGS						ACRES OWNED	TOTAL ACRES	PRV (\$M)
			OWNED		LEASED		OTHER				
			COUNT	SQFT	COUNT	SQFT	COUNT	SQFT			
<u>Belgium</u>											
Brussels	Army Active	Brussels	0	0	8	15,424	0	0	0	0	58.9
Chateau Gendebien	Army Active	Mons	1	129	1	4,453	5	23,462	0	0	11.4
Chievres AB	Army Active	Chievres Ab	62	373,576	0	0	67	388,836	0	0	692.6
Daumerie Caserne	Army Active	Chievres	3	382	0	0	33	228,902	0	0	136.2
Kleine Brogel AB	Air Force Active	Kleine-Brogel	10	27,020	0	0	5	15,998	0	1	19.3
Mons	Army Active	Mons	1	7,235	5	88,293	0	0	0	0	25.3
Shape Headquarters	Army Active	Mons	7	104,646	0	0	27	459,963	0	0	258.7
Sterrebeek Dependent School	Army Active	Brussels	23	67,355	0	0	0	0	0	0	70.5
* OTHER SITE(S) : 2			1	151	2	27,872	0	0	0	0	7.5
Belgium Total:			108	580,494	16	136,042	137	1,117,161	0	1	1,280.4
<u>Bulgaria</u>											
Novo Selo Training Area	Army Active	Unknown	0	0	0	0	81	392,058	0	0	134.2
Bulgaria Total:			0	0	0	0	81	392,058	0	0	134.2
<u>Cambodia</u>											
* OTHER SITE(S) : 1			0	0	3	6,726	0	0	0	0	2.3
Cambodia Total:			0	0	3	6,726	0	0	0	0	2.3
<u>Canada</u>											
ARGENTIA NEWFOUNDLAND	Navy Active	Placentia, Newfoundland	0	0	0	0	0	0	0	185	
* OTHER SITE(S) : 1			0	0	1	144	0	0	0	1	0.1
Canada Total:			0	0	1	144	0	0	0	186	0.1
<u>Colombia</u>											
* OTHER SITE(S) : 1			1	1,950	0	0	0	0	0	1	0.8
Colombia Total:			1	1,950	0	0	0	0	0	1	0.8
<u>Costa Rica</u>											
* OTHER SITE(S) : 1			0	0	0	0	1	1,098	0	1	0.4
Costa Rica Total:			0	0	0	0	1	1,098	0	1	0.4
<u>Denmark</u>											

* US Locations that do not meet criteria of at least ten (10) Acres AND at least \$10M PRV. US Territories and Non-US Locations that do not meet criteria of at least ten (10) Acres OR at least \$10M PRV.

DEPARTMENT OF DEFENSE
Base Structure Report - As of 30 Sept 2016

SITE	COMPONENT	NAME NEAREST CITY	BUILDINGS						ACRES OWNED	TOTAL ACRES	PRV (\$M)
			OWNED		LEASED		OTHER				
			COUNT	SQFT	COUNT	SQFT	COUNT	SQFT			
* OTHER SITE(S) : 1			0	0	0	0	0	0	0	0.1	
Denmark Total:			0	0	0	0	0	0	0	0.1	
Diego Garcia											
NAVSUPPFAC Diego Garcia	Navy Active	Diego Garcia, Naval Facility	620	2,679,182	0	0	0	0	0	7,000	4,056.7
Diego Garcia Total:			620	2,679,182	0	0	0	0	0	7,000	4,056.7
Djibouti											
Camp Lemonier Djibouti	Navy Active	Djibouti	1,592	1,093,494	0	0	1	432	0	572	833.5
Djibouti Total:			1,592	1,093,494	0	0	1	432	0	572	833.5
Egypt											
Naval Medical Research Unit Three Cairo Egypt	Navy Active	Cairo	27	106,096	3	24,094	0	0	0	3	71.1
Egypt Total:			27	106,096	3	24,094	0	0	0	3	71.1
El Salvador											
CSL EL SALVADOR	Navy Active	San Salvador	14	38,914	0	0	0	0	0	35	21.8
El Salvador Total:			14	38,914	0	0	0	0	0	35	21.8
Germany											
Amelia Earhart Hotel	Army Active	Wiesbaden	9	2,180	0	0	1	216,207	0	0	75.1
Artillery Kaserne	Army Active	Garmisch	26	5,439	2	365	35	516,585	0	0	141.0
Aukamm Hsg Area	Army Active	Wiesbaden	11	52,355	0	0	114	1,292,778	0	0	319.9
Bann Communications Station	Air Force Active	Bann	3	9,740	0	0	4	7,911	0	6	10.1
Bann Communications Station 2	Air Force Active	Bann	6	18,321	0	0	0	0	0	51	10.1
Barton Barracks	Army Active	Ansbach	10	64,874	0	0	25	382,487	0	0	148.9
Baumholder Airfield	Army Active	Baumholder	3	10,396	0	0	0	0	0	0	11.0
Baumholder Family Housing	Army Active	Baumholder	17	25,234	0	0	65	2,235,726	0	0	495.2
Baumholder Hospital	Army Active	Baumholder	5	10,536	0	0	11	186,314	0	0	69.9
Baumholder Qm Area	Army Active	Baumholder	18	38,411	0	0	25	321,440	0	0	96.9
Bitburg FH Annex	Air Force Active	Trier	21	319,623	0	0	62	2,248,503	0	156	594.7
Bleidorn Family Housing	Army Active	Ansbach	2	3,526	0	0	28	681,466	0	0	152.1
Boeblingen Family Housing	Army Active	Boeblingen	4	13,935	0	0	21	516,864	0	0	116.4
Boeblingen Training Area	Army Active	Boeblingen	13	251,968	0	0	56	41,954	0	0	130.9
Buechel AB	Air Force Active	Buechel	4	7,524	0	0	10	57,454	0	0	28.6

* US Locations that do not meet criteria of at least ten (10) Acres AND at least \$10M PRV. US Territories and Non-US Locations that do not meet criteria of at least ten (10) Acres OR at least \$10M PRV.

DEPARTMENT OF DEFENSE
Base Structure Report - As of 30 Sept 2016

SITE	COMPONENT	NAME NEAREST CITY	BUILDINGS						ACRES OWNED	TOTAL ACRES	PRV (\$M)
			OWNED		LEASED		OTHER				
			COUNT	SQFT	COUNT	SQFT	COUNT	SQFT			
Coleman Barracks	Army Active	Mannheim	92	276,840	0	0	141	1,605,246	0	0	770.7
Crestview Hsg Area	Army Active	Wiesbaden	0	0	0	0	58	1,019,577	0	0	225.6
Daenner Kaserne	Army Active	Kaiserlautern	25	32,690	0	0	27	423,970	0	0	134.2
Darmstadt Training Center	Army Active	Darmstadt	21	60,962	0	0	5	43,897	0	0	51.2
East Camp Grafenwoehr	Army Active	Grafenwohr	529	3,292,534	0	0	602	3,515,333	0	0	20,538.5
Echterdingen Airfield	Army Active	Stuttgart	14	36,792	0	0	15	155,469	0	0	86.4
Egelsbach Transmitter Fac	Army Active	Langen	6	10,824	0	0	2	11,733	0	0	14.0
Einsiedlerhof Maintenance Annex	Air Force Active	Einsiedlerhof	4	10,045	0	0	4	105,302	0	14	33.0
Einsiedlerhof Storage Annex	Air Force Active	Kaiserlautern	9	104,457	0	0	15	367,922	0	28	119.2
Einsiedlerkoepfe Training Annex	Air Force Active	Kaiserlautern	4	5,338	0	0	1	11,057	0	311	9.9
Freihoelser Tng Area	Army Active	Amberg	12	11,507	0	0	0	0	0	0	14.1
Garmisch Family Housing	Army Active	Garmisch	5	2,448	0	0	20	345,004	0	0	87.6
Geilenkirchen AB	Air Force Active	Geilenkirchen	10	44,469	1	2,500	12	107,707	0	0	53.9
Germersheim Army Depot	Army Active	Germersheim	142	1,689,794	0	0	22	458,466	0	0	612.5
Giessen General Depot	Army Active	Giessen	31	28,748	0	0	35	1,340,332	0	0	318.8
Grafenwoehr	Army Active	Grafenwohr	0	0	1,473	4,472,191	0	0	0	0	834.5
Grafenwoehr Training Area	Army Active	Grafenwohr	576	388,124	0	0	12	11,852	0	0	799.5
Gruenstadt AAFES Fac	Army Active	Gruenstadt	10	23,461	0	0	14	333,289	0	0	79.7
Hainerberg Housing and Shop Ctr	Army Active	Wiesbaden	29	538,840	0	0	62	1,593,023	0	0	587.0
Hohenfels	Army Active	Hohenfels	0	0	462	1,157,468	0	0	0	0	219.5
Hohenfels Training Area	Army Active	Hohenfels	588	1,401,973	1	162	355	1,794,515	0	0	1,576.6
Hoppstaedten Waterworks	Army Active	Baumholder	2	3,085	0	0	4	24,555	0	0	25.8
Husterhoeh Communication Site	Air Force Active	Pirmasens	3	1,182	0	0	6	17,029	0	185	7.6
Husterhoeh Kaserne	Army Active	Pirmasens	44	500,170	0	0	25	508,590	0	0	233.3
Illesheim Leased	Army Active	Illesheim	0	0	32	91,424	0	0	0	0	16.9
Kaiserslautern	Army Active	Kaiserslautern	1	44,485	0	0	0	0	0	0	11.2
Kaiserslautern Army Depot	Army Active	Kaiserslautern	94	686,221	0	0	54	878,438	0	0	496.3
Kaiserslautern Equip Spt Ctr	Army Active	Kaiserslautern	25	34,333	0	0	19	179,979	0	0	69.2
Kapaun Administration Annex	Air Force Active	Kaiserslautern	23	85,177	0	0	40	549,558	0	114	229.0
Kastel Housing Area	Army Active	Wiesbaden	13	17,739	0	0	3	37,197	0	0	19.3
Katterbach Kaserne	Army Active	Ansbach	72	410,320	0	0	99	2,485,262	0	0	920.4
Kefurt & Craig Village Family Housing	Army Active	Stuttgart	1	921	0	0	39	1,010,902	0	0	204.2
Kelley Barracks	Army Active	Stuttgart	31	130,278	0	0	24	758,844	0	0	342.8
Kleber Kaserne	Army Active	Kaiserslautern	52	215,488	0	0	35	799,493	0	0	366.4

* US Locations that do not meet criteria of at least ten (10) Acres AND at least \$10M PRV. US Territories and Non-US Locations that do not meet criteria of at least ten (10) Acres OR at least \$10M PRV.

DEPARTMENT OF DEFENSE
Base Structure Report - As of 30 Sept 2016

SITE	COMPONENT	NAME NEAREST CITY	BUILDINGS						ACRES OWNED	TOTAL ACRES	PRV (\$M)
			OWNED		LEASED		OTHER				
			COUNT	SQFT	COUNT	SQFT	COUNT	SQFT			
Kornwestheim Golf Course	Army Active	Kornwestheim	6	28,136	0	0	1	435	0	0	13.2
Landstuhl FH Annex O3	Air Force Active	Landstuhl	25	114,753	0	0	13	427,370	0	44	150.8
Landstuhl Heliport	Army Active	Landstuhl	39	80,636	0	0	0	0	0	0	51.4
Landstuhl Hospital	Army Active	Landstuhl	98	251,951	0	0	69	1,452,206	0	0	799.4
Landstuhl Maintenance Site	Air Force Active	Landstuhl	38	161,117	0	0	3	8,883	0	25	48.6
Landstuhl Maintenance Site 2	Air Force Active	Landstuhl	8	34,410	0	0	5	15,964	0	7	24.4
Mainz-Kastel Station	Army Active	Wiesbaden	22	24,508	0	0	29	763,918	0	0	219.5
McCully Barracks	Army Active	Wackernheim	30	228,843	0	0	31	347,776	0	0	194.7
Miesau	Army Active	Miesau	0	0	0	0	0	0	0	0	11.3
Miesau Ammo Depot	Army Active	Miesau	118	838,648	0	0	495	1,489,133	0	0	848.1
Moehringen Family Housing	Army Active	Stuttgart	1	80	0	0	22	372,036	0	0	76.5
Oberammergau NATO School	Army Active	Garmisch	3	1,827	0	0	4	43,010	0	0	13.3
Oberdachstetten Training Area	Army Active	Ansbach	26	30,226	0	0	77	252,327	0	0	112.5
Panzer Kaserne	Army Active	Kaiserlautern	5	1,212	0	0	10	302,618	0	0	117.3
Panzer Kaserne	Army Active	Stuttgart	24	227,910	0	0	39	1,282,891	0	0	460.5
Patch Barracks	Army Active	Stuttgart	37	389,356	0	0	37	1,166,015	0	0	556.3
Pfeffelbach Waterworks	Army Active	Pfeffelbach	1	78	0	0	2	4,697	0	0	22.2
Pulaski Barracks	Army Active	Kaiserlautern	40	72,469	0	0	33	203,479	0	0	108.0
Ramstein AB	Air Force Active	Ramstein	470	3,838,038	0	0	364	5,486,474	0	3,102	3,979.0
Ramstein Storage Annex	Air Force Active	Weilerbach	15	184,681	0	0	4	56,240	0	85	48.4
Rheinblick Rec Annex	Army Active	Wiesbaden	10	17,266	0	0	4	15,302	0	0	20.5
Rhine Ordnance Barracks	Army Active	Kaiserlautern	129	476,815	0	0	824	1,857,149	0	0	921.4
Robinson Barracks	Army Active	Stuttgart	4	86,810	0	0	4	19,180	0	0	28.3
Robinson-Grenadier Family Housing	Army Active	Stuttgart	2	515	0	0	52	1,399,811	0	0	321.2
Sembach Admin Annex	Army Active	Sembach	42	598,338	0	0	54	958,184	0	0	554.8
Sheridan Barracks	Army Active	Garmisch	4	301,899	0	0	11	401,133	0	0	181.4
Shipton Kaserne	Army Active	Ansbach	93	581,155	0	0	22	245,166	0	0	233.7
Smith Barracks	Army Active	Baumholder	184	528,837	0	0	192	3,103,604	0	0	1,389.2
South Camp Vilseck	Army Active	Vilseck	579	4,253,693	0	0	131	1,338,457	0	0	1,908.5
Spangdahlem AB	Air Force Active	Spangdahlem	331	1,812,478	0	0	214	2,194,468	0	1,617	2,166.8
Spangdahlem Waste Annex	Air Force Active	Spangdahlem	2	2,586	0	0	2	4,105	0	3	44.7
Steuben & Weicht Vil Family Housing	Army Active	Stuttgart	2	782	0	0	54	558,917	0	0	117.9
Storck Barracks	Army Active	Illesheim	53	175,615	0	0	97	1,877,518	0	0	701.7

* US Locations that do not meet criteria of at least ten (10) Acres AND at least \$10M PRV. US Territories and Non-US Locations that do not meet criteria of at least ten (10) Acres OR at least \$10M PRV.

DEPARTMENT OF DEFENSE
Base Structure Report - As of 30 Sept 2016

SITE	COMPONENT	NAME NEAREST CITY	BUILDINGS						ACRES OWNED	TOTAL ACRES	PRV (\$M)
			OWNED		LEASED		OTHER				
			COUNT	SQFT	COUNT	SQFT	COUNT	SQFT			
Stuttgart Dependent School	Army Active	Stuttgart	1	301	0	0	4	167,796	0	0	57.6
Sullivan Barracks	Army Active	Mannheim	3	640	0	0	7	52,304	0	0	27.9
Vilseck	Army Active	Vilseck	0	0	140	680,572	0	0	0	0	123.8
Vogelweh FH Annex	Air Force Active	Kaiserlautern	184	987,521	0	0	108	2,472,744	0	631	873.6
Weilimdorf Warehouse	Army Active	Stuttgart	0	0	0	0	2	61,758	0	0	20.4
Wetzel Family Housing	Army Active	Baumholder	9	31,454	0	0	34	1,168,592	0	0	331.1
Wetzel Kaserne	Army Active	Baumholder	19	101,494	0	0	8	99,786	0	0	71.4
Wiesbaden Army Airfield	Army Active	Wiesbaden	444	1,508,683	0	0	114	2,123,430	0	0	1,231.3
* OTHER SITE(S) : 29			54	86,497	15	21,351	42	155,296	0	32	92.4
Germany Total:			5,775	28,985,565	2,126	6,426,033	5,425	63,149,403	0	6,411	51,784.6
Greece											
NATO Ordnance Area	Navy Active	Soudha Bay	2	1,064	0	0	14	152,066	0	0	49.1
NSA Souda Bay	Navy Active	Soudha Bay	54	453,874	0	0	0	0	0	101	307.8
NSA Souda Bay Marathi Pier Area	Navy Active	Soudha Bay	9	15,045	0	0	0	0	0	0	159.0
NSA Souda Bay NAMFI Compound	Navy Active	Soudha Bay	7	37,575	0	0	0	0	0	0	10.4
* OTHER SITE(S) : 4			4	2,245	1	2,821	4	20,157	0	0	5.0
Greece Total:			76	509,802	1	2,821	18	172,223	0	101	531.3
Greenland											
Thule AB	Air Force Active	Thule	195	2,287,312	0	0	0	0	0	233,034	3,093.6
Greenland Total:			195	2,287,312	0	0	0	0	0	233,034	3,093.6
Guantanamo Bay											
NS Guantanamo Bay	Navy Active	Guantanamo Bay	1,416	6,281,031	0	0	8	13,520	0	28,817	3,935.5
Guantanamo Bay Total:			1,416	6,281,031	0	0	8	13,520	0	28,817	3,935.5
Honduras											
COMAYAGUA 08-562	Army Active	Comayagua	0	0	0	0	0	0	0	20	
Soto Cano	Army Active	Comayagua	104	270,969	0	0	0	0	0	0	146.5
Honduras Total:			104	270,969	0	0	0	0	0	20	146.5
Hong Kong											
* OTHER SITE(S) : 1			0	0	1	4,922	0	0	0	0	2.5

* US Locations that do not meet criteria of at least ten (10) Acres AND at least \$10M PRV. US Territories and Non-US Locations that do not meet criteria of at least ten (10) Acres OR at least \$10M PRV.

DEPARTMENT OF DEFENSE
Base Structure Report - As of 30 Sept 2016

SITE	COMPONENT	NAME NEAREST CITY	BUILDINGS						ACRES OWNED	TOTAL ACRES	PRV (\$M)
			OWNED		LEASED		OTHER				
			COUNT	SQFT	COUNT	SQFT	COUNT	SQFT			
Hong Kong Total:			0	0	1	4,922	0	0	0	0	2.5
Iceland											
Grindavik, Iceland	Navy Active	Grindavik	7	23,035	0	0	0	0	0	1,049	44.9
Iceland Total:			7	23,035	0	0	0	0	0	1,049	44.9
Italy											
Augusta Bay	Navy Active	Catania	5	56,220	0	0	0	0	0	0	47.8
Aviano AB	Air Force Active	Aviano	99	813,319	0	0	99	1,653,038	0	1,226	1,903.6
Aviano Administration Annex Group HQ	Air Force Active	Aviano	4	4,818	0	0	5	41,475	0	5	23.6
Aviano Ammunition Storage Annex	Air Force Active	Aviano	3	6,673	0	0	31	93,780	0	47	64.8
Aviano Bachelor Housing Annex 1	Air Force Active	Aviano	14	146,919	0	0	5	463,670	0	39	320.7
Aviano Bachelor Housing Annex 2	Air Force Active	Aviano	5	216,864	0	0	9	82,949	0	13	125.0
Aviano Maintenance Annex	Air Force Active	Aviano	5	4,674	0	0	7	110,583	0	7	34.9
Aviano Storage Annex	Air Force Active	Aviano	0	0	2	94,440	0	0	0	6	19.5
Camp Darby	Army Active	Tirrenia	140	643,148	0	0	0	0	0	0	384.2
Camp Ederle	Army Active	Vicenza	189	1,599,149	2	21,632	41	417,671	0	0	993.2
Carney Park	Navy Active	Naples	35	29,422	5	11,005	0	0	0	53	33.4
Del Din	Army Active	Vicenza	45	1,324,284	0	0	9	203,440	0	0	699.0
Ghedi Radio Relay Site	Air Force Active	Brescia	11	30,704	0	0	4	27,369	0	1	26.5
Lago Patria	Navy Active	Naples	10	19,855	0	0	1	4,235	0	3	15.9
Livorno	Army Active	Livorno	0	0	21	147,068	0	0	0	0	35.9
Livorno Supply and Maint Area	Army Active	Livorno	120	1,236,230	0	0	0	0	0	0	515.8
Longare Communications Site	Army Active	Vicenza	6	8,071	0	0	26	72,860	0	0	39.4
NAS 1 Support Area	Navy Active	Catania	61	1,128,063	1	67,800	0	0	0	10	537.5
NAS Pensacola Transmitter Site	Navy Active	Sigonella Sicily	11	32,985	0	0	0	0	0	0	33.7
NAS Sigonella	Navy Active	Sigonella Sicily	176	1,665,772	0	0	4	34,180	0	316	1,031.4
NAS Sigonella Belpasso Hsg	Navy Active	Catania	1	13,164	149	952,535	0	0	0	104	257.3
NATO Ordnance Facility	Navy Active	Sigonella Sicily	43	88,224	0	0	0	0	0	172	48.8
NAVSUPPACT NAPLES IT	Navy Active	Naples	75	1,362,908	0	0	0	0	0	58	662.0
NSA Naples Support Site	Navy Active	Naples	2	181,650	164	3,295,190	0	0	0	228	1,132.1
Pisa Ammo Storage Area	Army Active	Pisa	216	548,763	0	0	0	0	0	0	301.2
San Vito Dei Normanni AS	Air Force Active	San Vito Normanni	6	4,703	0	0	0	0	0	25	4.4
Vicenza	Army Active	Vicenza	1	1,431	138	1,350,219	3	9,902	0	0	330.4
Vicenza Basic Load Storage Area	Army Active	Vicenza	16	28,010	0	0	0	0	0	0	17.2

* US Locations that do not meet criteria of at least ten (10) Acres AND at least \$10M PRV. US Territories and Non-US Locations that do not meet criteria of at least ten (10) Acres OR at least \$10M PRV.

DEPARTMENT OF DEFENSE
Base Structure Report - As of 30 Sept 2016

SITE	COMPONENT	NAME NEAREST CITY	BUILDINGS						ACRES OWNED	TOTAL ACRES	PRV (\$M)
			OWNED		LEASED		OTHER				
			COUNT	SQFT	COUNT	SQFT	COUNT	SQFT			
Vicenza Family Housing	Army Active	Vicenza	213	675,860	0	0	1	3,597	0	0	240.2
* OTHER SITE(S) : 15			13	24,597	20	166,885	7	25,024	0	30	56.1
Italy Total:			1,525	11,896,481	502	6,106,774	252	3,243,773	0	2,345	9,935.4
Japan											
Akasaka Press Center	Army Active	Tokyo	6	507	0	0	5	162,032	0	7	80.5
Akasaki POL Dep	Navy Active	Sasebo	45	109,920	0	0	43	188,699	0	182	1,530.3
Akizuki Ammunition Depot	Army Active	Akizuki	17	5,284	0	0	50	407,552	0	138	313.5
Awase	Navy Active	Kadena Air Base Okinawa	7	12,856	0	0	0	0	0	118	22.5
Azuma	Navy Active	Yokosuka	41	54,315	0	0	40	153,877	0	265	588.5
Camp Courtney	Marine Corps Active	Tengan	89	316,471	0	0	117	1,780,668	0	331	910.3
Camp Courtney FH Annex	Air Force Active	Camp Courtney Okinawa N	74	1,146,022	0	0	0	0	65	65	400.4
Camp Foster	Marine Corps Active	Zukeran	1,010	2,755,085	0	0	342	5,857,028	0	1,347	4,086.8
Camp Foster FH Annex	Air Force Active	Camp Foster Okinawa	732	2,669,219	0	0	0	0	453	453	1,028.0
Camp Fuji Japan	Marine Corps Active	Camp Fuji	44	69,842	0	0	49	559,226	0	33,379	352.8
Camp Gonsalves	Marine Corps Active	Henoko Okinawa	20	13,677	0	0	2	27,516	0	19,334	31.3
Camp Hansen	Marine Corps Active	Onna Okinawa	138	638,249	0	0	164	2,939,529	0	12,302	1,956.9
Camp Kinser	Air Force Active	Makiminato Okinawa	43	2,266,584	0	0	0	0	135	135	781.3
Camp Kinser	Marine Corps Active	Makiminato Okinawa	164	3,472,584	0	0	118	3,359,353	0	675	2,652.2
Camp Kuwae FH Annex	Air Force Active	Chatan Okinawa	157	577,425	0	0	0	0	70	70	203.4
Camp Lester	Marine Corps Active	Chatan Okinawa	165	655,842	0	0	75	528,935	0	167	632.9
Camp McTureous	Marine Corps Active	Tengan	7	95,210	0	0	91	735,014	0	94	402.2
Camp McTureous FH Annex	Air Force Active	Camp Courtney Okinawa N	80	678,732	0	0	0	0	64	64	234.3
Camp Schwab	Marine Corps Active	Henoko Okinawa	105	363,930	0	0	60	1,525,194	0	5,397	996.6
Camp Shields	Navy Active	Camp Shields-Okinawa	33	161,408	0	0	20	365,416	0	88	261.5
Camp Shields FH Annex	Air Force Active	Camp Shields-Okinawa	6	1,581	0	0	89	562,501	89	89	219.4

* US Locations that do not meet criteria of at least ten (10) Acres AND at least \$10M PRV. US Territories and Non-US Locations that do not meet criteria of at least ten (10) Acres OR at least \$10M PRV.

DEPARTMENT OF DEFENSE
Base Structure Report - As of 30 Sept 2016

SITE	COMPONENT	NAME NEAREST CITY	BUILDINGS						ACRES OWNED	TOTAL ACRES	PRV (\$M)
			OWNED		LEASED		OTHER				
			COUNT	SQFT	COUNT	SQFT	COUNT	SQFT			
Camp Zama	Army Active	Sagamihara	137	557,473	0	0	251	2,763,108	0	578	2,170.5
Camp Zama Communications Station	Air Force Active	Zama	0	0	0	0	4	13,721	0	1	15.7
Chitose Administration Annex	Air Force Active	Chitose	9	45,306	0	0	0	0	0	1,067	51.2
COMFLEACT Kadena Okinawa	Navy Active	Kadena Air Base Okinawa	121	716,987	0	0	1	26,508	0	120	415.7
COMFLEACT Sasebo	Navy Active	Sasebo	78	129,012	0	0	171	2,099,945	0	7,733	1,424.4
COMFLEACT Yokosuka	Navy Active	Yokosuka	265	510,030	0	0	482	10,836,469	0	2,704	8,032.6
Draughton Training Range	Air Force Active	Misawa AFB	3	4,644	0	0	5	13,453	0	1,889	27.3
Drydock Area-5030	Navy Active	Sasebo	1	506	0	0	12	19,893	0	0	287.5
Hachinohe POL Dep	Navy Active	Hachinohe	9	7,293	0	0	12	10,252	0	46	196.0
Hario Housing Area	Navy Active	Sasebo	21	6,548	0	0	76	1,192,730	0	87	474.2
Hario Shima Ammo	Navy Active	Sasebo	29	45,643	0	0	15	62,992	0	487	120.1
Hiro Ammunition Depot	Army Active	Kure	12	8,493	0	0	11	113,449	0	88	83.2
Idesuna Jima Air Range	Air Force Active	Okinawa Island	0	0	0	0	0	0	61	61	0.0
Ie Jima Aux Airfield	Marine Corps Active	Henoko Okinawa	4	553	0	0	12	43,730	0	1,981	43.4
IKEDA-CHO HOUSING	Navy Active	Yokosuka	0	0	3	25,266	0	0	0	0	10.3
Ikego Housing Area	Navy Active	Ikego	39	46,802	0	0	134	2,254,075	0	714	930.6
Iorizaki POL Dep	Navy Active	Sasebo	5	154	0	0	4	7,744	0	56	1,840.1
Itazuke Auxiliary Airfield	Air Force Active	Fukuoka	0	0	0	0	1	30,873	0	6	20.4
Iwo Jima-3181	Navy Active	Iwo Jima Island	0	0	0	0	47	343,833	0	243	361.7
Kachin Hanto Area	Army Active	Kachin Hanto	10	2,589	0	0	6	9,767	0	84	112.0
Kadena AB	Air Force Active	Kadena Air Base Okinawa	1,366	5,556,807	0	0	738	8,120,369	4,906	4,906	8,783.1
Kadena Ammo Storage Annex	Air Force Active	Kadena Air Base Okinawa	334	1,628,548	0	0	83	612,518	6,077	6,077	1,625.1
Kawakami Ammunition Depot	Army Active	Higashi-Hiroshima	70	116,955	0	0	47	229,255	0	644	355.3
Kin Blue Beach - 6020	Marine Corps Active	Onna Okinawa	0	0	0	0	0	0	0	94	3.4
Kisarazu-JGSDF	Navy Active	Kisarazu	2	7,568	0	0	9	250,454	0	513	276.4
Kobi Sho Range-6084	Navy Active	Okinawa Island	0	0	0	0	0	0	0	216	
Koshiba POL Dep-3113	Navy Active	Yokohama	0	0	0	0	0	0	0	326	
Kure Pier 6	Army Active	Kure	9	4,212	0	0	10	62,343	0	4	48.3
Maebata	Navy Active	Sasebo	39	60,362	0	0	43	304,824	0	144	184.5
MCAS Futenma	Marine Corps Active	Futenma Okinawa	216	915,901	0	0	57	1,059,440	0	1,188	1,311.0

* US Locations that do not meet criteria of at least ten (10) Acres AND at least \$10M PRV. US Territories and Non-US Locations that do not meet criteria of at least ten (10) Acres OR at least \$10M PRV.

DEPARTMENT OF DEFENSE
Base Structure Report - As of 30 Sept 2016

SITE	COMPONENT	NAME NEAREST CITY	BUILDINGS						ACRES OWNED	TOTAL ACRES	PRV (\$M)
			OWNED		LEASED		OTHER				
			COUNT	SQFT	COUNT	SQFT	COUNT	SQFT			
MCAS Iwakuni	Marine Corps Active	Iwakuni	138	527,766	0	0	448	6,932,790	0	7,111	4,869.7
MCB Camp S D Butler ASP	Marine Corps Active	Koza	0	0	0	0	3	21,055	0	491	75.9
Misawa AB	Air Force Active	Misawa AFB	178	971,617	0	0	570	7,647,693	0	3,864	7,191.3
Momote Annex	Air Force Active	Unknown	0	0	0	0	3	2,976	0	30	4.1
NAF Atsugi	Navy Active	Atsugi	258	545,681	0	0	274	3,772,862	0	1,237	2,207.3
NAF Misawa	Navy Active	Misawa AFB	71	912,961	0	0	6	3,048	27	27	433.3
Nagasaka Rifle Range	Navy Active	Yokosuka	0	0	0	0	0	0	0	26	
Naha Port	Army Active	Naha	54	328,485	0	0	4	26,831	0	139	357.3
Negishi Dh Area	Navy Active	Yokohama	61	20,348	0	0	237	728,558	0	118	366.7
Okidaito Jima Rng-6088	Navy Active	Okinawa Island	0	0	0	0	0	0	0	283	
Okuma Recreation Annex	Air Force Active	Okuma Okinawa	45	62,537	0	0	2	14,068	135	135	63.8
Owada Communications Station	Air Force Active	Owada	0	0	0	0	1	21,152	0	328	29.6
POL Facilities	Army Active	Yomitan-San	42	32,472	0	0	28	32,405	50	347	733.8
Sagami General Depot	Army Active	Sagamihara	40	85,072	0	0	116	3,258,496	0	528	1,446.8
Sagamihara FH Area	Army Active	Sagamihara	170	42,107	0	0	258	1,273,840	0	149	646.5
Sakibe	Navy Active	Sasebo	7	21,291	0	0	1	8,061	0	32	18.9
Sanno Hotel Tokyo-3185	Navy Active	Tokyo	2	774	0	0	1	229,119	0	2	96.6
Sekibi Sho Range-6085	Navy Active	Okinawa Island	0	0	0	0	0	0	0	10	
Tama Service Annex	Air Force Active	Tana	13	12,306	0	0	38	101,449	0	483	93.1
Tengan Pier-6028	Navy Active	Tengan	6	9,743	0	0	0	0	0	8	73.3
Tokorozawa Transmitter Site	Air Force Active	Tokorosana	7	59,913	0	0	0	0	0	320	39.9
Tori Shima Air Range	Air Force Active	Okinawa Island	0	0	0	0	0	0	10	10	0.0
Torii Station	Army Active	Yomitan-San	151	866,555	0	0	33	343,344	28	505	766.9
Tsurumi POL Dep	Navy Active	Yokohama	21	11,349	0	0	20	56,841	0	48	184.6
Ulibaru	Marine Corps Active	White Beach Nav Inst	0	0	0	0	0	0	0	63	
Urago Ordinance	Navy Active	Yokosuka	13	18,822	0	0	29	177,583	0	61	146.2
White Beach	Navy Active	White Beach Nav Inst	71	161,916	0	0	11	144,955	0	290	269.6
Yokohama No Dock	Navy Active	Yokohama	8	83,621	0	0	6	271,464	0	9	115.8
Yokohama North Dock	Army Active	Yokohama	19	12,726	0	0	58	567,374	0	121	535.8
Yokose POL Dep	Navy Active	Sasebo	10	2,143	0	0	25	139,469	0	168	3,690.1
Yokota AB	Air Force Active	Yokota AFB	103	449,355	0	0	605	9,510,080	0	1,750	6,146.3
* OTHER SITE(S) : 23			29	47,693	1	5,596	17	56,034	12	25	79.9

* US Locations that do not meet criteria of at least ten (10) Acres AND at least \$10M PRV. US Territories and Non-US Locations that do not meet criteria of at least ten (10) Acres OR at least \$10M PRV.

DEPARTMENT OF DEFENSE
Base Structure Report - As of 30 Sept 2016

SITE	COMPONENT	NAME NEAREST CITY	BUILDINGS						ACRES OWNED	TOTAL ACRES	PRV (\$M)
			OWNED		LEASED		OTHER				
			COUNT	SQFT	COUNT	SQFT	COUNT	SQFT			
Japan Total:			7,279	31,724,381	4	30,863	6,290	84,975,832	12,181	125,471	77,572.8
Kenya											
NSA Bahrain - Kenya	Navy Active	Mombasa	6	19,770	0	0	0	0	0	0	41.7
Kenya Total:			6	19,770	0	0	0	0	0	0	41.7
Kuwait											
Camp Arifjan	Army Active	Unknown	55	251,085	0	0	76	10,095,987	0	0	734.1
* OTHER SITE(S) : 1			0	0	0	0	3	19,363	0	0	2.0
Kuwait Total:			55	251,085	0	0	79	10,115,350	0	0	736.2
Netherlands											
Hendrik Mine	Army Active	Brunssum	3	2,222	0	0	8	628,571	0	0	256.0
Schinnen	Army Active	Schinnen	0	0	92	138,196	0	0	0	0	34.5
Schinnen Emma Mine	Army Active	Schinnen	39	94,638	14	143,150	0	0	0	0	87.0
Volkel AB	Air Force Active	Volkel	3	6,273	0	0	2	20,301	0	0	11.4
* OTHER SITE(S) : 1			1	18,791	0	0	0	0	0	0	3.6
Netherlands Total:			46	121,924	106	281,346	10	648,872	0	0	392.5
Netherlands Antilles											
Davis-Monthan AFB (Curacao)	Air Force Active	Curacao	13	90,868	1	17,224	0	0	0	42	76.6
Netherlands Antilles Total:			13	90,868	1	17,224	0	0	0	42	76.6
Norway											
Stavanger Admin Office	Air Force Active	Stavanger	1	4,550	0	0	2	21,836	0	0	11.1
* OTHER SITE(S) : 1			0	0	1	3,628	0	0	0	0	1.0
Norway Total:			1	4,550	1	3,628	2	21,836	0	0	12.1
Oman											
Masirah Island Mpt Site 1	Air Force Active	Unknown	0	0	0	0	0	0	0	3,000	
SEEB MPT Site 1	Air Force Active	Seeb	1	21,744	0	0	21	243,344	0	3,000	157.5
Thumrait MAP	Air Force Active	Unknown	0	0	0	0	0	0	0	3,000	
* OTHER SITE(S) : 1			7	28,559	0	0	0	0	0	0	9.7
Oman Total:			8	50,303	0	0	21	243,344	0	9,000	167.2

* US Locations that do not meet criteria of at least ten (10) Acres AND at least \$10M PRV. US Territories and Non-US Locations that do not meet criteria of at least ten (10) Acres OR at least \$10M PRV.

DEPARTMENT OF DEFENSE
Base Structure Report - As of 30 Sept 2016

SITE	COMPONENT	NAME NEAREST CITY	BUILDINGS						ACRES OWNED	TOTAL ACRES	PRV (\$M)
			OWNED		LEASED		OTHER				
			COUNT	SQFT	COUNT	SQFT	COUNT	SQFT			
Peru											
Naval Medical Research Center Det Lima Peru	Navy Active	Lima	4	7,574	0	0	2	38,074	0	0	20.3
* OTHER SITE(S) : 1			3	2,601	0	0	2	5,940	0	0	3.2
Peru Total:			7	10,175	0	0	4	44,014	0	0	23.6
Portugal											
Aqualva Munitions Storage Annex	Air Force Active	Lajes Field	0	0	0	0	0	0	0	68	1.3
Caldeira Ammunition Storage Area	Air Force Active	Lajes Field	3	6,331	0	0	0	0	0	29	4.8
Cinco Picos Globecom Annex	Air Force Active	Lajes Field	2	2,567	0	0	0	0	0	159	9.3
Covadascinzas Petroleum Products Stg Annex	Air Force Active	Lajes Field	0	0	0	0	0	0	0	41	14.0
Lajes Field	Air Force Active	Lajes Field	356	2,562,818	0	0	0	0	0	973	1,643.6
Lajes Water System Annex	Air Force Active	Lajes Field	4	1,270	0	0	0	0	0	1	25.5
Praia Da Victoria Dock Annex	Air Force Active	Lajes Field	14	17,214	0	0	0	0	0	4	45.2
Praia Da Victoria Fuel Storage Annex	Air Force Active	Lajes Field	14	7,640	0	0	0	0	0	53	232.2
Villa Nova Globecom Annex	Air Force Active	Lajes Field	1	1,748	0	0	0	0	0	99	2.3
* OTHER SITE(S) : 9			10	3,325	0	0	2	1,930	0	13	5.5
Portugal Total:			404	2,602,913	0	0	2	1,930	0	1,440	1,983.6
Qatar											
* OTHER SITE(S) : 1			1	8,310	0	0	0	0	0	0	4.0
Qatar Total:			1	8,310	0	0	0	0	0	0	4.0
Romania											
Mihail Kogalniceanu Airfield	Army Active	Unknown	5	52,406	0	0	0	0	0	0	17.7
Mihail Kogalniceanu Main Camp	Army Active	Unknown	9	8,999	0	0	76	295,792	0	0	118.5
NAVSUPPFAC ROMANIA	Navy Active	Unknown	7	95,428	0	0	0	0	0	438	24.8
* OTHER SITE(S) : 1			1	311	0	0	0	0	0	0	0.1
Romania Total:			22	157,144	0	0	76	295,792	0	438	161.1
Saint Helena											
Ascension Auxiliary Airfield	Air Force Active	Ascension Island	130	451,806	0	0	0	0	0	3,463	497.3

* US Locations that do not meet criteria of at least ten (10) Acres AND at least \$10M PRV. US Territories and Non-US Locations that do not meet criteria of at least ten (10) Acres OR at least \$10M PRV.

DEPARTMENT OF DEFENSE
Base Structure Report - As of 30 Sept 2016

SITE	COMPONENT	NAME NEAREST CITY	BUILDINGS						ACRES OWNED	TOTAL ACRES	PRV (\$M)
			OWNED		LEASED		OTHER				
			COUNT	SQFT	COUNT	SQFT	COUNT	SQFT			
Saint Helena Total:			130	451,806	0	0	0	0	0	3,463	497.3
Singapore											
Singapore Area Coordinator	Navy Active	Singapore	1	6,724	95	579,895	52	426,996	0	0	252.8
Singapore Area Coordinator Marina South Pier	Navy Active	Singapore	0	0	0	0	2	32,387	0	0	11.8
Singapore Total:			1	6,724	95	579,895	54	459,383	0	0	264.6
South Korea											
Bayonet Training Area	Army Active	Unknown	0	0	0	0	0	0	0	248	
Camp Ames	Army Active	Unknown	9	18,426	0	0	0	0	0	20	7.1
Camp Carroll	Army Active	Waegwan	279	3,857,532	0	0	0	0	0	495	1,254.2
Camp Carroll	Navy Active	Yechon	0	0	0	0	1	78,606	0	0	14.6
Camp Casey	Army Active	Tong Du Chon	752	4,147,267	0	0	0	0	2	2,830	1,600.2
Camp Castle	Army Active	Tong Du Chon	8	65,851	0	0	0	0	1	51	19.3
Camp Eagle	Army Active	Wonju	69	444,544	0	0	0	0	0	113	203.7
Camp Henry	Army Active	Taegu	121	790,784	150	238,350	2	3,782	1	59	345.7
Camp Henry (Brooklyn Hill)	Army Active	Yongsan	10	3,265	0	0	0	0	0	34	3.1
Camp Henry (Dartboard Site)	Army Active	Unknown	2	1,672	0	0	0	0	0	10	2.4
Camp Henry (Pier 8)	Army Active	Pusan	13	102,701	0	0	0	0	0	11	65.9
Camp Hovey	Army Active	Camp Hovey	230	1,635,770	0	0	0	0	0	763	585.6
Camp Humphreys	Army Active	Pyeongtack	521	9,811,638	4	379,836	3	5,403	0	2,121	3,916.6
Camp Humphreys (High Point)	Army Active	Chechon	1	517	0	0	0	0	0	10	1.5
Camp Humphreys (Richmond)	Army Active	Taejon	1	480	0	0	0	0	0	14	1.8
Camp Jackson	Army Active	Uijong Bu	55	183,093	0	0	0	0	0	406	61.0
Camp Kwangsa Ri	Army Active	Yongju	15	35,750	0	0	4	8,000	0	31	17.9
Camp Long	Army Active	Wonju	124	307,974	0	0	3	6,260	0	84	123.5
Camp Market	Army Active	Inchon	67	560,428	0	0	39	581,214	0	119	287.3
Camp Mu Juk	Marine Corps Active	Pohang	21	74,922	0	0	26	216,709	0	88	87.8
Camp Red Cloud	Army Active	Uijong Bu	265	1,421,683	0	0	0	0	0	207	524.5
Camp Red Cloud (Bullseye 01)	Army Active	Yongchon	100	265,191	0	0	0	0	0	2,204	131.5
Camp Red Cloud (Bullseye 02)	Army Active	Paju	0	0	0	0	0	0	0	255	1.9
Camp Stanley	Army Active	Uijong Bu	325	1,604,571	0	0	0	0	0	605	571.2
Camp Walker	Army Active	Taegu	212	1,119,214	0	0	0	0	1	195	400.5
Camp Yongin	Army Active	Yongin	7	45,916	0	0	3	9,398	0	8	21.6

* US Locations that do not meet criteria of at least ten (10) Acres AND at least \$10M PRV. US Territories and Non-US Locations that do not meet criteria of at least ten (10) Acres OR at least \$10M PRV.

DEPARTMENT OF DEFENSE
Base Structure Report - As of 30 Sept 2016

SITE	COMPONENT	NAME NEAREST CITY	BUILDINGS						ACRES OWNED	TOTAL ACRES	PRV (\$M)
			OWNED		LEASED		OTHER				
			COUNT	SQFT	COUNT	SQFT	COUNT	SQFT			
Chang San	Army Active	Pusan	0	0	0	0	0	0	2	26	1.6
DRMO APO	Army Active	Kimchon	7	126,524	0	0	0	0	24	24	39.9
Far East Dist Engr	Army Active	Seoul	32	78,198	0	0	15	110,267	0	11	74.1
Fleet Activities Chinhae	Navy Active	Chinhae	174	399,455	0	0	1	38,214	0	91	145.0
Gun Training Area	Army Active	Unknown	0	0	0	0	0	0	0	123	
H220 Heliport	Army Active	Tong Du Chon	53	236,593	0	0	0	0	0	52	83.2
K-16 AB	Army Active	Songnam	71	582,140	1	140,657	3	55,080	0	205	306.8
Kamaksan ASA	Army Active	Unknown	9	6,544	0	0	0	0	0	48	4.7
Kimhae Storage Annex	Air Force Active	Kimhae	38	363,498	0	0	1	51,333	0	105	212.4
Kunsan AB	Air Force Active	Kunsan	366	2,886,081	0	0	38	664,055	0	2,549	1,953.3
Kunsan POL Terminal Site	Army Active	Kunsan	4	5,828	0	0	0	0	0	17	23.6
Kwang-Ju AB	Air Force Active	Kwangju	101	636,443	0	0	1	20,000	0	511	522.4
Madison Site	Army Active	Unknown	12	8,549	0	0	0	0	0	22	9.8
Masan Ammunition Depot	Army Active	Masan	13	45,429	0	0	0	0	0	464	21.1
Niblo Barracks	Army Active	Seoul	16	29,204	0	0	2	6,345	0	7	13.6
Osan AFB	Air Force Active	Osan AFB	391	5,646,444	0	0	66	1,612,185	0	1,523	3,488.2
Osan Ni Ammunition Storage Annex	Air Force Active	Osan	21	74,502	0	0	0	0	0	603	41.1
Osan Site 2	Air Force Active	Osan AFB	0	0	0	0	3	1,495	0	59	38.0
Osan Site 3	Air Force Active	Osan AFB	0	0	0	0	0	0	0	445	2.4
Pil-Sung Air Range	Air Force Active	Pil-Sung	10	18,560	0	0	2	24,676	0	27	16.7
Pohang	Navy Active	Pohang	11	67,728	0	0	56	143,585	0	3	139.8
Pusan Storage Facility	Army Active	Pusan	57	381,781	0	0	0	0	0	66	128.6
Pyongtaek Cpx Area	Army Active	Pyong Taek	4	4,432	0	0	0	0	0	7,640	6.2
Retreat Center	Army Active	Seoul	16	25,746	0	0	0	0	0	5	11.2
ROK Navy Base	Navy Active	Chinhae	2	16,454	0	0	0	0	0	0	72.2
Shinbuk Relay	Army Active	Unknown	5	5,024	0	0	0	0	0	13	10.4
Sungnam Golf Course	Army Active	Songnam	9	14,879	0	0	4	47,151	0	230	31.1
Suwon AB	Air Force Active	Suwon	42	139,406	0	0	63	589,118	0	267	541.0
Swiss and Swed Camp Mac HQ	Army Active	Munsan	24	31,798	0	0	0	0	0	0	13.2
Taegu AB	Air Force Active	Taegu	144	747,825	0	0	1	18,765	0	698	727.2
Taegu Storage Area	Army Active	Taegu	9	49,962	0	0	0	0	0	2	10.7
Tango	Army Active	Songnam	34	185,755	0	0	11	78,706	0	241	104.3
Watkins Range	Army Active	Unknown	0	0	0	0	0	0	0	13	
Yechon	Navy Active	Yechon	2	253	0	0	29	81,790	0	0	97.0

* US Locations that do not meet criteria of at least ten (10) Acres AND at least \$10M PRV. US Territories and Non-US Locations that do not meet criteria of at least ten (10) Acres OR at least \$10M PRV.

DEPARTMENT OF DEFENSE
Base Structure Report - As of 30 Sept 2016

SITE	COMPONENT	NAME NEAREST CITY	BUILDINGS						ACRES OWNED	TOTAL ACRES	PRV (\$M)
			OWNED		LEASED		OTHER				
			COUNT	SQFT	COUNT	SQFT	COUNT	SQFT			
Yong Pyong	Army Active	Yong Pyong	115	257,282	0	0	0	0	0	3,346	473.8
Yongsan Garrison	Army Active	Seoul	805	5,008,173	39	546,723	191	959,696	0	625	3,226.9
Yongsan Garrison	Navy Active	Yongsan	17	61,231	0	0	0	0	0	0	18.6
* OTHER SITE(S) : 14			50	94,938	0	0	4	37,334	6	44	51.3
South Korea Total:			5,871	44,735,848	194	1,305,566	572	5,449,167	37	31,086	22,911.4
Spain											
Moron AB	Air Force Active	Moran AB	155	825,768	0	0	0	0	0	2,808	626.2
NS Rota	Navy Active	Rota	864	4,068,222	0	0	0	0	0	5,962	2,201.2
* OTHER SITE(S) : 2			1	2,596	0	0	1	6,335	0	1	3.0
Spain Total:			1,020	4,896,586	0	0	1	6,335	0	8,771	2,830.4
Turkey											
Ankara Administration Office	Air Force Active	Ankara	23	152,076	0	0	0	0	14	14	50.2
Batman AB	Air Force Active	Batman	0	0	0	0	13	28,176	0	0	24.0
Cigli AB	Air Force Active	Izmir	0	0	0	0	19	148,127	0	0	40.2
Incirlik AB	Air Force Active	Adana	713	4,269,837	0	0	1	7,600	0	3,336	3,050.0
Izmir AS	Air Force Active	Izmir	0	0	2	49,496	0	0	0	0	14.0
Kurecik	Army Active	Malatya	0	0	0	0	9	27,507	0	0	12.1
Mus AB	Air Force Active	Batman	0	0	0	0	12	25,239	0	0	18.4
Yumurtalik Petroleum Prod Storage Annex	Air Force Active	Yumurtalik	0	0	0	0	0	0	36	142	
* OTHER SITE(S) : 7			2	320	18	40,115	7	112,980	1	1	24.5
Turkey Total:			738	4,422,233	20	89,611	61	349,629	51	3,493	3,233.5
United Arab Emirates											
NSA Bahrain - Jebel Ali	Navy Active	Dubai	4	4,953	30	102,201	0	0	0	36	92.5
* OTHER SITE(S) : 1			0	0	4	16,562	0	0	0	0	8.2
United Arab Emirates Total:			4	4,953	34	118,763	0	0	0	36	100.7
United Kingdom											
Blenheim Crescent	Air Force Active	Unknown	4	23,222	0	0	1	24,636	0	0	21.4
Eriswell FH Annex	Air Force Active	Lakenheath	0	0	66	331,478	0	0	0	62	86.6
RAF Alconbury	Air Force Active	Cambridge	165	974,489	0	0	13	193,006	0	218	462.3

* US Locations that do not meet criteria of at least ten (10) Acres AND at least \$10M PRV. US Territories and Non-US Locations that do not meet criteria of at least ten (10) Acres OR at least \$10M PRV.

DEPARTMENT OF DEFENSE
Base Structure Report - As of 30 Sept 2016

SITE	COMPONENT	NAME NEAREST CITY	BUILDINGS						ACRES OWNED	TOTAL ACRES	PRV (\$M)
			OWNED		LEASED		OTHER				
			COUNT	SQFT	COUNT	SQFT	COUNT	SQFT			
RAF Barford St John Transmitter Annex	Air Force Active	Banbury	1	22,006	0	0	0	0	0	476	23.1
RAF Bicester	Air Force Active	Paynes End	255	224,320	0	0	78	101,872	0	35	89.0
RAF Croughton	Air Force Active	Northamptonshire	118	647,038	0	0	18	169,291	0	694	431.9
RAF Ely Family Housing Annex	Air Force Active	Ely	0	0	0	0	58	139,221	0	18	62.4
RAF Fairford	Air Force Active	Fairford	94	405,361	0	0	73	465,273	0	1,170	919.7
RAF Feltwell	Air Force Active	Feltwell	72	414,444	0	0	159	888,199	0	305	487.3
RAF Lakenheath	Air Force Active	Lakenheath	804	4,124,881	0	0	150	941,065	0	1,879	3,402.5
RAF Menwith Hill	Air Force Active	Harrogate	1	416	0	0	151	1,111,931	0	545	597.4
RAF Mildenhall	Air Force Active	Mildenhall	265	1,665,756	0	0	146	1,209,841	0	1,163	1,793.5
RAF Molesworth	Air Force Active	Cambridge	60	179,014	0	0	30	289,859	0	659	255.5
RAF Molesworth Storage Annex 12	Air Force Active	Cambridge	2	30,988	0	0	0	0	0	37	12.7
RAF Oakhanger	Air Force Active	Unknown	3	13,204	0	0	0	0	0	0	11.2
RAF Welford Ammo Storage Area	Air Force Active	Welford	78	232,049	0	0	191	446,537	0	806	435.2
* OTHER SITE(S) : 9			5	7,276	1	799	54	84,760	0	8	33.6
United Kingdom Total:			1,927	8,964,464	67	332,277	1,122	6,065,491	0	8,075	9,125.4
Overseas Total:			30,183	156,314,016	3,206	16,870,161	14,217	176,766,642	12,271	491,765	198,225
Worldwide Totals:			170,065	1,664,710,117	4,446	38,961,676	95,741	487,533,480	8,625,573	27,109,248	1,020,023

* US Locations that do not meet criteria of at least ten (10) Acres AND at least \$10M PRV. US Territories and Non-US Locations that do not meet criteria of at least ten (10) Acres OR at least \$10M PRV.

DEPARTMENT OF DEFENSE - Army
Base Structure Report - As of 30 Sept 2016

SITE	COMPONENT	NAME NEAREST CITY	BUILDINGS						ACRES OWNED	TOTAL ACRES	PRV (\$M)
			OWNED		LEASED		OTHER				
			COUNT	SQFT	COUNT	SQFT	COUNT	SQFT			
Alabama											
Allen Stagefield	Army Active	Wiksburg	4	3,563	0	0	1	44	124	124	32.9
Anniston Army Depot	Army Active	Anniston	1,806	9,625,542	0	0	0	0	15,282	15,322	2,862.0
Bill Nichols USARC/ECS	Army Reserve	Anniston	3	64,785	0	0	0	0	17	17	17.3
Cairns Basefield	Army Active	Daleville	65	552,268	0	0	4	1,107	1,316	1,342	323.4
Fort McClellan ARNG Training Center	Army Guard	Anniston	126	844,722	0	0	0	0	315	315	211.4
Fort Rucker	Army Active	Fort Rucker	671	5,299,418	4	9,800	1,221	3,445,925	57,928	58,727	2,666.7
Goldberg Stagefield	Army Active	Ozark	5	6,076	0	0	0	0	99	101	27.0
Highbluff Stagefield	Army Active	Hartford	4	3,811	0	0	1	44	190	191	28.3
Horace B Hanson USARC	Army Reserve	Birmingham	4	99,836	0	0	0	0	14	15	30.1
Hunt Stagefield	Army Active	Ozark	3	5,799	0	0	0	0	134	154	29.8
Louisville Stagefield	Army Active	Louisville	1	4,280	0	0	1	42	101	105	24.4
MOUT Training Site - Fort McClellan	Army Guard	Fort Mc Clellan	2	4,373	0	0	0	0	11	11	13.0
Pelham Range Training Site - Fort McClellan	Army Guard	Alexandria	119	202,397	0	0	0	0	22,316	22,316	139.0
Redstone Arsenal	Army Active	Huntsville	1,396	13,175,762	7	118,627	421	1,101,712	31,229	38,228	6,000.2
Runkle Stagefield	Army Active	Elba	5	4,718	0	0	3	338	235	237	18.4
Skelly Stagefield	Army Active	Kinston	3	6,113	0	0	0	0	164	197	22.5
Stinson Stagefield	Army Active	New Brockton	4	5,213	0	0	0	0	530	550	24.4
Toth Stagefield	Army Active	Dothan	3	5,039	0	0	1	220	125	128	34.8
Tuscaloosa MD	Army Reserve	Tuscaloosa	2	84,516	0	0	0	0	15	15	23.7
* OTHER SITE(S) : 55			131	527,088	12	197,001	5	541	324	462	327.2
Alabama Total:			4,357	30,525,318	23	325,428	1,658	4,549,973	130,469	138,560	12,856.6
Alaska											
Black Rapids Training Area	Army Active	Delta Junction	6	39,732	0	0	2	1,302	0	2,781	35.0
Fairbanks Eielson Pipeline	Army Active	Fort Wainwright	0	0	0	0	0	0	0	100	2,353.7
Fort Greely	Army Active	Delta Junction	108	987,433	0	0	91	435,003	0	7,202	1,987.9
Fort Wainwright	Army Active	Fort Wainwright	377	6,435,675	0	0	684	6,119,258	3,396	697,300	9,644.8
Gerstle River Arctic Test Site	Army Active	Fairbanks	0	0	0	0	0	0	0	20,828	16.1
Seward Recreation Area	Army Active	Seward	22	54,975	0	0	0	0	0	12	47.0
Whittier Anchorage Pipeline	Army Active	Whittier	1	416	0	0	0	0	0	331	491.7
Yukon Command TS	Army Active	Fairbanks	12	22,499	0	0	4	808	0	864,769	290.1
* OTHER SITE(S) : 78			147	263,386	7	26,028	25	8,802	6	227,676	641.8
Alaska Total:			673	7,804,116	7	26,028	806	6,565,173	3,402	1,820,999	15,508.0
Arizona											
Camp Navajo	Army Guard	Bellemont	938	3,082,981	0	0	0	0	28,458	28,546	1,184.0
Fort Huachuca	Army Active	Sierra Vista	573	5,318,205	0	0	924	2,401,369	0	15,256	3,001.5

* US Locations that do not meet criteria of at least ten (10) Acres AND at least \$10M PRV. US Territories and Non-US Locations that do not meet criteria of at least ten (10) Acres OR at least \$10M PRV.

DEPARTMENT OF DEFENSE - Army
Base Structure Report - As of 30 Sept 2016

SITE	COMPONENT	NAME NEAREST CITY	BUILDINGS						ACRES OWNED	TOTAL ACRES	PRV (\$M)
			OWNED		LEASED		OTHER				
			COUNT	SQFT	COUNT	SQFT	COUNT	SQFT			
NG Buckeye	Army Guard	Buckeye	11	101,592	0	0	0	0	0	1,481	27.6
NG Florence Military Reservation	Army Guard	Florence	24	170,963	0	0	0	0	6,495	6,495	70.3
NG FMR West	Army Guard	Florence	0	0	0	0	26	83,519	0	60	23.5
NG Papago Military Reservation	Army Guard	Phoenix	62	686,867	0	0	0	0	0	418	256.2
Yuma Proving Ground	Army Active	Yuma	470	1,763,768	0	0	185	517,215	171,109	1,008,913	937.3
* OTHER SITE(S) : 13			16	172,833	3	63,310	0	0	1,680	51,327	73.2
Arizona Total:			2,094	11,297,209	3	63,310	1,135	3,002,103	207,742	1,112,496	5,573.5
Arkansas											
Fort Chaffee MTC	Army Guard	Fort Smith	412	1,807,178	0	0	0	0	64,973	65,305	669.4
Pine Bluff Arsenal	Army Active	White Hall	899	3,484,974	0	0	0	0	14,399	14,465	1,581.1
* OTHER SITE(S) : 16			41	614,564	2	23,345	0	0	32	48	166.5
Arkansas Total:			1,352	5,906,716	2	23,345	0	0	79,405	79,818	2,417.1
California											
BT Collins USARC/OMS/AMSA (G)	Army Reserve	Sacramento	11	214,473	0	0	0	0	38	38	75.8
Fort Hunter Liggett	Army Reserve	Jolon	323	1,350,072	0	0	0	0	115,136	162,773	1,073.2
Fort Ord	Army Active	Seaside	0	0	0	0	0	0	19,468	19,469	152.7
Mare Island USARC/OMS/Marine AMSA	Army Reserve	Vallejo	7	91,230	0	0	0	0	34	34	106.0
Military Ocean Terminal Concord	Army Active	Concord	127	339,083	0	0	2	406	6,419	6,432	679.9
Moffett Community Housing	Army Reserve	Mountain View	2	3,982	0	0	89	635,122	140	140	154.9
MTC-H Camp Roberts	Army Guard	San Miguel	436	1,657,134	0	0	0	0	41,823	41,827	991.6
NG TS MD Los Alamitos	Army Guard	Los Alamitos	153	1,315,115	0	0	0	0	1,568	1,571	733.8
NTC and Fort Irwin	Army Active	Fort Irwin	658	4,120,963	2	9,000	815	3,431,055	21,167	22,154	3,740.5
Parks Reserve Forces Training Area	Army Reserve	Dublin	125	1,199,287	0	0	119	275,061	1,593	1,638	623.0
Presidio Of Monterey	Army Active	Monterey	143	1,998,529	1	6,283	62	154,380	325	456	822.3
Riverbank AAP	Army Active	Modesto	117	752,415	0	0	0	0	167	169	446.9
Sierra Army Depot	Army Active	Herlong Sierra Ord-D	1,067	5,441,849	0	0	0	0	29,808	37,578	1,890.4
Tustin USARC	Army Reserve	Irvine	2	42,213	0	0	0	0	32	32	15.1
* OTHER SITE(S) : 58			256	8,246,444	14	366,869	912	2,190,803	107,743	108,133	2,998.6
California Total:			3,427	26,772,789	17	382,152	1,999	6,686,827	345,462	402,446	14,504.7
Colorado											
Colorado Springs GTA USARC	Army Reserve	Colorado Springs	2	40,297	0	0	0	0	15	15	17.5
Fort Carson	Army Active	Colorado Springs	962	14,507,610	1	315	1,625	5,653,053	134,260	137,411	7,587.3
Joe P Martinez USARC/AMSA	Army Reserve	Denver	3	82,127	0	0	0	0	20	20	26.2
NG Firestone	Army Guard	Longmont	7	81,949	0	0	0	0	11	11	31.0
Peterson AFB A/DACG Site	Army Active	Colorado Springs	3	62,208	0	0	0	0	13	13	22.0

* US Locations that do not meet criteria of at least ten (10) Acres AND at least \$10M PRV. US Territories and Non-US Locations that do not meet criteria of at least ten (10) Acres OR at least \$10M PRV.

DEPARTMENT OF DEFENSE - Army
Base Structure Report - As of 30 Sept 2016

SITE	COMPONENT	NAME NEAREST CITY	BUILDINGS						ACRES OWNED	TOTAL ACRES	PRV (\$M)
			OWNED		LEASED		OTHER				
			COUNT	SQFT	COUNT	SQFT	COUNT	SQFT			
Pinon Canyon	Army Active	Model	42	82,615	0	0	0	0	232,785	235,782	120.4
Pueblo Chemical Depot	Army Active	Pueblo	1,128	5,740,467	0	0	0	0	23,121	23,121	2,106.2
Rocky Mountain Arsenal	Army Active	Commerce City	11	78,673	0	0	0	0	3,752	3,787	131.5
William T. Fitzsimons USARC	Army Reserve	Aurora	5	135,248	0	0	0	0	21	21	42.8
Windsor Army Reserve Center	Army Reserve	Unknown	2	37,276	0	0	0	0	18	19	12.2
* OTHER SITE(S) : 6			4	65,680	0	0	0	0	8	133	22.2
Colorado Total:			2,169	20,914,150	1	315	1,625	5,653,053	394,023	400,333	10,119.3
Connecticut											
Berry-Rosenblatt MD	Army Reserve	West Hartford	2	163,763	0	0	0	0	18	18	52.4
BG John W Middleton USARC	Army Reserve	East Windsor	2	55,080	0	0	0	0	17	61	20.7
Danbury USARC	Army Reserve	Danbury	3	117,455	0	0	0	0	17	17	41.8
Middletown AFRC	Army Reserve	Middletown	4	205,130	0	0	0	0	42	42	70.3
Stratford Army Engine Plant	Army Active	Stratford	41	1,617,959	0	0	0	0	75	75	564.4
* OTHER SITE(S) : 16			20	337,226	9	45,093	0	0	33	74	139.9
Connecticut Total:			72	2,496,613	9	45,093	0	0	203	288	889.6
Delaware											
NEWARK AFRC	Army Reserve	Newark	3	54,364	0	0	0	0	21	21	28.5
NG River Road Training Site	Army Guard	New Castle	31	148,853	0	0	0	0	227	227	41.8
* OTHER SITE(S) : 3			4	39,675	0	0	0	0	10	10	13.0
Delaware Total:			38	242,892	0	0	0	0	257	257	83.2
District of Columbia											
Fort Lesley J McNair	Army Active	Washington, DC	67	1,423,348	0	0	0	0	108	108	504.1
Walter Reed AMC Main Post	Army Active	Washington, DC	40	4,081,806	0	0	3	19,508	78	78	2,234.9
* OTHER SITE(S) : 1			3	6,405	0	0	0	0	16	16	2.6
District of Columbia Total:			110	5,511,559	0	0	3	19,508	202	202	2,741.6
Florida											
1LT Max R. Stover USARC	Army Reserve	St. Petersburg	2	47,510	0	0	0	0	65	66	11.9
C. Lovejoy USARC/AMSA	Army Reserve	Tampa	5	49,682	0	0	0	0	14	14	13.7
Destin Moreno Point	Army Active	Destin	22	59,052	0	0	0	0	13	13	13.9
LTC Luis E. Martinez USARC	Army Reserve	Perrine	2	82,720	0	0	0	0	13	13	21.8
Taft USARC	Army Reserve	Orlando	5	157,485	0	0	0	0	40	40	37.4
US Army Garrison-Miami	Army Active	Miami-Dade	13	655,749	0	0	2	30,419	0	34	259.3
* OTHER SITE(S) : 45			90	1,200,007	12	176,461	0	0	585	696	395.8

* US Locations that do not meet criteria of at least ten (10) Acres AND at least \$10M PRV. US Territories and Non-US Locations that do not meet criteria of at least ten (10) Acres OR at least \$10M PRV.

DEPARTMENT OF DEFENSE - Army
Base Structure Report - As of 30 Sept 2016

SITE	COMPONENT	NAME NEAREST CITY	BUILDINGS						ACRES OWNED	TOTAL ACRES	PRV (\$M)
			OWNED		LEASED		OTHER				
			COUNT	SQFT	COUNT	SQFT	COUNT	SQFT			
Florida Total:			139	2,252,205	12	176,461	2	30,419	730	876	753.9
Georgia											
Athens USARC	Army Reserve	Athens	3	50,671	0	0	0	0	17	17	12.1
Augusta USARC/AMSA 54 (G)	Army Reserve	Augusta	3	37,359	0	0	0	0	10	10	10.2
Camp Frank D. Merrill, Dahlonega	Army Active	Dahlonega	47	135,356	0	0	0	0	282	282	40.8
Fort Benning GA	Army Active	Columbus	1,429	20,735,970	0	0	2,159	7,786,449	179,347	179,353	9,035.0
Fort Gillem	Army Active	Forest Park	47	1,416,818	0	0	1	2,880	440	473	397.3
Fort Gordon	Army Active	Augusta	619	8,007,937	6	243,988	384	1,846,070	54,954	55,597	3,807.5
Fort Gordon Recreation Area	Army Active	Augusta	29	79,637	0	0	1	64	0	814	21.9
Fort Stewart	Army Active	Hinesville	1,432	11,442,875	0	0	1,024	5,211,705	279,154	279,155	5,468.9
General Lucius D. Clay National Guard Center	Army Guard	Marietta	59	761,983	0	0	0	0	80	80	229.3
Hunter Army Airfield	Army Active	Savannah	338	3,508,698	0	0	391	1,452,810	5,378	5,941	1,630.4
Porter Village	Army Active	Dahlonega	0	0	0	0	41	76,560	95	95	12.4
Statham USARC	Army Reserve	Statham	3	52,409	0	0	0	0	16	16	14.2
VTS Catoosa	Army Guard	Tunnel Hill	39	91,108	0	0	0	0	1,630	1,630	36.4
Warner Robins USARC	Army Reserve	Warner Robins	4	41,264	0	0	0	0	15	15	10.1
* OTHER SITE(S) : 18			35	443,750	2	26,947	0	0	306	325	123.3
Georgia Total:			4,087	46,805,834	8	270,935	4,001	16,376,538	521,726	523,803	20,849.9
Hawaii											
NG Kalaeloa	Army Guard	Kapolei	25	656,423	0	0	0	0	292	316	489.4
* OTHER SITE(S) : 27			1,594	15,180,930	3	17,064	3,759	14,429,048	5	5	18,639.9
Hawaii Total:			1,619	15,837,353	3	17,064	3,759	14,429,048	297	321	19,129.3
Idaho											
Idaho Launch Complex	Army Active	Mountain Home	0	0	0	0	0	0	5	45	11.0
NG Edgemoade TS Mountain Home	Army Guard	Mountain Home	8	38,500	0	0	0	0	150	150	14.6
* OTHER SITE(S) : 11			18	133,247	1	24,679	0	0	24	1,201	52.2
Idaho Total:			26	171,747	1	24,679	0	0	178	1,396	77.7
Illinois											
Col P. Schulstad USARC	Army Reserve	Arlington Heights	10	236,560	0	0	0	0	48	49	99.0
Granite City USARC	Army Reserve	Granite City	5	99,064	0	0	0	0	30	30	29.0
Joliet AAP Elwood	Army Active	Wilmington	206	633,641	0	0	0	0	1,703	1,781	287.8
Machesney Park USARC	Army Reserve	Machesney Park	2	37,746	0	0	0	0	15	15	11.3
NG Galesburg Readiness Center	Army Guard	Galesburg	0	0	0	0	3	56,018	0	10	16.2
NG N Riverside (NG Maint Center)	Army Guard	Riverside	20	204,830	0	0	0	0	40	40	65.9

* US Locations that do not meet criteria of at least ten (10) Acres AND at least \$10M PRV. US Territories and Non-US Locations that do not meet criteria of at least ten (10) Acres OR at least \$10M PRV.

DEPARTMENT OF DEFENSE - Army
Base Structure Report - As of 30 Sept 2016

SITE	COMPONENT	NAME NEAREST CITY	BUILDINGS						ACRES OWNED	TOTAL ACRES	PRV (\$M)
			OWNED		LEASED		OTHER				
			COUNT	SQFT	COUNT	SQFT	COUNT	SQFT			
NG Peoria AASF	Army Guard	Peoria	18	155,649	0	0	0	0	0	44	54.4
North Shore Memorial USARC	Army Reserve	Highland Park	2	45,800	0	0	0	0	13	13	18.9
Parkhurst USARC/OMS/DS	Army Reserve	Darien	2	87,595	0	0	0	0	13	13	33.4
Philip H. Sheridan Reserve Center	Army Reserve	Ft Sheridan	27	431,046	0	0	0	0	91	91	154.8
Quincy USARC	Army Reserve	Quincy	3	36,666	0	0	0	0	15	15	12.2
Rock Island Arsenal	Army Active	Rock Island	183	6,646,495	2	4,382	1	20	877	879	2,377.1
Savanna Depot Act	Army Active	Savanna	684	2,799,093	0	0	0	0	15,600	15,602	1,008.4
USAR Joliet Outdoor Training	Army Reserve	Elwood	18	123,343	0	0	0	0	3,585	3,585	55.8
Vietnam Vet Memorial USARC	Army Reserve	Homewood	3	68,887	0	0	0	0	13	14	24.6
* OTHER SITE(S) : 29			36	453,653	4	6,080	2	53,702	1,143	1,161	162.9
Illinois Total:			1,219	12,060,068	6	10,462	6	109,740	23,187	23,342	4,411.5
Indiana											
(Maple Lane) USARC	Army Reserve	South Bend	2	38,476	0	0	0	0	17	17	10.7
Camp Atterbury	Army Guard	Edinburg	452	1,944,800	0	0	11	283,526	33,170	34,423	862.1
Fort Ben Harrison USARC	Army Reserve	Indianapolis	19	504,795	0	0	0	0	138	138	133.4
Fort Benjamin Harrison	Army Active	Lawrence	0	0	0	0	0	0	38	38	51.7
Indiana AAP	Army Active	Charlestown	445	1,686,183	0	0	0	0	1,252	2,811	856.0
James T St Clair USARC	Army Reserve	Jeffersonville	2	51,632	0	0	0	0	11	11	15.7
Jefferson Proving Ground	Army Active	Madison	88	242,799	0	0	0	0	52,153	52,201	124.6
Laporte Co Veterans USARC	Army Reserve	Kingsbury	2	29,500	0	0	0	0	996	1,011	11.9
Lyle J. Thompson USARC	Army Reserve	South Bend	3	57,885	0	0	0	0	0	12	17.9
Michigan City USARC	Army Reserve	Michigan City	3	52,470	0	0	0	0	16	16	26.0
NG Muscatatuck Urban Training Center	Army Guard	Butlerville	48	479,471	1	22,824	1	2,125	0	934	216.1
SGT Charles H. Seston USARC	Army Reserve	Edinburg	2	37,406	0	0	0	0	18	18	11.1
SGT James W. Harlan USARC/AMSA	Army Reserve	Evansville	2	49,521	0	0	0	0	5	16	14.6
* OTHER SITE(S) : 22			16	210,756	5	118,705	2	1,223,549	294	1,650	474.0
Indiana Total:			1,084	5,385,694	6	141,529	14	1,509,200	88,108	93,297	2,825.8
Iowa											
Camp Dodge Johnston TS	Army Guard	Johnston	30	847,238	1	25,540	262	1,301,933	2,083	4,476	754.8
Des Moines Reserve Complex	Army Reserve	Des Moines	12	192,266	0	0	0	0	199	200	53.4
Iowa AAP	Army Active	Middletown	846	3,885,959	0	0	1	1,500	19,011	19,013	1,720.3
Sioux City USARC	Army Reserve	Sioux City	2	36,210	0	0	0	0	12	12	11.1
* OTHER SITE(S) : 29			30	309,072	11	97,174	0	0	25	77	126.3
Iowa Total:			920	5,270,745	12	122,714	263	1,303,433	21,330	23,778	2,665.9

* US Locations that do not meet criteria of at least ten (10) Acres AND at least \$10M PRV. US Territories and Non-US Locations that do not meet criteria of at least ten (10) Acres OR at least \$10M PRV.

DEPARTMENT OF DEFENSE - Army
Base Structure Report - As of 30 Sept 2016

SITE	COMPONENT	NAME NEAREST CITY	BUILDINGS						ACRES OWNED	TOTAL ACRES	PRV (\$M)
			OWNED		LEASED		OTHER				
			COUNT	SQFT	COUNT	SQFT	COUNT	SQFT			
Kansas											
Fort Leavenworth	Army Active	Fort Leavenworth	325	4,500,948	0	0	776	5,334,062	408	5,629	3,166.7
Fort Riley	Army Active	Fort Riley	899	12,164,575	0	0	1,734	7,866,547	77,932	97,112	7,037.1
New Century USARC/ASF	Army Reserve	Gardner	4	91,724	0	0	0	0	16	16	27.7
Topeka Future	Army Reserve	Topeka	2	56,641	0	0	0	0	12	12	99.0
Wichita USARC	Army Reserve	Wichita	3	155,851	0	0	0	0	17	17	40.1
* OTHER SITE(S) : 27			38	342,502	2	17,031	0	0	131	161	126.4
Kansas Total:			1,271	17,312,241	2	17,031	2,510	13,200,609	78,516	102,948	10,497.1
Kentucky											
Blue Grass Army Depot	Army Active	Richmond	1,159	4,125,092	0	0	66	53,100	14,595	14,595	1,561.9
Brooks-Lawler USARC/AMSA	Army Reserve	Fort Thomas	4	52,790	0	0	0	0	12	13	17.8
Fort Campbell	Army Active	Fort Campbell	527	8,554,520	0	0	1,050	4,551,628	32,248	36,739	4,239.7
Fort Knox	Army Active	Middletown	901	11,603,345	0	0	1,476	5,433,715	127,613	127,930	6,507.8
Lexington MD	Army Reserve	Lexington	7	51,806	0	0	0	0	10	12	13.3
NG LTA Artemus	Army Guard	Artemus	12	36,324	0	0	0	0	558	558	14.4
* OTHER SITE(S) : 20			17	184,466	8	76,605	1	313	909	920	73.4
Kentucky Total:			2,627	24,608,344	8	76,605	2,593	10,038,757	175,946	180,766	12,428.3
Louisiana											
England Authority	Army Active	Alexandria	1	50,958	16	93,896	3	39,004	0	256	44.3
Fort Polk	Army Active	Fort Polk	844	7,270,419	0	0	1,496	8,924,486	141,386	240,272	4,755.4
* OTHER SITE(S) : 14			19	296,612	2	21,686	0	0	33	50	97.4
Louisiana Total:			864	7,617,989	18	115,582	1,499	8,963,490	141,419	240,578	4,897.1
Maine											
NG Auburn TS	Army Guard	Auburn	14	86,848	0	0	0	0	154	170	29.5
NG Bangor MD	Army Guard	Bangor	2	76,553	0	0	0	0	160	162	22.7
NG Bangor TS	Army Guard	Bangor	24	368,171	0	0	0	0	43	263	143.3
NG Brunswick NAS TS	Army Guard	Brunswick	6	83,970	0	0	0	0	51	51	27.7
* OTHER SITE(S) : 9			30	100,540	1	22,992	0	0	1,042	1,362	45.3
Maine Total:			76	716,082	1	22,992	0	0	1,451	2,008	268.5
Maryland											
1SGT Adam S Brandt USARC	Army Reserve	Baltimore	6	97,771	0	0	0	0	27	27	34.6
Aberdeen Proving Ground	Army Active	Aberdeen	1,394	15,313,526	0	0	233	1,574,132	76,561	76,793	6,448.6
Blossom Point Research Facility	Army Active	Welcome	45	41,183	0	0	0	0	1,600	1,600	45.2
Curtis Bay - Baltimore	Army Reserve	Baltimore	4	31,387	0	0	0	0	18	18	198.6

* US Locations that do not meet criteria of at least ten (10) Acres AND at least \$10M PRV. US Territories and Non-US Locations that do not meet criteria of at least ten (10) Acres OR at least \$10M PRV.

DEPARTMENT OF DEFENSE - Army
Base Structure Report - As of 30 Sept 2016

SITE	COMPONENT	NAME NEAREST CITY	BUILDINGS						ACRES OWNED	TOTAL ACRES	PRV (\$M)
			OWNED		LEASED		OTHER				
			COUNT	SQFT	COUNT	SQFT	COUNT	SQFT			
Fort Detrick	Army Active	Frederick	222	2,540,751	0	0	318	1,016,866	1,143	1,153	1,640.7
Fort George G Meade	Army Active	Fort Meade	281	5,201,542	10	40,912	1,208	4,785,514	5,061	5,333	2,986.2
Jachman USARC	Army Reserve	Owings Mills	3	48,350	0	0	0	0	9	13	13.9
NG Pvt Henry Costin	Army Guard	Laurel	3	56,225	0	0	0	0	23	23	17.5
USA Adelphi Laboratory Ctr	Army Active	Hyattsville	39	1,134,913	0	0	1	80	207	207	492.4
Walter Reed AMC Forest Glen	Army Active	Silver Spring	40	1,032,332	0	0	0	0	127	128	467.8
Walter Reed AMC Glen Haven	Army Active	Silver Spring	1	6,541	0	0	24	448,086	130	130	89.9
* OTHER SITE(S) : 27			34	334,299	51	91,454	0	0	68	112	129.3
Maryland Total:			2,072	25,838,820	61	132,366	1,784	7,824,678	84,974	85,537	12,564.6
Massachusetts											
94th RRC HQ USARC	Army Reserve	Ayer	2	84,506	0	0	0	0	14	14	27.7
Ayer Armed Forces Reserve Center	Army Reserve	Ayer	3	157,318	0	0	0	0	27	27	59.9
Cpl G M Craig USARC/AMSA	Army Reserve	Brockton	3	70,109	0	0	0	0	28	28	25.0
Devens Reserve Forces Training Area	Army Reserve	Ayer	115	1,536,807	0	0	0	0	288	288	735.2
MTA Camp Edwards	Army Guard	Bourne	147	944,744	0	0	0	0	0	14,712	472.7
NG Rehoboth-TS Nike	Army Guard	Rehoboth	8	38,564	0	0	0	0	15	17	15.5
NG Westfield/Barnes	Army Guard	Westfield	4	67,557	0	0	0	0	0	326	34.0
South Boston Support Activity	Army Reserve	Boston	2	583,529	0	0	0	0	14	14	222.6
US Army Soldier Systems Center Natick	Army Active	Natick	76	806,675	0	0	0	0	78	78	369.0
* OTHER SITE(S) : 26			91	436,770	7	75,054	0	0	874	15,602	175.2
Massachusetts Total:			451	4,726,579	7	75,054	0	0	1,338	31,106	2,136.7
Michigan											
1Lt Robert L Poxon USARC	Army Reserve	Southfield	7	93,497	0	0	0	0	25	25	29.3
CTC Fort Custer Trng Center	Army Guard	Augusta	121	679,980	0	0	0	0	7,788	7,788	289.7
Detroit Arsenal	Army Active	Warren	85	2,053,957	0	0	2	1,054	310	327	995.8
Dr Mary E Walker Mem USARC	Army Reserve	Grand Rapids	2	72,040	0	0	0	0	16	16	24.3
NG Grayling Airfield	Army Guard	Grayling	25	115,513	0	0	0	0	793	833	127.6
Saginaw USARC	Army Reserve	Saginaw	2	37,629	0	0	0	0	13	13	13.0
US Army Garrison Selfridge	Army Active	Harrison Township	9	85,120	0	0	0	0	103	103	32.2
* OTHER SITE(S) : 23			22	360,093	8	314,084	0	0	101	114	238.3
Michigan Total:			273	3,497,828	8	314,084	2	1,054	9,150	9,220	1,750.2
Minnesota											
Arden Hills USARC	Army Reserve	St. Paul	6	180,491	0	0	0	0	54	54	59.4
Fort Snelling USARC/AMSA	Army Reserve	Fort Snelling	8	270,098	0	0	0	0	0	53	91.5

* US Locations that do not meet criteria of at least ten (10) Acres AND at least \$10M PRV. US Territories and Non-US Locations that do not meet criteria of at least ten (10) Acres OR at least \$10M PRV.

DEPARTMENT OF DEFENSE - Army
Base Structure Report - As of 30 Sept 2016

SITE	COMPONENT	NAME NEAREST CITY	BUILDINGS						ACRES OWNED	TOTAL ACRES	PRV (\$M)
			OWNED		LEASED		OTHER				
			COUNT	SQFT	COUNT	SQFT	COUNT	SQFT			
NG Arden Hills Army TS	Army Guard	St. Paul	29	284,419	0	0	1	11,970	1,496	1,496	111.7
Twin Cities AAP	Army Active	St. Paul	67	118,888	0	0	0	0	212	214	99.1
* OTHER SITE(S) : 14			21	222,866	0	0	0	0	43	220	77.8
Minnesota Total:			131	1,076,762	0	0	1	11,970	1,805	2,037	439.5
Mississippi											
CTA Camp McCain	Army Guard	Grenada	100	406,761	0	0	0	0	12,313	12,313	181.6
Jackson MD	Army Reserve	Jackson	4	68,735	0	0	0	0	12	50	16.6
MTA Camp Shelby	Army Guard	Hattiesburg	6	5,884	0	0	1,062	3,965,345	7,530	136,215	1,405.9
* OTHER SITE(S) : 71			44	723,867	49	119,477	0	0	94	279	193.5
Mississippi Total:			154	1,205,246	49	119,477	1,062	3,965,345	19,950	148,858	1,797.6
Missouri											
Belton USARC/AMSA	Army Reserve	Belton	3	10,105	0	0	1	48,296	11	11	18.0
Fort Leonard Wood	Army Active	Fort Leonard Wood	1,245	11,742,983	0	0	1,171	4,505,785	61,034	67,437	6,055.4
Lake City AAP	Army Active	Independence	343	2,975,518	0	0	4	712	3,935	3,950	1,527.8
Lake Of The Ozarks Recreation	Army Active	Linn Creek	18	17,439	0	0	0	0	0	359	27.5
MTA Camp Crowder Neosho	Army Guard	Neosho	51	180,090	0	0	0	0	4,358	4,358	85.4
NG MTA Camp Clark Nevada	Army Guard	Nevada	92	157,006	0	0	6	19,103	620	1,287	100.8
NG Springfield AVCRAD	Army Guard	Springfield	0	0	0	0	6	138,760	0	107	66.8
Springfield MD/AMSA	Army Reserve	Springfield	4	81,899	0	0	0	0	18	18	23.4
St Charles USARC	Army Reserve	St. Charles	20	207,369	0	0	0	0	1,655	1,663	74.4
St Louis 3/Sverdrup USARC	Army Reserve	St. Louis	4	108,573	0	0	0	0	27	27	31.2
St Louis 4/Ord Plant	Army Reserve	St. Louis	5	19,957	0	0	0	0	17	17	18.9
* OTHER SITE(S) : 27			37	324,680	12	80,529	0	0	2,286	2,303	147.2
Missouri Total:			1,822	15,825,619	12	80,529	1,188	4,712,656	73,961	81,539	8,176.9
Montana											
Butte USARC (MD)	Army Reserve	Butte	3	21,011	0	0	0	0	10	10	11.1
MTA Fort Wm Henry Harrison	Army Guard	Helena	113	748,715	0	0	2	13,338	2,942	3,002	267.0
NG Fort Missoula - FMS 02	Army Guard	Missoula	11	70,728	0	0	0	0	17	28	20.6
NG Helena Aviation RC- AASF	Army Guard	Helena	13	225,719	0	0	0	0	60	120	80.3
NG MTA Limestone Hills	Army Guard	Townsend	5	8,128	0	0	3	2,024	0	19,826	41.4
* OTHER SITE(S) : 11			6	57,489	1	18,439	0	0	33	9,643	25.7
Montana Total:			151	1,131,790	1	18,439	5	15,362	3,061	32,629	446.1
Nebraska											
Camp Ashland	Army Guard	Ashland	53	206,352	0	0	0	0	981	981	83.1

* US Locations that do not meet criteria of at least ten (10) Acres AND at least \$10M PRV. US Territories and Non-US Locations that do not meet criteria of at least ten (10) Acres OR at least \$10M PRV.

DEPARTMENT OF DEFENSE - Army
Base Structure Report - As of 30 Sept 2016

SITE	COMPONENT	NAME NEAREST CITY	BUILDINGS						ACRES OWNED	TOTAL ACRES	PRV (\$M)
			OWNED		LEASED		OTHER				
			COUNT	SQFT	COUNT	SQFT	COUNT	SQFT			
Cornhusker AAP	Army Active	Grand Island	15	16,282	1	2,400	0	0	372	372	82.2
Lincoln USARC	Army Reserve	Lincoln	3	55,732	0	0	0	0	10	10	16.2
NG Greenlief TS/UTES	Army Guard	Hastings	131	347,593	0	0	0	0	3,222	3,247	175.3
NG Lincoln AASF/Readiness Center	Army Guard	Lincoln	10	335,772	0	0	0	0	65	65	103.9
NG Mead TS/FMS 06/UTES	Army Guard	Mead	30	193,288	0	0	0	0	1,197	1,197	71.7
* OTHER SITE(S) : 18			7	66,441	4	48,670	0	0	970	1,361	37.0
Nebraska Total:			249	1,221,460	5	51,070	0	0	6,817	7,232	569.4
<u>Nevada</u>											
Hawthorne Army Depot	Army Active	Hawthorne	2,497	9,666,300	0	0	0	0	9,580	147,327	5,379.3
* OTHER SITE(S) : 6			18	298,097	0	0	0	0	0	45	139.3
Nevada Total:			2,515	9,964,397	0	0	0	0	9,580	147,372	5,518.6
<u>New Hampshire</u>											
MD Londonderry	Army Reserve	Londonderry	4	137,329	0	0	0	0	48	82	44.5
Somersworth USARC	Army Reserve	Somersworth	3	56,045	0	0	0	0	15	15	18.1
* OTHER SITE(S) : 5			11	107,100	0	0	0	0	22	23	31.1
New Hampshire Total:			18	300,474	0	0	0	0	84	119	93.8
<u>New Jersey</u>											
Fort Monmouth Main Post	Army Active	Red Bank	315	2,713,459	0	0	1	5,100	869	879	1,006.7
GLOUCESTER TOWNSHIP AFRC	Army Reserve	Blackwood	2	54,508	0	0	0	0	12	12	20.9
Picatinny Arsenal	Army Active	Dover	524	3,348,200	0	0	78	233,613	6,365	7,005	1,863.7
* OTHER SITE(S) : 11			36	413,420	1	40,653	0	0	91	91	164.1
New Jersey Total:			877	6,529,587	1	40,653	79	238,713	7,337	7,987	3,055.4
<u>New Mexico</u>											
Fort Wingate Depot Activity	Army Active	Fort Wingate	798	1,853,485	0	0	0	0	0	17,031	692.3
White Sands Missile Range	Army Active	Las Cruces	1,100	4,516,671	0	0	480	929,326	1,041,752	3,542,862	3,899.1
* OTHER SITE(S) : 14			656	1,627,641	1	22,022	14	7,256	18	5,233	1,831.2
New Mexico Total:			2,554	7,997,797	1	22,022	494	936,582	1,041,770	3,565,126	6,422.5
<u>New York</u>											
Binghamton USARC	Army Reserve	Nichols	3	44,233	0	0	0	0	16	16	19.3
Chili ARC	Army Reserve	Rochester	2	44,281	0	0	0	0	17	17	15.8
Fort Drum	Army Active	Evans Mills	1,250	14,841,418	1	10,672	1,768	8,173,290	124,764	124,765	6,952.7
Fort Hamilton	Army Active	New York City	49	929,380	0	0	29	490,387	417	427	547.8
NG Youngstown TS	Army Guard	Ransomville	53	74,456	0	0	0	0	332	332	42.0

* US Locations that do not meet criteria of at least ten (10) Acres AND at least \$10M PRV. US Territories and Non-US Locations that do not meet criteria of at least ten (10) Acres OR at least \$10M PRV.

DEPARTMENT OF DEFENSE - Army
Base Structure Report - As of 30 Sept 2016

SITE	COMPONENT	NAME NEAREST CITY	BUILDINGS						ACRES OWNED	TOTAL ACRES	PRV (\$M)
			OWNED		LEASED		OTHER				
			COUNT	SQFT	COUNT	SQFT	COUNT	SQFT			
Niagara Falls MD	Army Reserve	Niagara Falls	14	179,803	0	0	0	0	20	20	50.5
Orangeburg USARC	Army Reserve	Orangeburg	7	46,334	0	0	0	0	20	20	20.1
Saugerties USARC	Army Reserve	Saugerties	3	47,476	0	0	0	0	15	15	16.2
SSG Frederick J. III Jr. USARC	Army Reserve	Bullville	7	41,882	0	0	0	0	153	306	13.7
Staten Island USARC	Army Reserve	New York City	5	125,715	0	0	0	0	14	14	51.3
Watervliet Arsenal	Army Active	Troy	71	2,166,233	0	0	0	0	110	110	708.4
West Point Mil Reservation	Army Active	West Point	487	7,769,938	1	19,054	513	2,791,189	16,346	16,347	4,187.6
* OTHER SITE(S) : 43			101	1,669,302	13	140,992	0	0	1,731	1,746	753.3
New York Total:			2,052	27,980,451	15	170,718	2,310	11,454,866	143,953	144,134	13,378.8
North Carolina											
81st RSC - Cary USARC	Army Reserve	Cary	4	67,979	0	0	0	0	0	19	15.8
Camp Dawson	Army Active	Charleston	8	103,206	0	0	0	0	504	512	27.6
Camp Mackall	Army Active	Hoffman	60	391,544	0	0	0	0	7,793	7,793	175.2
Charlotte USARC	Army Reserve	Charlotte	10	85,225	0	0	0	0	11	11	20.8
Fort Bragg	Army Active	Fort Bragg	2,237	32,337,702	0	0	3,512	13,569,958	152,056	152,085	20,379.8
Knightdale USARC	Army Reserve	Knightdale	3	95,678	0	0	0	0	19	21	23.2
Military Ocean Tml Sunny Point	Army Active	Southport	79	249,069	0	0	0	0	10,553	16,291	719.6
Morehead City USARC/AMSA	Army Reserve	Morehead City	5	38,826	0	0	0	0	24	24	13.9
* OTHER SITE(S) : 40			77	559,809	5	9,638	0	0	21	184	144.8
North Carolina Total:			2,483	33,929,037	5	9,638	3,512	13,569,958	170,981	176,940	21,520.8
North Dakota											
NG Grand Forks Armory	Army Guard	Grand Forks	1	90,659	0	0	0	0	0	11	25.5
* OTHER SITE(S) : 8			16	174,368	1	18,344	0	0	8	34	64.8
North Dakota Total:			17	265,027	1	18,344	0	0	8	46	90.3
Ohio											
Cooney USARC/AMSA 165 S-S	Army Reserve	Milan	3	19,700	0	0	0	0	10	10	15.2
Defense Supply Center Columbus	Army Active	Columbus	67	3,855,388	0	0	0	0	532	532	1,387.5
Kings Mills Memorial USARC	Army Reserve	Maineville	5	97,383	0	0	0	0	16	19	25.0
NG Camp Sherman TS	Army Guard	Chillicothe	11	69,377	0	0	0	0	462	465	27.2
NG Defense Supply Center Columbus ARNG Support Center	Army Guard	Columbus	4	218,217	0	0	0	0	40	40	64.7
NG McConnelsville TS	Army Guard	McConnelsville	11	177,113	0	0	0	0	444	444	52.9
NG Rickenbacker (MTA)	Army Guard	Columbus	27	328,647	0	0	0	0	124	124	135.4
NG Toledo	Army Guard	Toledo	1	32,678	0	0	0	0	10	10	10.2
PFC Devin J. Grella USARC/AMSA 3	Army Reserve	North Canton	3	51,366	0	0	0	0	20	20	16.2

* US Locations that do not meet criteria of at least ten (10) Acres AND at least \$10M PRV. US Territories and Non-US Locations that do not meet criteria of at least ten (10) Acres OR at least \$10M PRV.

DEPARTMENT OF DEFENSE - Army
Base Structure Report - As of 30 Sept 2016

SITE	COMPONENT	NAME NEAREST CITY	BUILDINGS						ACRES OWNED	TOTAL ACRES	PRV (\$M)
			OWNED		LEASED		OTHER				
			COUNT	SQFT	COUNT	SQFT	COUNT	SQFT			
Ravenna Training and Log Site	Army Guard	Newton Falls	921	3,483,388	0	0	0	0	21,419	21,427	1,353.4
Rickenbacker USARC	Army Reserve	Columbus	1	114,072	0	0	0	0	24	28	30.4
T.H. Morrow USARC/AMSA 59 S-S	Army Reserve	Cincinnati	3	37,372	0	0	0	0	14	14	10.7
Taylor Station Road USARC	Army Reserve	Blacklick	3	79,980	0	0	0	0	10	10	20.1
Toledo Area USAR	Army Reserve	Monclova	2	71,563	0	0	0	0	0	25	21.8
Trenton USARC	Army Reserve	Trenton	3	45,261	0	0	0	0	20	20	13.9
Twinsburg USARC/AMSA	Army Reserve	Twinsburg	2	113,167	0	0	0	0	24	24	34.3
US Army Joint Sys Mfg Ctr Lima	Army Active	Lima	43	1,620,917	0	0	0	0	369	377	435.8
* OTHER SITE(S) : 34			28	344,560	3	110,461	0	0	212	276	130.5
Ohio Total:			1,138	10,760,149	3	110,461	0	0	23,751	23,866	3,785.2
Oklahoma											
Camp Gruber	Army Guard	Braggs	171	467,206	0	0	0	0	33,027	33,027	270.1
Fort Sill	Army Active	Fort Sill	875	12,924,411	37	420,325	802	2,797,466	42,829	93,829	5,046.2
McAlester AAP	Army Active	McAlester	2,169	9,661,914	0	0	0	0	44,943	44,947	3,607.1
* OTHER SITE(S) : 31			27	308,434	15	51,126	0	0	43	52	105.8
Oklahoma Total:			3,242	23,361,964	52	471,451	802	2,797,466	120,842	171,854	9,029.2
Oregon											
NG Bend Cotef	Army Guard	Bend	1	73,694	0	0	0	0	0	160	31.7
NG Biak Training Center	Army Guard	Powell Butte	3	33,580	0	0	11	29,116	0	150	37.3
NG Camp Adair Corvallis	Army Guard	Corvallis	10	17,438	0	0	0	0	527	527	20.4
Umatilla Chem Depot	Army Active	Hermiston	1,222	3,514,074	0	0	0	0	16,731	19,404	1,613.7
* OTHER SITE(S) : 9			5	32,255	1	23,663	0	0	18	9,317	19.5
Oregon Total:			1,241	3,671,041	1	23,663	11	29,116	17,276	29,559	1,722.5
Pennsylvania											
Bristol Veterans Mem USARC	Army Reserve	Bristol	4	100,050	0	0	0	0	16	16	31.0
Carlisle Barracks	Army Active	Carlisle	96	1,116,495	0	0	134	692,609	451	451	740.5
Chap L J Sabalis Mem USARC	Army Reserve	Wilkes Barre	5	91,055	0	0	0	0	20	20	28.9
Charles E Kelly Support Facility	Army Active	Oakdale	26	139,115	0	0	0	0	117	119	42.5
Defense Distrib Depot Susq	Army Active	New Cumberland	136	7,437,266	0	0	1	18	848	856	1,206.9
Edgemont USARC / AMSA	Army Reserve	Edgemont	10	149,026	0	0	0	0	43	44	56.6
Erie County USARC	Army Reserve	Fairview	3	43,378	0	0	0	0	15	15	23.6
Fort Indiantown Gap	Army Guard	Annville	639	3,663,907	0	0	9	37,995	17,203	17,203	1,456.9
Greencastle USARC / AMSA	Army Reserve	Greencastle	6	39,536	0	0	0	0	27	31	13.8
Johnstown Aviation Support Fac	Army Reserve	Johnstown	20	373,940	0	0	0	0	0	114	163.2
Letterkenny Army Depot	Army Active	Chambersburg	1,336	5,324,795	20	1,359,567	1	3,740	18,232	18,286	2,239.7
Lewisburg MD	Army Reserve	Danville	5	84,487	0	0	0	0	19	19	28.8

* US Locations that do not meet criteria of at least ten (10) Acres AND at least \$10M PRV. US Territories and Non-US Locations that do not meet criteria of at least ten (10) Acres OR at least \$10M PRV.

DEPARTMENT OF DEFENSE - Army
Base Structure Report - As of 30 Sept 2016

SITE	COMPONENT	NAME NEAREST CITY	BUILDINGS						ACRES OWNED	TOTAL ACRES	PRV (\$M)
			OWNED		LEASED		OTHER				
			COUNT	SQFT	COUNT	SQFT	COUNT	SQFT			
North Penn USARC	Army Reserve	Norristown	3	52,434	0	0	0	0	20	20	18.7
Reading USARC / AMSA 116	Army Reserve	Reading	2	32,533	0	0	0	0	10	11	11.8
Scanton MD	Army Reserve	Scranton	5	130,790	0	0	0	0	26	26	38.0
Scranton AAP	Army Active	Scranton	8	423,192	0	0	1	20	15	15	175.1
State College/Bellefonte USARC	Army Reserve	Bellefonte	2	34,175	0	0	0	0	21	21	11.6
T/SGT Vernon McGarity USARC	Army Reserve	Coraopolis	7	217,169	0	0	0	0	3	28	64.5
Tobyhanna Army Depot	Army Active	Tobyhanna	155	4,554,931	0	0	0	0	1,332	1,337	1,210.4
* OTHER SITE(S) : 76			127	1,082,137	15	132,248	0	0	972	18,798	430.5
Pennsylvania Total:			2,595	25,090,411	35	1,491,815	146	734,382	39,389	57,430	7,993.1
Rhode Island											
NG Camp Fogarty TS	Army Guard	East Greenwich	37	351,653	0	0	0	0	374	374	143.5
Ng Coventry	Army Guard	Coventry	14	57,478	0	0	1	100	0	33	20.2
NG N Smithfield	Army Guard	Slatersville	7	22,209	0	0	0	0	27	35	10.6
Usar Center Cranston	Army Reserve	Cranston	1	63,773	0	0	0	0	0	20	19.8
* OTHER SITE(S) : 9			15	190,348	3	4,716	0	0	114	116	68.6
Rhode Island Total:			74	685,461	3	4,716	1	100	515	578	262.7
South Carolina											
Fort Jackson	Army Active	Columbia	901	11,238,886	1	0	378	994,338	51,838	51,900	3,512.0
* OTHER SITE(S) : 18			66	378,353	1	29,980	0	0	39	63	112.2
South Carolina Total:			967	11,617,239	2	29,980	378	994,338	51,877	51,963	3,624.2
South Dakota											
MSG Woodrow Wilson Keeble MD	Army Reserve	Sioux Falls	3	59,874	0	0	0	0	14	14	16.7
* OTHER SITE(S) : 8			17	170,093	0	0	7	49,404	391	510	61.4
South Dakota Total:			20	229,967	0	0	7	49,404	404	523	78.1
Tennessee											
Chattanooga USARC	Army Reserve	Chattanooga	4	54,542	0	0	0	0	148	148	10.6
Fort Campbell TN	Army Active	Clarksville	638	6,192,625	0	0	1,118	3,407,148	73,181	73,269	2,985.7
Hewgley USARC	Army Reserve	Knoxville	2	56,482	0	0	0	0	32	32	14.3
Holston AAP	Army Active	Kingsport	482	2,337,882	0	0	4	18,756	6,049	6,075	1,088.6
Lyell MD/AMSA	Army Reserve	Nashville	7	103,710	0	0	0	0	14	14	27.3
Milan AAP	Army Active	Milan	1,444	3,744,189	0	0	3	10,031	22,419	22,688	1,897.8
NG VTS John Sevier	Army Guard	Knoxville	14	19,323	0	0	0	0	126	126	10.6
NG VTS Milan	Army Guard	Milan	69	237,955	0	0	0	0	2,428	2,428	88.2
* OTHER SITE(S) : 25			64	852,908	8	56,355	12	89,843	1,476	1,529	300.6

* US Locations that do not meet criteria of at least ten (10) Acres AND at least \$10M PRV. US Territories and Non-US Locations that do not meet criteria of at least ten (10) Acres OR at least \$10M PRV.

DEPARTMENT OF DEFENSE - Army
Base Structure Report - As of 30 Sept 2016

SITE	COMPONENT	NAME NEAREST CITY	BUILDINGS						ACRES OWNED	TOTAL ACRES	PRV (\$M)
			OWNED		LEASED		OTHER				
			COUNT	SQFT	COUNT	SQFT	COUNT	SQFT			
Tennessee Total:			2,724	13,599,616	8	56,355	1,137	3,525,778	105,874	106,310	6,423.8
Texas											
Austin Memorial MD	Army Guard	Austin	3	72,525	0	0	0	0	11	13	18.0
Camp Stanley Stor Actv	Army Active	Boerne	185	678,428	0	0	0	0	4,004	4,004	190.0
Camp Swift	Army Guard	Bastrop	114	253,886	0	0	0	0	6,253	6,253	104.6
Conroe USARC/ASF	Army Reserve	Conroe	6	110,535	0	0	0	0	0	46	43.5
Ellington Field MD	Army Reserve	Houston	9	391,535	0	0	0	0	54	54	97.0
Fort Bliss	Army Active	El Paso	1,222	20,751,338	298	552,572	2,917	8,435,320	344,165	1,332,807	9,529.0
Fort Hood	Army Active	Killeen	1,969	23,069,044	0	0	3,401	12,397,771	212,619	218,025	19,090.5
Fort Wolters	Army Guard	Mineral Wells	66	143,970	0	0	0	0	3,985	3,988	72.6
Fort Worth MD/OMS/Storage	Army Reserve	Fort Worth	14	99,792	0	0	0	0	247	250	23.0
Grand Prairie Reserve Complex	Army Reserve	Grand Prairie	36	649,677	0	0	0	0	34	34	146.8
Lone Star AAP	Army Active	Texarkana	0	0	0	0	0	0	694	705	41.0
Longhorn AAP	Army Active	Amarillo	10	8,250	0	0	0	0	1,580	1,580	52.5
NG Laredo	Army Guard	Laredo	3	41,388	0	0	0	0	10	10	11.1
NG Saginaw	Army Guard	Fort Worth	31	262,079	0	0	0	0	150	150	65.9
NG Temple	Army Guard	Temple	6	62,200	0	0	0	0	20	20	15.9
Red River Army Depot	Army Active	Texarkana	950	7,227,086	22	418,464	13	37,598	14,497	14,498	1,678.4
Round Rock MD	Army Reserve	Round Rock	4	125,005	0	0	0	0	17	17	30.4
San Marcos MD	Army Reserve	San Marcos	6	151,334	0	0	0	0	30	30	38.0
Seagoville USARC	Army Reserve	Seagoville	13	236,420	0	0	0	0	206	206	69.2
Tyler AFRC	Army Reserve	Tyler	4	112,852	0	0	0	0	26	26	32.6
* OTHER SITE(S) : 59			107	1,077,090	10	210,165	6	46,094	49	7,278	367.3
Texas Total:			4,758	55,524,434	330	1,181,201	6,337	20,916,783	588,651	1,589,994	31,717.3
Utah											
Deseret Chemical Depot	Army Active	Stockton	314	1,201,147	0	0	0	0	19,435	19,437	577.5
Dugway Proving Ground	Army Active	Dugway	537	2,126,969	1	2,880	5	82,232	19,830	852,568	2,490.5
Fort Douglas MD Complex	Army Reserve	Salt Lake City	21	403,159	0	0	0	0	7	165	119.2
Frank M. Browning USARC	Army Reserve	Ogden	7	75,713	0	0	0	0	152	152	25.9
Green River Test Complex	Army Active	Las Cruces	31	52,362	0	0	0	0	1,003	2,628	56.2
MTA-L Camp Williams	Army Guard	Riverton	131	105,420	0	0	168	1,143,312	4,436	44,988	454.6
NG Saint George/FMS	Army Guard	St. George	9	60,957	0	0	0	0	0	70	19.6
Tooele Army Depot	Army Active	Tooele	1,048	2,625,439	20	664,116	0	0	19,792	23,894	1,890.1
* OTHER SITE(S) : 9			27	618,987	2	20,880	0	0	8	14	185.1
Utah Total:			2,125	7,270,154	23	687,876	173	1,225,544	64,662	943,917	5,818.6
Vermont											
NG TS Ethan Allen Range	Army Guard	Jericho	122	345,172	0	0	6	13,863	11,157	11,157	181.1

* US Locations that do not meet criteria of at least ten (10) Acres AND at least \$10M PRV. US Territories and Non-US Locations that do not meet criteria of at least ten (10) Acres OR at least \$10M PRV.

DEPARTMENT OF DEFENSE - Army
Base Structure Report - As of 30 Sept 2016

SITE	COMPONENT	NAME NEAREST CITY	BUILDINGS						ACRES OWNED	TOTAL ACRES	PRV (\$M)
			OWNED		LEASED		OTHER				
			COUNT	SQFT	COUNT	SQFT	COUNT	SQFT			
Rutland AFRC	Army Reserve	Rutland	3	77,062	0	0	0	0	13	16	24.4
White River Junction AFRC	Army Reserve	White River Jctn	5	63,453	0	0	0	0	18	23	22.7
* OTHER SITE(S) : 7			52	494,489	0	0	0	0	12	39	174.0
Vermont Total:			182	980,175	0	0	6	13,863	11,199	11,234	402.2
Virginia											
Arlington National Cemetery	Army Active	Arlington	28	151,796	0	0	1	1,740	558	558	76.1
Bedford, VA USARC	Army Reserve	Bedford	4	53,854	0	0	0	0	20	20	16.1
Defense General Supply Center	Army Active	Richmond	67	4,126,668	0	0	0	0	595	622	776.4
Fort A P Hill	Army Active	Bowling Green	415	1,487,614	0	0	105	20,223	75,788	75,813	1,008.7
Fort Belvoir	Army Active	Fort Belvoir	428	10,475,078	0	0	951	3,948,042	8,334	8,596	13,319.9
Fort Lee	Army Active	Fort Lee	395	9,868,610	0	0	753	2,482,697	5,678	5,744	3,357.6
Fort Monroe	Army Active	Hampton	72	468,673	0	0	0	0	565	565	126.4
Fort Myer	Army Active	Arlington	170	2,407,320	0	0	4	50,687	390	391	733.7
Fort Pickett, ARNG MTC	Army Guard	Blackstone	451	2,164,136	0	0	0	0	60,865	62,334	874.8
Mark Center	Army Active	Alexandria	9	1,945,808	0	0	0	0	16	16	743.9
NG Army Guard Readiness Center	Army Guard	Arlington	3	463,710	0	0	0	0	15	15	93.9
NG Camp Pendleton SMR	Army Guard	Virginia Beach	0	0	0	0	126	349,852	0	237	93.7
Radford AAP	Army Active	Radford	1,124	4,024,639	0	0	0	0	6,806	6,832	1,956.1
* OTHER SITE(S) : 27			95	3,554,377	3	1,290	1	960	172	181	4,591.1
Virginia Total:			3,261	41,192,281	3	1,290	1,941	6,854,201	159,801	161,924	27,768.4
Washington											
AMSA 137	Army Reserve	Tacoma	4	69,266	0	0	0	0	0	13	57.1
Fort Lawton USAR Complex	Army Reserve	Seattle	10	117,663	0	0	0	0	46	47	40.8
Fort Lewis	Army Active	Tacoma	2,099	25,198,467	0	0	3,602	10,057,882	85,749	86,214	14,210.0
Grant Training Annex	Army Active	Moses Lake	0	0	0	0	0	0	0	960	37.9
Marysville MD	Army Reserve	Marysville	2	166,106	0	0	0	0	25	25	59.6
NG Kent	Army Guard	Kent	8	73,614	0	0	0	0	14	14	22.9
SSG Joe R. Hooper USARC	Army Reserve	Bothell	7	101,749	0	0	0	0	41	41	37.8
Vancouver MD	Army Reserve	Vancouver	3	115,727	0	0	0	0	19	19	33.3
Yakima Training Center	Army Active	Yakima	235	986,433	1	1	0	0	295,169	315,597	1,357.0
* OTHER SITE(S) : 21			20	90,404	6	72,532	4	68,567	1,599	1,657	81.3
Washington Total:			2,388	26,919,430	7	72,533	3,606	10,126,449	382,663	404,586	15,937.8
West Virginia											
Big Bend USARC / OMS	Army Reserve	Bigbend	2	19,244	0	0	0	0	13	13	32.0
Charleston MD / AMSA	Army Reserve	Charleston	2	71,150	0	0	0	0	12	12	20.8
Ohio A/P USARC / AMSA	Army Reserve	Wheeling	3	42,570	0	0	0	0	0	29	14.1

* US Locations that do not meet criteria of at least ten (10) Acres AND at least \$10M PRV. US Territories and Non-US Locations that do not meet criteria of at least ten (10) Acres OR at least \$10M PRV.

DEPARTMENT OF DEFENSE - Army
Base Structure Report - As of 30 Sept 2016

SITE	COMPONENT	NAME NEAREST CITY	BUILDINGS						ACRES OWNED	TOTAL ACRES	PRV (\$M)
			OWNED		LEASED		OTHER				
			COUNT	SQFT	COUNT	SQFT	COUNT	SQFT			
* OTHER SITE(S) : 30			71	807,352	0	0	0	0	174	191	282.0
		West Virginia Total:	78	940,316	0	0	0	0	199	245	348.8
<u>Wisconsin</u>											
Badger AAP	Army Active	Baraboo	14	117,062	0	0	0	0	3,123	3,123	200.9
Denis J. Murphy USARC/AMSA/OMS	Army Reserve	Green Bay	2	52,495	0	0	0	0	15	15	18.4
Fort McCoy	Army Reserve	Sparta	1,379	6,688,366	0	0	10	212,169	59,192	138,323	2,847.5
Sturtevant USARC	Army Reserve	Sturtevant	2	35,097	0	0	0	0	11	11	12.9
W. Silver Spring Complex	Army Reserve	Milwaukee	24	310,346	0	0	0	0	127	127	102.3
Wausau USARC	Army Reserve	Wausau	2	39,440	0	0	0	0	13	13	13.3
* OTHER SITE(S) : 32			33	256,259	4	78,780	5	3,251	232	1,776	116.8
		Wisconsin Total:	1,456	7,499,064	4	78,780	15	215,420	62,712	143,387	3,312.2
<u>Wyoming</u>											
* OTHER SITE(S) : 5			0	0	1	30,000	0	0	8,842	8,886	8.1
		Wyoming Total:	0	0	1	30,000	0	0	8,842	8,886	8.1
		US/US Territories Total:	70,292	620,342,242	777	7,154,240	46,870	182,651,899	5,427,521	13,294,696	339,692.2

* US Locations that do not meet criteria of at least ten (10) Acres AND at least \$10M PRV. US Territories and Non-US Locations that do not meet criteria of at least ten (10) Acres OR at least \$10M PRV.

DEPARTMENT OF DEFENSE - Army
Base Structure Report - As of 30 Sept 2016

SITE	COMPONENT	NAME NEAREST CITY	BUILDINGS						ACRES OWNED	TOTAL ACRES	PRV (\$M)
			OWNED		LEASED		OTHER				
			COUNT	SQFT	COUNT	SQFT	COUNT	SQFT			
Belgium											
Brussels	Army Active	Brussels	0	0	8	15,424	0	0	0	0	58.9
Chateau Gendebien	Army Active	Mons	1	129	1	4,453	5	23,462	0	0	11.4
Chievres AB	Army Active	Chievres Ab	62	373,576	0	0	67	388,836	0	0	692.6
Daumerie Caserne	Army Active	Chievres	3	382	0	0	33	228,902	0	0	136.2
Mons	Army Active	Mons	1	7,235	5	88,293	0	0	0	0	25.3
Shape Headquarters	Army Active	Mons	7	104,646	0	0	27	459,963	0	0	258.7
Sterrebeek Dependent School	Army Active	Brussels	23	67,355	0	0	0	0	0	0	70.5
* OTHER SITE(S) : 2			1	151	2	27,872	0	0	0	0	7.5
Belgium Total:			98	553,474	16	136,042	132	1,101,163	0	0	1,261.1
Bulgaria											
Novo Selo Training Area	Army Active	Unknown	0	0	0	0	81	392,058	0	0	134.2
Bulgaria Total:			0	0	0	0	81	392,058	0	0	134.2
Germany											
Amelia Earhart Hotel	Army Active	Wiesbaden	9	2,180	0	0	1	216,207	0	0	75.1
Artillery Kaserne	Army Active	Garmisch	26	5,439	2	365	35	516,585	0	0	141.0
Aukamm Hsg Area	Army Active	Wiesbaden	11	52,355	0	0	114	1,292,778	0	0	319.9
Barton Barracks	Army Active	Ansbach	10	64,874	0	0	25	382,487	0	0	148.9
Baumholder Airfield	Army Active	Baumholder	3	10,396	0	0	0	0	0	0	11.0
Baumholder Family Housing	Army Active	Baumholder	17	25,234	0	0	65	2,235,726	0	0	495.2
Baumholder Hospital	Army Active	Baumholder	5	10,536	0	0	11	186,314	0	0	69.9
Baumholder Qm Area	Army Active	Baumholder	18	38,411	0	0	25	321,440	0	0	96.9
Bleidorn Family Housing	Army Active	Ansbach	2	3,526	0	0	28	681,466	0	0	152.1
Boeblingen Family Housing	Army Active	Boeblingen	4	13,935	0	0	21	516,864	0	0	116.4
Boeblingen Training Area	Army Active	Boeblingen	13	251,968	0	0	56	41,954	0	0	130.9
Coleman Barracks	Army Active	Mannheim	92	276,840	0	0	141	1,605,246	0	0	770.7
Crestview Hsg Area	Army Active	Wiesbaden	0	0	0	0	58	1,019,577	0	0	225.6
Daenner Kaserne	Army Active	Kaiserlautern	25	32,690	0	0	27	423,970	0	0	134.2
Darmstadt Training Center	Army Active	Darmstadt	21	60,962	0	0	5	43,897	0	0	51.2
East Camp Grafenwoehr	Army Active	Grafenwohr	529	3,292,534	0	0	602	3,515,333	0	0	20,538.5
Echterdingen Airfield	Army Active	Stuttgart	14	36,792	0	0	15	155,469	0	0	86.4
Egelsbach Transmitter Fac	Army Active	Langen	6	10,824	0	0	2	11,733	0	0	14.0
Freihoelser Tng Area	Army Active	Amberg	12	11,507	0	0	0	0	0	0	14.1
Garmisch Family Housing	Army Active	Garmisch	5	2,448	0	0	20	345,004	0	0	87.6
Germersheim Army Depot	Army Active	Germersheim	142	1,689,794	0	0	22	458,466	0	0	612.5
Giessen General Depot	Army Active	Giessen	31	28,748	0	0	35	1,340,332	0	0	318.8
Grafenwoehr	Army Active	Grafenwohr	0	0	1,473	4,472,191	0	0	0	0	834.5
Grafenwoehr Training Area	Army Active	Grafenwohr	576	388,124	0	0	12	11,852	0	0	799.5

* US Locations that do not meet criteria of at least ten (10) Acres AND at least \$10M PRV. US Territories and Non-US Locations that do not meet criteria of at least ten (10) Acres OR at least \$10M PRV.

DEPARTMENT OF DEFENSE - Army
Base Structure Report - As of 30 Sept 2016

SITE	COMPONENT	NAME NEAREST CITY	BUILDINGS						ACRES OWNED	TOTAL ACRES	PRV (\$M)
			OWNED		LEASED		OTHER				
			COUNT	SQFT	COUNT	SQFT	COUNT	SQFT			
Gruenstadt AAFES Fac	Army Active	Gruenstadt	10	23,461	0	0	14	333,289	0	0	79.7
Hainerberg Housing and Shop Ctr	Army Active	Wiesbaden	29	538,840	0	0	62	1,593,023	0	0	587.0
Hohenfels	Army Active	Hohenfels	0	0	462	1,157,468	0	0	0	0	219.5
Hohenfels Training Area	Army Active	Hohenfels	588	1,401,973	1	162	355	1,794,515	0	0	1,576.6
Hoppstaedten Waterworks	Army Active	Baumholder	2	3,085	0	0	4	24,555	0	0	25.8
Husterhoeh Kaserne	Army Active	Pirmasens	44	500,170	0	0	25	508,590	0	0	233.3
Illesheim Leased	Army Active	Illesheim	0	0	32	91,424	0	0	0	0	16.9
Kaiserslautern	Army Active	Kaiserslautern	1	44,485	0	0	0	0	0	0	11.2
Kaiserslautern Army Depot	Army Active	Kaiserslautern	94	686,221	0	0	54	878,438	0	0	496.3
Kaiserslautern Equip Spt Ctr	Army Active	Kaiserslautern	25	34,333	0	0	19	179,979	0	0	69.2
Kastel Housing Area	Army Active	Wiesbaden	13	17,739	0	0	3	37,197	0	0	19.3
Katterbach Kaserne	Army Active	Ansbach	72	410,320	0	0	99	2,485,262	0	0	920.4
Kefurt & Craig Village Family Housing	Army Active	Stuttgart	1	921	0	0	39	1,010,902	0	0	204.2
Kelley Barracks	Army Active	Stuttgart	31	130,278	0	0	24	758,844	0	0	342.8
Kleber Kaserne	Army Active	Kaiserslautern	52	215,488	0	0	35	799,493	0	0	366.4
Kornwestheim Golf Course	Army Active	Kornwestheim	6	28,136	0	0	1	435	0	0	13.2
Landstuhl Heliport	Army Active	Landstuhl	39	80,636	0	0	0	0	0	0	51.4
Landstuhl Hospital	Army Active	Landstuhl	98	251,951	0	0	69	1,452,206	0	0	799.4
Mainz-Kastel Station	Army Active	Wiesbaden	22	24,508	0	0	29	763,918	0	0	219.5
McCully Barracks	Army Active	Wackernheim	30	228,843	0	0	31	347,776	0	0	194.7
Miesau	Army Active	Miesau	0	0	0	0	0	0	0	0	11.3
Miesau Ammo Depot	Army Active	Miesau	118	838,648	0	0	495	1,489,133	0	0	848.1
Moehringen Family Housing	Army Active	Stuttgart	1	80	0	0	22	372,036	0	0	76.5
Oberammergau NATO School	Army Active	Garmisch	3	1,827	0	0	4	43,010	0	0	13.3
Oberdachstetten Training Area	Army Active	Ansbach	26	30,226	0	0	77	252,327	0	0	112.5
Panzer Kaserne	Army Active	Kaiserslautern	5	1,212	0	0	10	302,618	0	0	117.3
Panzer Kaserne	Army Active	Stuttgart	24	227,910	0	0	39	1,282,891	0	0	460.5
Patch Barracks	Army Active	Stuttgart	37	389,356	0	0	37	1,166,015	0	0	556.3
Pfeffelbach Waterworks	Army Active	Pfeffelbach	1	78	0	0	2	4,697	0	0	22.2
Pulaski Barracks	Army Active	Kaiserslautern	40	72,469	0	0	33	203,479	0	0	108.0
Rheinblick Rec Annex	Army Active	Wiesbaden	10	17,266	0	0	4	15,302	0	0	20.5
Rhine Ordnance Barracks	Army Active	Kaiserslautern	129	476,815	0	0	824	1,857,149	0	0	921.4
Robinson Barracks	Army Active	Stuttgart	4	86,810	0	0	4	19,180	0	0	28.3
Robinson-Grenadier Family Housing	Army Active	Stuttgart	2	515	0	0	52	1,399,811	0	0	321.2
Sembach Admin Annex	Army Active	Sembach	42	598,338	0	0	54	958,184	0	0	554.8
Sheridan Barracks	Army Active	Garmisch	4	301,899	0	0	11	401,133	0	0	181.4
Shipton Kaserne	Army Active	Ansbach	93	581,155	0	0	22	245,166	0	0	233.7
Smith Barracks	Army Active	Baumholder	184	528,837	0	0	192	3,103,604	0	0	1,389.2
South Camp Vilseck	Army Active	Vilseck	579	4,253,693	0	0	131	1,338,457	0	0	1,908.5

* US Locations that do not meet criteria of at least ten (10) Acres AND at least \$10M PRV. US Territories and Non-US Locations that do not meet criteria of at least ten (10) Acres OR at least \$10M PRV.

DEPARTMENT OF DEFENSE - Army
Base Structure Report - As of 30 Sept 2016

SITE	COMPONENT	NAME NEAREST CITY	BUILDINGS						ACRES OWNED	TOTAL ACRES	PRV (\$M)
			OWNED		LEASED		OTHER				
			COUNT	SQFT	COUNT	SQFT	COUNT	SQFT			
Steuben & Weicht Vil Family Housing	Army Active	Stuttgart	2	782	0	0	54	558,917	0	0	117.9
Storck Barracks	Army Active	Illesheim	53	175,615	0	0	97	1,877,518	0	0	701.7
Stuttgart Dependent School	Army Active	Stuttgart	1	301	0	0	4	167,796	0	0	57.6
Sullivan Barracks	Army Active	Mannheim	3	640	0	0	7	52,304	0	0	27.9
Vilseck	Army Active	Vilseck	0	0	140	680,572	0	0	0	0	123.8
Weilimdorf Warehouse	Army Active	Stuttgart	0	0	0	0	2	61,758	0	0	20.4
Wetzel Family Housing	Army Active	Baumholder	9	31,454	0	0	34	1,168,592	0	0	331.1
Wetzel Kaserne	Army Active	Baumholder	19	101,494	0	0	8	99,786	0	0	71.4
Wiesbaden Army Airfield	Army Active	Wiesbaden	444	1,508,683	0	0	114	2,123,430	0	0	1,231.3
* OTHER SITE(S) : 18			46	40,039	12	17,555	31	102,685	0	0	56.4
Germany Total:			4,607	21,197,647	2,122	6,419,737	4,547	48,958,101	0	0	43,316.1
Honduras											
COMAYAGUA 08-562	Army Active	Comayagua	0	0	0	0	0	0	0	20	
Soto Cano	Army Active	Comayagua	104	270,969	0	0	0	0	0	0	146.5
Honduras Total:			104	270,969	0	0	0	0	0	20	146.5
Italy											
Camp Darby	Army Active	Tirrenia	140	643,148	0	0	0	0	0	0	384.2
Camp Ederle	Army Active	Vicenza	189	1,599,149	2	21,632	41	417,671	0	0	993.2
Del Din	Army Active	Vicenza	45	1,324,284	0	0	9	203,440	0	0	699.0
Livorno	Army Active	Livorno	0	0	21	147,068	0	0	0	0	35.9
Livorno Supply and Maint Area	Army Active	Livorno	120	1,236,230	0	0	0	0	0	0	515.8
Longare Communications Site	Army Active	Vicenza	6	8,071	0	0	26	72,860	0	0	39.4
Pisa Ammo Storage Area	Army Active	Pisa	216	548,763	0	0	0	0	0	0	301.2
Vicenza	Army Active	Vicenza	1	1,431	138	1,350,219	3	9,902	0	0	330.4
Vicenza Basic Load Storage Area	Army Active	Vicenza	16	28,010	0	0	0	0	0	0	17.2
Vicenza Family Housing	Army Active	Vicenza	213	675,860	0	0	1	3,597	0	0	240.2
* OTHER SITE(S) : 2			7	6,384	0	0	0	0	0	0	8.3
Italy Total:			953	6,071,330	161	1,518,919	80	707,470	0	0	3,564.8
Japan											
Akasaka Press Center	Army Active	Tokyo	6	507	0	0	5	162,032	0	7	80.5
Akizuki Ammunition Depot	Army Active	Akizuki	17	5,284	0	0	50	407,552	0	138	313.5
Camp Zama	Army Active	Sagamihara	137	557,473	0	0	251	2,763,108	0	578	2,170.5
Hiro Ammunition Depot	Army Active	Kure	12	8,493	0	0	11	113,449	0	88	83.2
Kachin Hanto Area	Army Active	Kachin Hanto	10	2,589	0	0	6	9,767	0	84	112.0
Kawakami Ammunition Depot	Army Active	Higashi-Hiroshima	70	116,955	0	0	47	229,255	0	644	355.3
Kure Pier 6	Army Active	Kure	9	4,212	0	0	10	62,343	0	4	48.3

* US Locations that do not meet criteria of at least ten (10) Acres AND at least \$10M PRV. US Territories and Non-US Locations that do not meet criteria of at least ten (10) Acres OR at least \$10M PRV.

DEPARTMENT OF DEFENSE - Army
Base Structure Report - As of 30 Sept 2016

SITE	COMPONENT	NAME NEAREST CITY	BUILDINGS						ACRES OWNED	TOTAL ACRES	PRV (\$M)
			OWNED		LEASED		OTHER				
			COUNT	SQFT	COUNT	SQFT	COUNT	SQFT			
Naha Port	Army Active	Naha	54	328,485	0	0	4	26,831	0	139	357.3
POL Facilities	Army Active	Yomitan-San	42	32,472	0	0	28	32,405	50	347	733.8
Sagami General Depot	Army Active	Sagamihara	40	85,072	0	0	116	3,258,496	0	528	1,446.8
Sagamihara FH Area	Army Active	Sagamihara	170	42,107	0	0	258	1,273,840	0	149	646.5
Torii Station	Army Active	Yomitan-San	151	866,555	0	0	33	343,344	28	505	766.9
Yokohama North Dock	Army Active	Yokohama	19	12,726	0	0	58	567,374	0	121	535.8
* OTHER SITE(S) : 2			9	14,145	0	0	0	0	0	0	14.0
Japan Total:			746	2,077,075	0	0	877	9,249,796	77	3,332	7,664.6
Kuwait											
Camp Arifjan	Army Active	Unknown	55	251,085	0	0	76	10,095,987	0	0	734.1
Kuwait Total:			55	251,085	0	0	76	10,095,987	0	0	734.1
Netherlands											
Hendrik Mine	Army Active	Brunssum	3	2,222	0	0	8	628,571	0	0	256.0
Schinnen	Army Active	Schinnen	0	0	92	138,196	0	0	0	0	34.5
Schinnen Emma Mine	Army Active	Schinnen	39	94,638	14	143,150	0	0	0	0	87.0
* OTHER SITE(S) : 1			1	18,791	0	0	0	0	0	0	3.6
Netherlands Total:			43	115,651	106	281,346	8	628,571	0	0	381.1
Qatar											
* OTHER SITE(S) : 1			1	8,310	0	0	0	0	0	0	4.0
Qatar Total:			1	8,310	0	0	0	0	0	0	4.0
Romania											
Mihail Kogalniceanu Airfield	Army Active	Unknown	5	52,406	0	0	0	0	0	0	17.7
Mihail Kogalniceanu Main Camp	Army Active	Unknown	9	8,999	0	0	76	295,792	0	0	118.5
* OTHER SITE(S) : 1			1	311	0	0	0	0	0	0	0.1
Romania Total:			15	61,716	0	0	76	295,792	0	0	136.3
South Korea											
Bayonet Training Area	Army Active	Unknown	0	0	0	0	0	0	0	248	
Camp Ames	Army Active	Unknown	9	18,426	0	0	0	0	0	20	7.1
Camp Carroll	Army Active	Waegwan	279	3,857,532	0	0	0	0	0	495	1,254.2
Camp Casey	Army Active	Tong Du Chon	752	4,147,267	0	0	0	0	2	2,830	1,600.2
Camp Castle	Army Active	Tong Du Chon	8	65,851	0	0	0	0	1	51	19.3
Camp Eagle	Army Active	Wonju	69	444,544	0	0	0	0	0	113	203.7
Camp Henry	Army Active	Taegu	121	790,784	150	238,350	2	3,782	1	59	345.7
Camp Henry (Brooklyn Hill)	Army Active	Yongsan	10	3,265	0	0	0	0	0	34	3.1

* US Locations that do not meet criteria of at least ten (10) Acres AND at least \$10M PRV. US Territories and Non-US Locations that do not meet criteria of at least ten (10) Acres OR at least \$10M PRV.

DEPARTMENT OF DEFENSE - Army
Base Structure Report - As of 30 Sept 2016

SITE	COMPONENT	NAME NEAREST CITY	BUILDINGS						ACRES OWNED	TOTAL ACRES	PRV (\$M)
			OWNED		LEASED		OTHER				
			COUNT	SQFT	COUNT	SQFT	COUNT	SQFT			
Camp Henry (Dartboard Site)	Army Active	Unknown	2	1,672	0	0	0	0	0	10	2.4
Camp Henry (Pier 8)	Army Active	Pusan	13	102,701	0	0	0	0	0	11	65.9
Camp Hovey	Army Active	Camp Hovey	230	1,635,770	0	0	0	0	0	763	585.6
Camp Humphreys	Army Active	Pyeongtack	521	9,811,638	4	379,836	3	5,403	0	2,121	3,916.6
Camp Humphreys (High Point)	Army Active	Chechon	1	517	0	0	0	0	0	10	1.5
Camp Humphreys (Richmond)	Army Active	Taejon	1	480	0	0	0	0	0	14	1.8
Camp Jackson	Army Active	Uijong Bu	55	183,093	0	0	0	0	0	406	61.0
Camp Kwangsa Ri	Army Active	Yongju	15	35,750	0	0	4	8,000	0	31	17.9
Camp Long	Army Active	Wonju	124	307,974	0	0	3	6,260	0	84	123.5
Camp Market	Army Active	Inchon	67	560,428	0	0	39	581,214	0	119	287.3
Camp Red Cloud	Army Active	Uijong Bu	265	1,421,683	0	0	0	0	0	207	524.5
Camp Red Cloud (Bullseye 01)	Army Active	Yongchon	100	265,191	0	0	0	0	0	2,204	131.5
Camp Red Cloud (Bullseye 02)	Army Active	Paju	0	0	0	0	0	0	0	255	1.9
Camp Stanley	Army Active	Uijong Bu	325	1,604,571	0	0	0	0	0	605	571.2
Camp Walker	Army Active	Taegu	212	1,119,214	0	0	0	0	1	195	400.5
Camp Yongin	Army Active	Yongin	7	45,916	0	0	3	9,398	0	8	21.6
Chang San	Army Active	Pusan	0	0	0	0	0	0	2	26	1.6
DRMO APO	Army Active	Kimchon	7	126,524	0	0	0	0	24	24	39.9
Far East Dist Engr	Army Active	Seoul	32	78,198	0	0	15	110,267	0	11	74.1
Gun Training Area	Army Active	Unknown	0	0	0	0	0	0	0	123	
H220 Heliport	Army Active	Tong Du Chon	53	236,593	0	0	0	0	0	52	83.2
K-16 AB	Army Active	Songnam	71	582,140	1	140,657	3	55,080	0	205	306.8
Kamaksan ASA	Army Active	Unknown	9	6,544	0	0	0	0	0	48	4.7
Kunsan POL Terminal Site	Army Active	Kunsan	4	5,828	0	0	0	0	0	17	23.6
Madison Site	Army Active	Unknown	12	8,549	0	0	0	0	0	22	9.8
Masan Ammunition Depot	Army Active	Masan	13	45,429	0	0	0	0	0	464	21.1
Niblo Barracks	Army Active	Seoul	16	29,204	0	0	2	6,345	0	7	13.6
Pusan Storage Facility	Army Active	Pusan	57	381,781	0	0	0	0	0	66	128.6
Pyongtaek Cpx Area	Army Active	Pyong Taek	4	4,432	0	0	0	0	0	7,640	6.2
Retreat Center	Army Active	Seoul	16	25,746	0	0	0	0	0	5	11.2
Shinbuk Relay	Army Active	Unknown	5	5,024	0	0	0	0	0	13	10.4
Sungnam Golf Course	Army Active	Songnam	9	14,879	0	0	4	47,151	0	230	31.1
Swiss and Swed Camp Mac HQ	Army Active	Munsan	24	31,798	0	0	0	0	0	0	13.2
Taegu Storage Area	Army Active	Taegu	9	49,962	0	0	0	0	0	2	10.7
Tango	Army Active	Songnam	34	185,755	0	0	11	78,706	0	241	104.3
Watkins Range	Army Active	Unknown	0	0	0	0	0	0	0	13	
Yong Pyong	Army Active	Yong Pyong	115	257,282	0	0	0	0	0	3,346	473.8
Yongsan Garrison	Army Active	Seoul	805	5,008,173	39	546,723	191	959,696	0	625	3,226.9
* OTHER SITE(S) : 11			47	65,793	0	0	0	0	6	39	37.9
South Korea Total:			4,528	33,573,901	194	1,305,566	280	1,871,302	37	24,113	14,780.4

* US Locations that do not meet criteria of at least ten (10) Acres AND at least \$10M PRV. US Territories and Non-US Locations that do not meet criteria of at least ten (10) Acres OR at least \$10M PRV.

DEPARTMENT OF DEFENSE - Army
Base Structure Report - As of 30 Sept 2016

SITE	COMPONENT	NAME NEAREST CITY	BUILDINGS						ACRES OWNED	TOTAL ACRES	PRV (\$M)
			OWNED		LEASED		OTHER				
			COUNT	SQFT	COUNT	SQFT	COUNT	SQFT			
Turkey											
Kurecik	Army Active	Malatya	0	0	0	0	9	27,507	0	0	12.1
		Turkey Total:	0	0	0	0	9	27,507	0	0	12.1
		Overseas Total:	11,150	64,181,158	2,599	9,661,611	6,166	73,327,746	115	27,470	72,135.5
		Worldwide Totals By Reporting Component:	81,442	684,523,400	3,376	16,815,851	53,036	255,979,645	5,427,636	13,322,165	411,827.7

* US Locations that do not meet criteria of at least ten (10) Acres AND at least \$10M PRV. US Territories and Non-US Locations that do not meet criteria of at least ten (10) Acres OR at least \$10M PRV.

DEPARTMENT OF DEFENSE - Navy
Base Structure Report - As of 30 Sept 2016

SITE	COMPONENT	NAME NEAREST CITY	BUILDINGS						ACRES OWNED	TOTAL ACRES	PRV (\$M)
			OWNED		LEASED		OTHER				
			COUNT	SQFT	COUNT	SQFT	COUNT	SQFT			
Alabama											
Barin Field	Navy Active	Foley	7	13,120	0	0	0	0	763	818	45.3
NOLF Brewton	Navy Active	Brewton	0	0	1	216	2	1,070	0	653	35.4
NOLF Evergreen	Navy Active	Evergreen	0	0	2	2,204	0	0	136	444	38.7
NOLF Silverhill	Navy Active	Daphne	2	1,443	0	0	0	0	400	400	32.1
NOLF Summerdale	Navy Active	Summerdale	2	1,043	0	0	0	0	565	567	34.9
NOLF Wolf	Navy Active	Summerdale	1	240	0	0	0	0	422	422	32.2
NOSC-MCRC Bessemer	Navy Reserve	Bessemer	9	74,409	0	0	0	0	16	16	16.8
* OTHER SITE(S) : 4			3	17,000	0	0	0	0	1	2	5.0
Alabama Total:			24	107,255	3	2,420	2	1,070	2,303	3,321	240.4
Alaska											
Back Island	Navy Active	Ketchikan	4	25,060	0	0	0	0	0	15	97.8
KODIAK AK	Navy Active	Kodiak	3	38,049	0	0	0	0	0	130	28.4
NARL Barrow Camp	Navy Active	Barrow	4	37,858	0	0	0	0	0	688	27.7
* OTHER SITE(S) : 1			0	0	0	0	0	0	0	5,624	
Alaska Total:			11	100,967	0	0	0	0	0	6,457	153.9
Arizona											
NAVOSSTA Flagstaff	Navy Active	Flagstaff	12	37,890	0	0	0	0	278	293	15.6
* OTHER SITE(S) : 1			12	49,220	0	0	0	0	9	9	12.9
Arizona Total:			24	87,110	0	0	0	0	287	302	28.4
California											
CSO Hunters Point Annex	Navy Active	San Francisco	125	2,656,775	0	0	0	0	844	844	2,900.6
CSO NAS Alameda	Navy Active	Alameda	67	2,049,598	0	0	0	0	1,602	1,602	1,300.5
CSO NS Treasure Island	Navy Active	San Francisco	48	520,121	1	30,000	0	0	201	202	476.0
CSO NSY Long Beach	Navy Active	Long Beach	15	26,064	0	0	0	0	246	251	111.8
CSO NSY Mare Island	Navy Active	Vallejo	98	946,614	0	0	0	0	860	860	479.7
Former NAVPHIBASE Coronado	Navy Active	Coronado	135	2,100,939	0	0	194	873,234	1	263	973.3
Holtville Carrier LS	Navy Active	El Centro	0	0	0	0	0	0	0	128	37.0
Laguna Peak	Navy Active	Point Mugu	12	13,965	0	0	0	0	39	39	19.7
Long Beach Fuel Complex	Navy Active	Long Beach	7	8,305	0	0	0	0	11	11	106.6
NAF El Centro	Navy Active	El Centro	187	1,089,170	0	0	59	145,981	2,679	2,865	848.1
NAF El Centro Target 101	Navy Active	El Centro	1	7,546	0	0	0	0	4,005	19,231	27.3
NAS Lemoore	Navy Active	Lemoore Nas	261	3,598,633	0	0	923	3,125,047	18,355	29,408	2,964.0
Naval Medical Center San Diego	Navy Active	San Diego	21	2,104,568	0	0	4	11,771	76	76	1,167.5
NAVBASE Ventura City Point Mugu	Navy Active	Point Mugu	542	4,131,566	0	0	389	664,971	4,484	4,484	2,406.3

* US Locations that do not meet criteria of at least ten (10) Acres AND at least \$10M PRV. US Territories and Non-US Locations that do not meet criteria of at least ten (10) Acres OR at least \$10M PRV.

DEPARTMENT OF DEFENSE - Navy
Base Structure Report - As of 30 Sept 2016

SITE	COMPONENT	NAME NEAREST CITY	BUILDINGS						ACRES OWNED	TOTAL ACRES	PRV (\$M)
			OWNED		LEASED		OTHER				
			COUNT	SQFT	COUNT	SQFT	COUNT	SQFT			
NAVBASE Ventura City Point Mugu - Camarillo Hsg	Navy Active	Camarillo	1	9,728	0	0	242	445,446	52	52	86.0
NAVPHIBASE Seal Side	Navy Active	Coronado	41	584,910	0	0	0	0	903	903	170.8
NAVPMOSSP Mtn View	Navy Active	Mountain View	11	784,873	0	0	0	0	49	68	312.6
NAVSUPPDET Monterey	Navy Active	Monterey	62	1,390,934	0	0	6	12,156	136	137	552.7
NAVSUPPDET Monterey Dixon Transmitter Fac	Navy Active	Dixon	11	36,325	0	0	0	0	1,213	1,213	45.8
NAVSUPPDET Monterey La Mesa Village	Navy Active	Monterey	11	85,889	0	0	260	862,703	287	287	245.6
NAVSUPPDET Monterey Navy School Annex	Navy Active	Monterey	27	214,581	0	0	0	0	234	247	127.9
NAWS China Lake	Navy Active	China Lake	1,121	4,643,131	0	0	406	847,876	82,787	651,739	3,818.3
NAWS China Lake Harvey Field Area	Navy Active	China Lake	3	3,006	0	0	0	0	47	47	23.5
NAWS China LakeRandsburg Wash Area	Navy Active	Trona	53	158,131	0	0	0	0	4,541	469,729	199.9
NB Coronado	Navy Active	San Diego	572	9,305,936	0	0	61	149,395	2,802	2,804	4,848.5
NB Coronado Camp Michael Monsoor	Navy Active	Pine Valley	23	76,273	0	0	1	1,644	0	5,555	41.7
NB Coronado Camp Morena	Navy Active	Jacumba	0	0	0	0	24	59,879	0	62	19.2
NB Coronado Imperial Beach	Navy Active	Imperial Beach	57	492,845	0	0	25	302,261	1,199	1,293	550.2
NB Coronado Lofgren Terrace	Navy Active	Chula Vista	0	0	0	0	53	375,010	35	35	76.9
NB Coronado NF Survival Tng	Navy Active	Warner Springs	25	42,731	0	0	0	0	0	12,544	19.1
NB Coronado Silver Strand	Navy Active	Imperial Beach	11	112,060	0	0	2	10,000	549	550	45.4
NB Point Loma	Navy Active	San Diego	123	1,054,142	0	0	26	61,821	1,210	1,218	577.7
NB Point Loma Admiral Hartman Housing 1	Navy Active	San Diego	0	0	0	0	92	150,991	46	46	52.3
NB Point Loma Admiral Hartman Housing 2	Navy Active	San Diego	0	0	0	0	56	90,881	54	54	17.9
NB Point Loma Admiral Hartman Housing 3	Navy Active	San Diego	0	0	0	0	288	488,696	54	54	96.2
NB Point Loma Chesterton Hsg	Navy Active	San Diego	1	6,863	0	0	434	808,938	144	144	185.0
NB Point Loma Fleet ASW	Navy Active	San Diego	45	1,103,077	0	0	0	0	66	66	377.4
NB Point Loma Fuel Farm	Navy Active	San Diego	31	69,532	0	0	2	5,106	206	206	378.8
NB Point Loma Gateway Village Hsg	Navy Active	San Diego	0	0	0	0	281	1,031,501	44	44	175.1
NB Point Loma Old Town	Navy Active	San Diego	11	1,490,408	0	0	0	0	47	47	495.2
NB Point Loma Serra Mesa - Cabrillo	Navy Active	San Diego	1	4,901	0	0	308	1,498,988	111	111	298.3
NB Point Loma SPAWARS South	Navy Active	San Diego	9	21,816	0	0	2	12,114	38	38	15.5
NB San Diego	Navy Active	San Diego	173	2,682,754	0	0	0	0	979	988	2,547.5
NB San Diego Bayview Hills Housing	Navy Active	San Diego	1	5,500	0	0	199	1,622,259	162	162	333.3
NB San Diego Broadway Complex	Navy Active	San Diego	8	890,453	0	0	0	0	20	22	252.2

* US Locations that do not meet criteria of at least ten (10) Acres AND at least \$10M PRV. US Territories and Non-US Locations that do not meet criteria of at least ten (10) Acres OR at least \$10M PRV.

DEPARTMENT OF DEFENSE - Navy
Base Structure Report - As of 30 Sept 2016

SITE	COMPONENT	NAME NEAREST CITY	BUILDINGS						ACRES OWNED	TOTAL ACRES	PRV (\$M)
			OWNED		LEASED		OTHER				
			COUNT	SQFT	COUNT	SQFT	COUNT	SQFT			
NB San Diego Chollas Heights Housing	Navy Active	San Diego	1	12,800	0	0	91	556,930	78	78	122.8
NB San Diego Dryside	Navy Active	San Diego	121	3,258,191	0	0	9	1,470,726	345	345	1,437.2
NB San Diego Eucalyptus Housing	Navy Active	San Diego	0	0	0	0	57	487,888	41	41	96.1
NB San Diego Home Terrace Condos	Navy Active	San Diego	0	0	0	0	20	120,542	10	10	23.9
NB San Diego Howard Gilmore	Navy Active	La Mesa	0	0	0	0	48	759,257	38	38	133.3
NB San Diego Mission Gorge	Navy Active	San Diego	16	31,536	0	0	0	0	448	448	32.6
NB San Diego Murphy Canyon	Navy Active	San Diego	5	43,087	0	0	1,136	4,671,572	734	734	1,051.1
NB San Diego Pomerado Terrace	Navy Active	San Diego	0	0	0	0	23	263,281	52	52	55.1
NB San Diego Terrace View Villas	Navy Active	San Diego	0	0	0	0	41	227,468	17	17	47.7
NORCO	Navy Active	Norco	55	472,717	0	0	0	0	279	281	234.3
Norwalk Fuel Complex	Navy Active	Norwalk	0	0	0	0	0	0	17	18	94.5
NOSC Alameda	Navy Reserve	Alameda	5	103,814	0	0	0	0	15	15	35.6
NOSC Sacramento	Navy Reserve	Sacramento	4	53,337	0	0	0	0	19	19	17.1
NS Long Beach	Navy Active	Long Beach	2	412	0	0	0	0	679	679	61.7
NWS Seal Beach	Navy Active	Seal Beach	266	1,855,610	0	0	44	462,265	4,822	4,852	895.0
NWS Seal Beach Det Concord	Navy Active	Concord	339	1,571,454	0	0	0	0	5,038	5,038	713.6
NWS Seal Beach Fallbrook California	Navy Active	Fallbrook	263	1,002,843	0	0	0	0	8,852	8,852	438.8
Port Hueneme	Navy Active	Port Hueneme	446	5,872,151	0	0	198	733,165	1,675	1,741	2,416.1
San Clemente	Navy Active	San Clemente	225	602,471	0	0	6	6,231	36,206	36,206	614.4
San Nicolas Island	Navy Active	San Nicolas Island	132	371,491	0	0	4	45,989	13,370	13,370	581.7
San Pedro Fuel Depot	Navy Active	Los Angeles	27	35,407	0	0	0	0	342	344	336.8
Santa Cruz Island	Navy Active	Goleta	11	17,472	0	0	0	0	0	11	31.6
Sewage Evaporation Pon	Navy Active	Lemoore Nas	0	0	0	0	0	0	430	430	21.5
* OTHER SITE(S) : 112			556	4,798,368	8	603,159	164	1,008,852	14,347	61,773	2,120.7
California Total:			6,425	64,627,824	9	633,159	6,178	24,472,835	219,274	1,346,123	42,417.8

Connecticut

NAVSUBASE New London	Navy Active	Groton	208	3,348,772	0	0	14	23,187	686	687	1,518.0
NAVSUBASE New London Conning Towers	Navy Active	Groton	5	24,582	0	0	80	227,790	50	50	63.0
NAVSUBASE New London Dolphin Gardens	Navy Active	Groton	1	47,832	0	0	0	0	40	40	21.0
NAVSUBASE New London Nautilus Park 1st Inc	Navy Active	Groton	1	26,544	0	0	500	660,563	50	50	158.1
NAVSUBASE New London Nautilus Park 2nd Inc	Navy Active	Groton	0	0	0	0	262	645,164	142	142	151.6
NAVSUBASE New London Nautilus Park 3rd Inc	Navy Active	Groton	3	29,951	0	0	1	5,421	115	115	16.5

* US Locations that do not meet criteria of at least ten (10) Acres AND at least \$10M PRV. US Territories and Non-US Locations that do not meet criteria of at least ten (10) Acres OR at least \$10M PRV.

DEPARTMENT OF DEFENSE - Navy
Base Structure Report - As of 30 Sept 2016

SITE	COMPONENT	NAME NEAREST CITY	BUILDINGS						ACRES OWNED	TOTAL ACRES	PRV (\$M)
			OWNED		LEASED		OTHER				
			COUNT	SQFT	COUNT	SQFT	COUNT	SQFT			
NAVSUBASE New London Polaris Park	Navy Active	Groton	3	10,944	0	0	46	355,751	52	52	82.1
NAVSUBASE New London Trident Park	Navy Active	Groton	1	400	0	0	82	505,371	85	86	121.5
* OTHER SITE(S) : 4			10	46,996	0	0	0	0	42	65	17.0
Connecticut Total:			232	3,536,021	0	0	985	2,423,247	1,261	1,287	2,148.7
<u>District of Columbia</u>											
Naval Research Lab	Navy Active	Washington, DC	96	3,085,465	0	0	0	0	131	133	1,286.0
NS Anacostia	Navy Active	Washington, DC	202	4,708,364	0	0	190	287,496	676	1,027	1,719.3
NSA North Potomac	Navy Active	Washington, DC	39	236,109	0	0	9	20,396	72	72	96.0
NSA Washington	Navy Active	Washington, DC	68	3,361,724	0	0	41	180,707	78	78	1,302.9
* OTHER SITE(S) : 2			0	0	0	0	7	29,552	2	2	5.6
District of Columbia Total:			405	11,391,662	0	0	247	518,151	959	1,311	4,409.9
<u>Florida</u>											
Corry Station	Navy Active	Pensacola	128	2,173,770	0	0	107	573,455	674	674	835.7
Dania Beach (Lauderdale)	Navy Active	Dania	12	30,944	0	0	0	0	0	10	17.6
NAS Jacksonville	Navy Active	Jacksonville	443	8,860,451	0	0	146	629,787	3,843	3,882	3,179.8
NAS Key West	Navy Active	Stock Island	132	890,355	0	0	18	15,641	4,006	4,787	622.9
NAS Key West Dredgers Key-Sigsbee	Navy Active	Key West	46	333,330	0	0	240	1,123,282	352	352	272.6
NAS Key West Fleming Key Magazine	Navy Active	Key West	42	163,282	0	0	4	122,948	322	323	117.1
NAS Key West Truman Annex	Navy Active	Key West	39	381,031	0	0	40	121,108	159	233	195.5
NAS Key West Trumbo Point Annex	Navy Active	Key West	24	368,221	0	0	123	452,915	129	137	275.9
NAS Pensacola	Navy Active	Pensacola	368	6,475,510	0	0	201	2,547,974	2,296	5,809	2,685.5
NAS Whiting Field Milton	Navy Active	Milton	135	1,276,207	0	0	1	156	3,533	5,058	727.2
Naval Hospital Key West	Navy Active	Key West	4	75,532	0	0	7	10,823	15	15	35.7
NOLF Choctaw	Navy Active	Navarre	6	25,860	0	0	0	0	1,450	1,450	95.1
NOLF Holley	Navy Active	Navarre	1	1,024	0	0	0	0	698	698	77.4
NOLF Santa Rosa	Navy Active	Milton	2	1,517	0	0	0	0	738	738	41.9
NOLF Spencer	Navy Active	Pace	3	4,195	0	0	0	0	640	640	25.2
NOSC Miami	Navy Reserve	Hialeah	2	62,741	0	0	0	0	20	20	16.4
NOTU Cape Canaveral	Navy Active	Cape Canaveral	82	571,745	0	0	0	0	250	256	267.3
NS Mayport	Navy Active	Jacksonville	299	2,650,269	0	0	397	1,392,230	2,973	3,230	1,547.8
NS Mayport Commissary Site	Navy Active	Atlantic Beach	1	163,973	0	0	0	0	29	29	31.1
NS Mayport FISC	Navy Active	Jacksonville	31	41,507	0	0	0	0	169	186	104.4
NS Mayport Ribault Bay Village	Navy Active	Atlantic Beach	6	43,633	0	0	104	605,782	129	129	98.3
NSA Orlando	Navy Active	Orlando	11	306,335	2	55,430	1	70,749	41	42	124.1

* US Locations that do not meet criteria of at least ten (10) Acres AND at least \$10M PRV. US Territories and Non-US Locations that do not meet criteria of at least ten (10) Acres OR at least \$10M PRV.

DEPARTMENT OF DEFENSE - Navy
Base Structure Report - As of 30 Sept 2016

SITE	COMPONENT	NAME NEAREST CITY	BUILDINGS						ACRES OWNED	TOTAL ACRES	PRV (\$M)
			OWNED		LEASED		OTHER				
			COUNT	SQFT	COUNT	SQFT	COUNT	SQFT			
NSA Panama City	Navy Active	Panama City	190	1,444,153	0	0	35	98,868	654	678	544.6
OLF Bronson	Navy Active	Pensacola	31	18,456	0	0	1	1,916	967	1,098	28.2
OLF Whitehouse	Navy Active	Jacksonville	6	8,907	0	0	1	4,590	1,907	5,227	44.6
Saufley Field	Navy Active	Pensacola	72	703,586	0	0	1	384	882	895	319.7
Whiting Pines	Navy Active	Milton	4	10,457	0	0	259	480,839	0	98	70.2
* OTHER SITE(S) : 52			140	1,054,039	26	505,834	15	129,566	5,074	23,425	498.2
Florida Total:			2,260	28,141,029	28	561,264	1,701	8,383,013	31,949	60,118	12,900.0
Georgia											
NAVSUBASE Kings Bay	Navy Active	Kings Bay	450	5,341,670	0	0	227	1,033,188	12,897	16,616	2,808.1
NOSC-MCRC Atlanta	Navy Reserve	Marietta	3	95,915	0	0	0	0	18	18	23.7
* OTHER SITE(S) : 8			33	137,912	1	7,710	1	3,172	78	82	32.9
Georgia Total:			486	5,575,497	1	7,710	228	1,036,360	12,993	16,715	2,864.7
Hawaii											
AF Facilities Hawaii	Navy Active	Kekaha	3	31,156	0	0	0	0	11	11	21.1
Aiea	Navy Active	Aiea	20	41,221	0	0	136	327,409	92	93	175.9
CAMP STOVER	Navy Active	Wheeler Air Force Base	1	169	0	0	60	316,502	35	35	125.6
CSO Barbers Point	Navy Active	Barbers Point	0	0	0	0	0	0	678	678	123.4
Ewa	Navy Active	Ewa Beach	218	877,560	0	0	0	0	2,309	2,323	787.3
Ford Island	Navy Active	Ford Island	90	1,331,345	0	0	63	460,167	445	445	1,693.7
Halawa Housing	Navy Active	Aiea	5	1,603	0	0	22	117,216	21	23	53.5
Halawa Water Stg Tanks	Navy Active	Pearl Harbor	0	0	0	0	0	0	12	13	111.2
Hale Keiki	Navy Active	Pearl Harbor	7	26,239	0	0	0	0	11	13	18.2
Hickam Petrol Strg Ann	Navy Active	Hickam AFB	6	7,247	0	0	0	0	35	96	422.8
Honolulu	Navy Active	Pearl Harbor	149	1,620,601	1	55,427	1,089	4,232,077	1,053	1,058	2,711.1
Kalaeloa	Navy Active	Barbers Point	161	947,120	1	12,853	0	0	163	164	708.2
Kamokala Ridge	Navy Active	Kekaha	13	27,410	0	0	0	0	0	267	22.1
Makaha Ridge	Navy Active	Kokee	16	29,965	0	0	0	0	0	243	44.4
Manana Housing/Pw Area	Navy Active	Pearl City	1	775	0	0	49	125,391	23	23	53.5
NS Pearl Harbor	Navy Active	Pearl Harbor	946	13,495,837	0	0	427	1,643,291	6,129	6,179	15,872.1
PACMISRANFAC Hawaiian Area	Navy Active	Kekaha	221	566,639	0	0	41	79,920	1,924	17,445	826.7
Pearl City	Navy Active	Pearl City	35	272,218	0	0	252	978,603	625	629	743.5
Red Hill Tank Site	Navy Active	Honolulu	11	12,496	0	0	0	0	249	256	657.2
Wahiawa	Navy Active	Wahiawa	114	755,137	0	0	60	233,809	689	712	686.9
Waianae	Navy Active	Lualualei	375	1,021,316	0	0	0	0	9,228	9,228	793.1
Waiawa Well Site	Navy Active	Pearl City	3	1,250	0	0	0	0	75	85	11.3
Waipahu	Navy Active	Waipahu	19	36,179	0	0	0	0	1,454	1,456	268.8
* OTHER SITE(S) : 61			8	16,922	1	11,399	10	18,424	5,854	12,039	1,391.8

* US Locations that do not meet criteria of at least ten (10) Acres AND at least \$10M PRV. US Territories and Non-US Locations that do not meet criteria of at least ten (10) Acres OR at least \$10M PRV.

DEPARTMENT OF DEFENSE - Navy
Base Structure Report - As of 30 Sept 2016

SITE	COMPONENT	NAME NEAREST CITY	BUILDINGS						ACRES OWNED	TOTAL ACRES	PRV (\$M)
			OWNED		LEASED		OTHER				
			COUNT	SQFT	COUNT	SQFT	COUNT	SQFT			
Hawaii Total:			2,422	21,120,404	3	79,679	2,209	8,532,809	31,116	53,514	28,323.5
Idaho											
Bayview Idaho	Navy Active	Bayview	10	60,753	0	0	0	0	22	22	36.2
* OTHER SITE(S) : 4			10	52,577	0	0	0	0	8	12	15.1
Idaho Total:			20	113,330	0	0	0	0	30	34	51.3
Illinois											
Fort Sheridan	Navy Active	Highland Park	2	1,938	0	0	87	426,429	119	130	115.4
GL Camp JPJ	Navy Active	Great Lakes	9	1,338,960	0	0	0	0	0	53	436.5
GL Camp Porter	Navy Active	Great Lakes	34	1,782,619	0	0	0	0	0	11	697.2
GL Forrestal Village	Navy Active	Great Lakes	51	936,597	1	34,284	623	1,725,365	482	482	700.5
GL LOVELL FHCC	Navy Active	North Chicago	3	220,540	0	0	0	0	0	22	132.7
Glenview	Navy Active	Glenview	1	13,876	0	0	118	697,184	26	32	161.4
NS Great Lakes	Navy Active	Great Lakes	175	5,268,313	0	0	29	148,190	1,143	1,148	2,298.5
* OTHER SITE(S) : 7			42	1,160,863	0	0	447	927,666	11	12	668.9
Illinois Total:			317	10,723,706	1	34,284	1,304	3,924,834	1,780	1,890	5,211.2
Indiana											
NSA Crane	Navy Active	Crane	2,387	11,439,681	0	0	38	74,608	62,433	62,435	4,102.3
* OTHER SITE(S) : 2			3	7,336	1	6,145	0	0	461	825	7.1
Indiana Total:			2,390	11,447,017	1	6,145	38	74,608	62,894	63,260	4,109.4
Iowa											
* OTHER SITE(S) : 1			1	47,249	0	0	0	0	4	4	12.0
Iowa Total:			1	47,249	0	0	0	0	4	4	12.0
Kansas											
* OTHER SITE(S) : 1			3	39,812	0	0	0	0	8	8	9.6
Kansas Total:			3	39,812	0	0	0	0	8	8	9.6
Kentucky											
* OTHER SITE(S) : 1			5	35,972	0	0	0	0	5	5	8.4
Kentucky Total:			5	35,972	0	0	0	0	5	5	8.4
Louisiana											
NAS JRB New Orleans	Navy Active	Belle Chasse	216	2,203,110	0	0	631	1,825,613	5,009	5,210	1,160.4

* US Locations that do not meet criteria of at least ten (10) Acres AND at least \$10M PRV. US Territories and Non-US Locations that do not meet criteria of at least ten (10) Acres OR at least \$10M PRV.

DEPARTMENT OF DEFENSE - Navy
Base Structure Report - As of 30 Sept 2016

SITE	COMPONENT	NAME NEAREST CITY	BUILDINGS						ACRES OWNED	TOTAL ACRES	PRV (\$M)
			OWNED		LEASED		OTHER				
			COUNT	SQFT	COUNT	SQFT	COUNT	SQFT			
West Bank	Navy Active	New Orleans	0	0	0	0	62	309,288	61	61	55.7
* OTHER SITE(S) : 5			15	62,723	2	215,668	2	12,350	15	15	84.7
Louisiana Total:			231	2,265,833	2	215,668	695	2,147,251	5,085	5,287	1,300.7
Maine											
NAS Brunswick	Navy Active	Brunswick	22	260,019	0	0	0	0	623	645	109.1
NAS Portsmouth NCTS Cutler VHF Area	Navy Active	Cutler	2	15,683	0	0	0	0	128	128	10.9
NAS Portsmouth NCTS Cutler VLF Area	Navy Active	Cutler	44	132,539	0	0	0	0	2,805	2,805	113.7
NAS Portsmouth Redington Township	Navy Active	Rangeley	74	54,228	0	0	0	0	12,468	12,468	18.3
NSY Portsmouth	Navy Active	Kittery	253	4,162,412	0	0	35	98,767	309	309	1,945.2
* OTHER SITE(S) : 5			44	44,052	0	0	0	0	159	164	14.3
Maine Total:			439	4,668,933	0	0	35	98,767	16,492	16,519	2,211.6
Maryland											
Blossom Point MD	Navy Active	La Plata	22	74,839	0	0	0	0	265	265	25.9
Glenn Forest	Navy Active	Lexington Park	0	0	0	0	58	438,608	139	139	79.0
NAS Patuxent River	Navy Active	Patuxent River	499	6,857,534	0	0	177	739,529	6,398	6,398	3,223.5
National Naval Medical Center Bethesda	Navy Active	Bethesda	84	4,870,266	0	0	5	22,983	242	243	2,157.7
Naval Academy North Severn	Navy Active	Annapolis	81	851,286	0	0	43	237,262	806	806	334.4
NMIC Suitland	Navy Active	Suitland	8	822,021	0	0	0	0	42	42	241.7
NSA Annapolis	Navy Active	Annapolis	60	4,130,887	0	0	47	233,704	286	286	1,410.2
NSA Annapolis Chesapeake Bay Detach	Navy Active	Solomons	49	177,103	0	0	0	0	168	168	94.4
NSA Annapolis Gambrills	Navy Active	Annapolis	63	112,000	0	0	0	0	856	856	18.9
NSA South Potomac Stump Neck Area	Navy Active	Indian Head	83	359,786	0	0	0	0	1,087	1,087	137.2
NSWC Carderock	Navy Active	Bethesda	80	1,912,038	0	0	0	0	186	186	834.2
NSWC Indian Head	Navy Active	Indian Head	898	3,490,725	0	0	117	370,142	1,959	1,959	1,499.5
Pomonkey Md	Navy Active	La Plata	10	16,793	0	0	0	0	141	141	10.5
Solomons Island	Navy Active	Solomons	105	281,929	0	0	1	5,340	295	295	106.8
Upper Yard Annapolis	Navy Active	Annapolis	52	574,574	0	0	57	417,258	69	69	298.5
Webster Field	Navy Active	Saint Inigoes	69	600,267	0	0	1	190	968	968	322.7
* OTHER SITE(S) : 30			28	77,029	8	110,344	1	97	6,270	6,940	58.9
Maryland Total:			2,191	25,209,077	8	110,344	507	2,465,113	20,178	20,849	10,854.0

* US Locations that do not meet criteria of at least ten (10) Acres AND at least \$10M PRV. US Territories and Non-US Locations that do not meet criteria of at least ten (10) Acres OR at least \$10M PRV.

DEPARTMENT OF DEFENSE - Navy
Base Structure Report - As of 30 Sept 2016

SITE	COMPONENT	NAME NEAREST CITY	BUILDINGS						ACRES OWNED	TOTAL ACRES	PRV (\$M)
			OWNED		LEASED		OTHER				
			COUNT	SQFT	COUNT	SQFT	COUNT	SQFT			
Massachusetts											
CSO NAS South Weymouth	Navy Active	Weymouth	25	300,840	0	0	0	0	248	248	262.1
CSO NAS South Weymouth Squantum Housing	Navy Active	Weymouth	38	107,962	0	0	0	0	28	28	21.6
NIROP PITTSFIELD MA	Navy Active		7	827,949	0	0	0	0	30	30	210.6
NWIRP Bedford	Navy Active	Bedford	9	276,796	0	0	0	0	46	79	113.6
* OTHER SITE(S) : 5			10	100,262	0	0	10	123,660	84	85	88.1
Massachusetts Total:			89	1,613,809	0	0	10	123,660	436	470	695.9
Michigan											
* OTHER SITE(S) : 2			4	48,128	2	59,855	0	0	3	11	30.2
Michigan Total:			4	48,128	2	59,855	0	0	3	11	30.2
Minnesota											
NOSC Minneapolis	Navy Reserve	Minneapolis	1	96,253	0	0	0	0	12	12	29.2
NOSC Saint Paul	Navy Reserve	Minneapolis	4	69,174	0	0	0	0	10	10	19.7
Minnesota Total:			5	165,427	0	0	0	0	22	22	48.9
Mississippi											
Camp Keller (De Soto)	Navy Active	Biloxi	11	20,532	0	0	0	0	0	2,483	22.2
CBC Gulfport	Navy Active	Gulfport	179	4,500,288	0	0	256	837,614	1,094	1,098	1,219.9
CBC Gulfport Lakeside Housing	Navy Active	Pascagoula	7	193,860	0	0	0	0	33	33	52.3
NAS Meridian	Navy Active	Meridian	142	1,612,836	0	0	178	341,198	8,061	8,065	779.9
OLF Bravo	Navy Active	Preston	7	13,363	0	0	0	0	1,255	1,463	50.8
* OTHER SITE(S) : 10			12	137,244	1	1,364	92	1,206,285	3,981	6,246	393.7
Mississippi Total:			358	6,478,123	1	1,364	526	2,385,097	14,424	19,389	2,518.8
Missouri											
NOSC Kansas City	Navy Reserve	Kansas City	0	0	2	51,948	0	0	0	10	13.5
* OTHER SITE(S) : 2			4	81,178	0	0	0	0	9	9	21.0
Missouri Total:			4	81,178	2	51,948	0	0	9	19	34.5
Montana											
* OTHER SITE(S) : 2			1	17,314	0	0	1	16,180	5	5	8.7
Montana Total:			1	17,314	0	0	1	16,180	5	5	8.7
Nevada											
NAS Fallon	Navy Active	Fallon	308	2,050,194	0	0	127	203,628	14,385	22,511	1,278.3

* US Locations that do not meet criteria of at least ten (10) Acres AND at least \$10M PRV. US Territories and Non-US Locations that do not meet criteria of at least ten (10) Acres OR at least \$10M PRV.

DEPARTMENT OF DEFENSE - Navy
Base Structure Report - As of 30 Sept 2016

SITE	COMPONENT	NAME NEAREST CITY	BUILDINGS						ACRES OWNED	TOTAL ACRES	PRV (\$M)
			OWNED		LEASED		OTHER				
			COUNT	SQFT	COUNT	SQFT	COUNT	SQFT			
NAS Fallon EW Range Fac	Navy Active	Fallon	10	41,071	0	0	1	64	16	1,760	62.5
NAS Fallon Target B-16	Navy Active	Fallon	0	0	0	0	1	480	0	27,306	26.5
NAS Fallon Target B-17	Navy Active	Fallon	3	4,544	0	0	0	0	0	53,000	36.0
NAS Fallon Target B-19	Navy Active	Fallon	6	3,080	0	0	1	2,800	0	29,276	29.5
NAS Fallon Target B-20	Navy Active	Fallon	3	554	0	0	0	0	19,429	41,180	27.2
* OTHER SITE(S) : 16			10	4,790	3	37,014	0	0	10,697	81,785	28.6
Nevada Total:			340	2,104,233	3	37,014	130	206,972	44,528	256,818	1,488.6
<u>New Jersey</u>											
AEGIS Moorestown	Navy Active	Moorestown	3	146,943	0	0	0	0	0	14	54.6
NWS Earle	Navy Active	Colts Neck	356	1,634,624	0	0	88	359,779	11,146	11,146	954.8
Waterfront Earle	Navy Active	Colts Neck	38	242,709	0	0	0	0	705	705	471.9
* OTHER SITE(S) : 3			6	2,994	0	0	0	0	0	0	83.1
New Jersey Total:			403	2,027,270	0	0	88	359,779	11,851	11,865	1,564.4
<u>New Mexico</u>											
White Sands	Navy Active	White Sands Msl Rge	44	227,424	0	0	0	0	85	85	75.6
New Mexico Total:			44	227,424	0	0	0	0	85	85	75.6
<u>New York</u>											
Housing Ballston	Navy Active	Saratoga Springs	0	0	0	0	60	156,565	31	31	28.0
Naval Support Unit Saratoga Springs	Navy Active	Saratoga Springs	8	57,239	0	0	21	147,125	39	61	49.2
NAVSUBASE New London Mitchel Field	Navy Active	Hempstead	4	68,728	0	0	93	365,213	45	45	90.7
NAVSUBASE New London Mitchel Manor 1	Navy Active	Hempstead	0	0	0	0	15	221,845	30	30	44.0
NAVSUBASE New London Mitchel Manor 2	Navy Active	East Meadow	0	0	0	0	9	143,094	37	37	36.9
NOSC Rochester	Navy Reserve	Rochester	2	53,138	1	1,095	0	0	10	10	17.0
NUWC Fishers Island	Navy Active	Fishers Island	9	22,754	0	0	0	0	72	72	12.3
* OTHER SITE(S) : 11			27	351,718	2	21,861	0	0	522	527	142.1
New York Total:			50	553,577	3	22,956	198	1,033,842	786	812	420.3
<u>North Carolina</u>											
NOSC Greensboro NC	Navy Reserve	Greensboro	5	79,479	0	0	0	0	10	10	18.6
* OTHER SITE(S) : 13			9	108,416	0	0	0	0	1,226	1,331	26.7
North Carolina Total:			14	187,895	0	0	0	0	1,237	1,342	45.3

* US Locations that do not meet criteria of at least ten (10) Acres AND at least \$10M PRV. US Territories and Non-US Locations that do not meet criteria of at least ten (10) Acres OR at least \$10M PRV.

DEPARTMENT OF DEFENSE - Navy
Base Structure Report - As of 30 Sept 2016

SITE	COMPONENT	NAME NEAREST CITY	BUILDINGS						ACRES OWNED	TOTAL ACRES	PRV (\$M)
			OWNED		LEASED		OTHER				
			COUNT	SQFT	COUNT	SQFT	COUNT	SQFT			
North Dakota											
* OTHER SITE(S) : 2			6	15,628	0	0	0	0	2	836	10.0
		North Dakota Total:	6	15,628	0	0	0	0	2	836	10.0
Ohio											
Bratenahl	Navy Active	Cleveland	11	77,147	0	0	0	0	27	31	26.9
NOSC Columbus	Navy Reserve	Columbus	8	136,503	0	0	0	0	24	42	32.2
NOSC Toledo	Navy Reserve	Toledo	3	53,341	0	0	0	0	14	14	16.2
* OTHER SITE(S) : 2			2	40,639	7	48,590	0	0	6	13	22.8
		Ohio Total:	24	307,630	7	48,590	0	0	72	100	98.1
Oklahoma											
* OTHER SITE(S) : 1			0	0	1	3,714	0	0	0	0	1.1
		Oklahoma Total:	0	0	1	3,714	0	0	0	0	1.1
Oregon											
Naval Weapons Systems Training Facility Boardman	Navy Active	Boardman	3	6,169	0	0	0	0	19,223	62,871	47.6
NOSC Portland	Navy Active	Portland	9	77,611	0	0	0	0	14	14	27.4
* OTHER SITE(S) : 2			3	9,828	0	0	1	9,470	0	39	8.2
		Oregon Total:	15	93,608	0	0	1	9,470	19,237	62,924	83.2
Pennsylvania											
NAS JRB Willow Grove	Navy Active	Willow Grove	94	983,812	0	0	0	0	790	873	498.3
NOSC Mc Lehigh Valley	Navy Reserve	Bethlehem	7	65,212	0	0	0	0	19	19	18.4
NOSC Pittsburgh	Navy Reserve	Pittsburgh	4	66,135	0	0	0	0	13	13	20.4
NSA Mechanicsburg	Navy Active	Mechanicsburg	100	7,781,327	2	1,400	1	38,911	818	819	1,935.5
NSA Mechanicsburg Det Philadelphia	Navy Active	Philadelphia	27	2,226,398	0	0	0	0	134	134	838.2
NSA Mechanicsburg Det Philadelphia Annex PNBC	Navy Active	Philadelphia	48	2,287,158	0	0	0	0	262	262	1,340.1
* OTHER SITE(S) : 6			56	579,885	0	0	0	0	24	39	159.3
		Pennsylvania Total:	336	13,989,927	2	1,400	1	38,911	2,060	2,159	4,810.1
Rhode Island											
Fort Adams	Navy Active	Newport	20	97,544	0	0	0	0	24	24	28.1
Gould Island	Navy Active	Jamestown	1	28,369	0	0	0	0	13	13	36.2
NS Newport	Navy Active	Newport	278	5,594,028	0	0	3	209	1,336	1,338	2,588.1

* US Locations that do not meet criteria of at least ten (10) Acres AND at least \$10M PRV. US Territories and Non-US Locations that do not meet criteria of at least ten (10) Acres OR at least \$10M PRV.

DEPARTMENT OF DEFENSE - Navy
Base Structure Report - As of 30 Sept 2016

SITE	COMPONENT	NAME NEAREST CITY	BUILDINGS						ACRES OWNED	TOTAL ACRES	PRV (\$M)
			OWNED		LEASED		OTHER				
			COUNT	SQFT	COUNT	SQFT	COUNT	SQFT			
NS Newport Melville	Navy Active	Portsmouth	37	72,791	0	0	0	0	18	18	101.9
* OTHER SITE(S) : 7			547	2,236,791	0	0	0	0	163	163	567.9
Rhode Island Total:			883	8,029,523	0	0	3	209	1,554	1,555	3,322.1
South Carolina											
NAVHOSP Beaufort	Navy Active	Beaufort	23	379,599	0	0	33	90,213	126	127	197.4
* OTHER SITE(S) : 3			19	129,474	1	6,099	1	23,890	6	10	33.3
South Carolina Total:			42	509,073	1	6,099	34	114,103	132	137	230.7
Tennessee											
Northside Mid-South	Navy Active	Millington	55	365,185	3	1,781	5	11,704	340	340	108.1
NOSC Knoxville	Navy Reserve	Knoxville	1	46,476	0	0	0	0	11	11	11.1
NSA Midsouth Memphis	Navy Active	Millington	85	2,253,507	0	0	372	779,783	1,119	1,226	831.5
NSWC Carderock Div	Navy Active	Memphis	4	494,126	0	0	0	0	61	140	158.2
* OTHER SITE(S) : 4			10	52,477	0	0	3	10,701	21	30	17.0
Tennessee Total:			155	3,211,771	3	1,781	380	802,188	1,551	1,746	1,125.8
Texas											
ALF Cabaniss	Navy Active	Corpus Christi	3	5,520	0	0	0	0	931	953	60.1
ALF Orange	Navy Active	Orange Grove	18	18,364	0	0	0	0	1,590	1,596	115.4
ALF Waldron	Navy Active	Corpus Christi	2	4,000	0	0	2	592	901	903	79.1
Dixie Target Range	Navy Active	Seven Sisters	8	19,296	0	0	0	0	6,761	7,825	56.3
Nalf Goliad	Navy Active	Berclair	4	12,762	0	0	0	0	1,136	1,136	91.2
NAS Corpus Christi	Navy Active	Corpus Christi	294	5,398,768	1	450	160	623,037	2,625	2,630	1,877.0
NAS JRB Fort Worth	Navy Active	Fort Worth	284	3,299,832	0	0	148	149,302	2,081	2,342	1,050.7
NAS Kingsville	Navy Active	Kingsville	146	1,092,030	0	0	1	143	3,299	3,987	610.7
NOSC Harlingen	Navy Reserve	Harlingen	3	63,683	0	0	0	0	0	15	14.4
NOSC San Antonio	Navy Reserve	San Antonio	9	774,539	0	0	0	0	14	14	147.2
NOSC-MCRC El Paso	Navy Reserve	El Paso	4	41,390	0	0	0	0	0	14	11.3
* OTHER SITE(S) : 24			25	117,817	8	295,669	7	58,976	261	3,207	105.3
Texas Total:			800	10,848,001	9	296,119	318	832,050	19,599	24,621	4,218.8
Utah											
NAVSUPPDET Monterey Det	Navy Active	Magna	119	372,194	0	0	0	0	512	512	147.7
Utah Total:			119	372,194	0	0	0	0	512	512	147.7
Vermont											
* OTHER SITE(S) : 1			1	19,616	0	0	0	0	5	5	5.3

* US Locations that do not meet criteria of at least ten (10) Acres AND at least \$10M PRV. US Territories and Non-US Locations that do not meet criteria of at least ten (10) Acres OR at least \$10M PRV.

DEPARTMENT OF DEFENSE - Navy
Base Structure Report - As of 30 Sept 2016

SITE	COMPONENT	NAME NEAREST CITY	BUILDINGS						ACRES OWNED	TOTAL ACRES	PRV (\$M)
			OWNED		LEASED		OTHER				
			COUNT	SQFT	COUNT	SQFT	COUNT	SQFT			
Vermont Total:			1	19,616	0	0	0	0	5	5	5.3
Virginia											
ALF Fortress Chesapeake	Navy Active	Virginia Beach	13	21,757	0	0	0	0	2,527	2,741	72.4
Arlington Service Center	Navy Active	Arlington	10	260,428	0	0	4	8,256	18	31	85.8
Cheatham Annex	Navy Active	Williamsburg	204	3,264,565	0	0	0	0	1,567	2,360	714.2
Craney Island	Navy Active	Portsmouth	31	61,841	0	0	0	0	916	937	358.6
Elizabeth River Channel	Navy Active	Norfolk	5	13,779	0	0	0	0	0	11	41.1
Fort Story	Navy Active	Norfolk	253	1,289,938	0	0	87	456,946	1,450	1,452	504.0
Midway Research Center	Navy Active	Stafford	8	25,908	0	0	0	0	162	162	13.1
NAS Oceana	Navy Active	Virginia Beach	297	3,917,073	0	0	59	115,688	776	1,087	1,660.5
NAS Oceana Dam Neck	Navy Active	Virginia Beach	174	3,218,608	1	1,511	101	904,205	1,913	1,915	1,211.7
NAS Oceana Midway Manor	Navy Active	Virginia Beach	2	5,770	0	0	179	636,546	97	100	110.0
NAS Oceana Oceana/Booth	Navy Active	Virginia Beach	1	109,913	0	0	0	0	3,049	3,049	20.0
Naval Medical Center Portsmouth	Navy Active	Portsmouth	31	2,243,416	0	0	3	5,891	111	111	1,034.2
NAVPHIBASE Little Creek	Navy Active	Norfolk	398	5,066,206	1	5,158	376	1,082,108	2,143	2,793	1,991.3
NOSC Richmond	Navy Reserve	Chesterfield	4	41,297	0	0	0	0	10	10	10.5
NS Norfolk	Navy Active	Norfolk	531	15,755,290	0	0	371	1,475,493	3,599	3,603	6,185.8
NSA Norfolk	Navy Active	Norfolk	199	2,330,721	0	0	733	3,202,313	801	801	1,373.7
NSA Norfolk Fire Fighters School	Navy Active	Norfolk	6	46,969	0	0	0	0	12	13	14.5
NSA Norfolk Lafayette Rvr Complex	Navy Active	Norfolk	8	229,548	0	0	2	13,395	20	20	75.7
NSA Norfolk NSY	Navy Active	Portsmouth	163	6,152,946	1	26,567	9	27,951	551	585	3,685.8
NSA Norfolk NW Chesapeake	Navy Active	Chesapeake	194	933,114	0	0	1	2,547	2,805	3,798	309.0
NSA Norfolk SDA Area	Navy Active	Norfolk	17	942,392	0	0	0	0	90	91	189.7
NSA Norfolk South Gate	Navy Active	Portsmouth	13	166,446	0	0	0	0	63	63	98.4
NSA Norfolk St Helena Norfolk	Navy Active	Norfolk	4	7,414	0	0	0	0	12	12	35.1
NSA Norfolk St Juliens Creek Annex	Navy Active	Portsmouth	71	656,159	0	0	0	0	490	499	217.7
NSA Norfolk Stanley Court/NNSY	Navy Active	Portsmouth	0	0	0	0	80	161,865	16	16	24.7
NSA South Potomac	Navy Active	Dahlgren	350	3,168,899	0	0	258	384,002	2,677	2,677	1,419.1
NSA South Potomac Pumpkin Neck	Navy Active	King George	24	46,701	0	0	0	0	1,641	1,641	32.8
NWS Yorktown	Navy Active	Yorktown	439	3,016,097	0	0	166	672,343	10,356	10,637	1,206.2
SUFFOLK KENYON COURT	Navy Active		2	350,590	0	0	0	0	21	21	52.2
Wallops Island	Navy Active	Wallops Island	35	358,940	0	0	0	0	5	90	187.5
Yorktown Fuel Depot	Navy Active	Yorktown	42	22,030	0	0	0	0	111	111	132.2
* OTHER SITE(S) : 37			101	819,272	30	110,202	2	10,980	475	11,461	292.5
Virginia Total:			3,630	54,544,029	33	143,438	2,431	9,160,529	38,486	52,900	23,359.8
Washington											
Bremerton	Navy Active	Bremerton	100	2,832,620	0	0	61	188,557	117	120	1,355.5
Bremerton RR	Navy Active	Shelton	0	0	0	0	0	0	1,232	1,232	60.9

* US Locations that do not meet criteria of at least ten (10) Acres AND at least \$10M PRV. US Territories and Non-US Locations that do not meet criteria of at least ten (10) Acres OR at least \$10M PRV.

DEPARTMENT OF DEFENSE - Navy
Base Structure Report - As of 30 Sept 2016

SITE	COMPONENT	NAME NEAREST CITY	BUILDINGS						ACRES OWNED	TOTAL ACRES	PRV (\$M)
			OWNED		LEASED		OTHER				
			COUNT	SQFT	COUNT	SQFT	COUNT	SQFT			
Jackson Park Hsg	Navy Active	Bremerton	29	465,313	0	0	192	1,109,695	452	455	490.7
Jim Creek	Navy Active	Oso	64	130,648	0	0	0	0	3,839	4,901	146.9
Keyport NUWC	Navy Active	Keyport	113	1,332,231	0	0	35	67,005	356	358	518.2
Manchester	Navy Active	Bremerton	19	78,928	0	0	0	0	234	234	326.5
Marysville	Navy Active	Marysville	14	284,495	0	0	0	0	52	52	84.3
NAS Whidbey Island	Navy Active	Oak Harbor	241	3,110,478	0	0	569	1,698,964	4,358	4,361	2,140.9
NAS Whidbey Island Sea Plane Base	Navy Active	Oak Harbor	66	536,338	0	0	931	2,625,480	2,784	2,785	840.7
NAVBASE Kitsap Bremerton	Navy Active	Bangor	614	5,365,797	0	0	455	2,450,043	6,603	6,609	4,117.6
NAVMAG Indian Island	Navy Active	Port Townsend	161	525,638	0	0	0	0	2,716	2,716	349.2
NOSC Spokane	Navy Active	Spokane	8	69,339	0	0	0	0	23	23	19.4
NS Everett	Navy Active	Everett	63	1,009,634	0	0	0	0	213	213	715.8
OLF Coupeville	Navy Active	Coupeville	6	6,577	0	0	3	2,262	662	1,058	46.7
Shipyard Puget Sound	Navy Active	Bremerton	160	3,943,487	1	16,353	1	100	570	570	3,554.6
* OTHER SITE(S) : 42			68	159,903	1	39,753	14	19,856	2,456	2,476	98.7
Washington Total:			1,726	19,851,426	2	56,106	2,261	8,161,962	26,668	28,163	14,866.6
West Virginia											
Allegany Ballistics Lab	Navy Active	Keyser	175	1,740,786	0	0	0	0	1,639	1,785	582.7
NIOC Sugar Grove	Navy Active	Sugar Grove	53	185,945	2	204	43	136,162	215	215	119.9
NIOC Sugar Grove 1	Navy Active	Sugar Grove	24	114,761	0	0	0	0	432	432	63.6
* OTHER SITE(S) : 1			1	16,437	0	0	0	0	0	0	3.6
West Virginia Total:			253	2,057,929	2	204	43	136,162	2,286	2,432	769.8
Wisconsin											
NOSC Green Bay	Navy Reserve	Ashwaubenon	2	41,861	0	0	0	0	10	10	12.5
* OTHER SITE(S) : 1			1	57,848	0	0	0	0	0	6	17.1
Wisconsin Total:			3	99,709	0	0	0	0	10	17	29.6
Wyoming											
* OTHER SITE(S) : 1			0	0	0	0	2	15,339	0	0	3.7
Wyoming Total:			0	0	0	0	2	15,339	0	0	3.7
US/US Territories Total:			27,191	316,693,139	127	2,381,261	20,556	77,474,511	592,257	2,066,034	177,269.2

* US Locations that do not meet criteria of at least ten (10) Acres AND at least \$10M PRV. US Territories and Non-US Locations that do not meet criteria of at least ten (10) Acres OR at least \$10M PRV.

DEPARTMENT OF DEFENSE - Navy
Base Structure Report - As of 30 Sept 2016

SITE	COMPONENT	NAME NEAREST CITY	BUILDINGS						ACRES OWNED	TOTAL ACRES	PRV (\$M)
			OWNED		LEASED		OTHER				
			COUNT	SQFT	COUNT	SQFT	COUNT	SQFT			
Australia											
Area A-VLF	Navy Active	Exmouth	0	0	0	0	0	0	0	5,510	
Area C-HFR	Navy Active	Exmouth	0	0	0	0	0	0	0	9,463	
NAVCOMMSTA H E Holt	Navy Active	Northwest Cape	45	389,897	0	0	0	0	0	5,099	275.0
Australia Total:			45	389,897	0	0	0	0	0	20,072	275.0
Bahamas											
AUTEC Big Wood Cay	Navy Active	Andros Island	0	0	0	0	0	0	0	34	2.9
AUTEC Golding Cay	Navy Active	Andros Island	0	0	0	0	0	0	0	29	5.2
AUTEC Great Stirrup	Navy Active	Andros Island	0	0	0	0	0	0	0	12	0.8
AUTEC High Point Cay	Navy Active	Andros Island	0	0	0	0	0	0	0	14	2.7
AUTEC Main Base	Navy Active	Andros Island	132	644,006	0	0	0	0	0	420	393.7
AUTEC Salvador Point	Navy Active	Andros Island	9	11,315	0	0	0	0	0	31	14.7
Bahamas Total:			141	655,321	0	0	0	0	0	541	420.1
Bahrain											
ISA FLIGHTLINE	Navy Active	Bahrain Is	67	93,498	0	0	0	0	0	0	38.9
NSA Bahrain	Navy Active	Manama	140	1,122,604	2	791	0	0	0	66	541.6
NSA Bahrain - Aviation Unit Muharraq	Navy Active	Al Jufayr	13	21,984	3	85,779	0	0	0	3	52.4
NSA Bahrain - Banz Wrhs Compound	Navy Active	Al Jufayr	3	1,095	12	957,140	0	0	0	14	243.4
NSA Bahrain - Dependent School	Navy Active	Al Jufayr	3	1,056	7	246,130	0	0	0	26	101.3
NSA Bahrain - Mina Sulman Pier Area	Navy Active	Al Jufayr	6	2,297	3	95,651	0	0	0	0	80.7
Nsa-li	Navy Active	Manama	17	229,912	1	3,632	0	0	0	95	251.7
Sheik Isa	Navy Active	Unknown	664	452,760	1	480	0	0	0	0	177.9
* OTHER SITE(S) : 4			48	28,177	1	8,816	0	0	0	0	16.2
Bahrain Total:			961	1,953,382	30	1,398,419	0	0	0	204	1,504.0
Cambodia											
* OTHER SITE(S) : 1			0	0	3	6,726	0	0	0	0	2.3
Cambodia Total:			0	0	3	6,726	0	0	0	0	2.3
Canada											
ARGENTIA NEWFOUNDLAND	Navy Active	Placentia, Newfoundland	0	0	0	0	0	0	0	185	
* OTHER SITE(S) : 1			0	0	1	144	0	0	0	1	0.1
Canada Total:			0	0	1	144	0	0	0	186	0.1

* US Locations that do not meet criteria of at least ten (10) Acres AND at least \$10M PRV. US Territories and Non-US Locations that do not meet criteria of at least ten (10) Acres OR at least \$10M PRV.

DEPARTMENT OF DEFENSE - Navy
Base Structure Report - As of 30 Sept 2016

SITE	COMPONENT	NAME NEAREST CITY	BUILDINGS						ACRES OWNED	TOTAL ACRES	PRV (\$M)
			OWNED		LEASED		OTHER				
			COUNT	SQFT	COUNT	SQFT	COUNT	SQFT			
Diego Garcia											
NAVSUPPFAC Diego Garcia	Navy Active	Diego Garcia, Naval Facility	620	2,679,182	0	0	0	0	0	7,000	4,056.7
		Diego Garcia Total:	620	2,679,182	0	0	0	0	0	7,000	4,056.7
Djibouti											
Camp Lemonier Djibouti	Navy Active	Djibouti	1,592	1,093,494	0	0	1	432	0	572	833.5
		Djibouti Total:	1,592	1,093,494	0	0	1	432	0	572	833.5
Egypt											
Naval Medical Research Unit Three Cairo Egypt	Navy Active	Cairo	27	106,096	3	24,094	0	0	0	3	71.1
		Egypt Total:	27	106,096	3	24,094	0	0	0	3	71.1
El Salvador											
CSL EL SALVADOR	Navy Active	San Salvador	14	38,914	0	0	0	0	0	35	21.8
		El Salvador Total:	14	38,914	0	0	0	0	0	35	21.8
Greece											
NATO Ordnance Area	Navy Active	Soudha Bay	2	1,064	0	0	14	152,066	0	0	49.1
NSA Souda Bay	Navy Active	Soudha Bay	54	453,874	0	0	0	0	0	101	307.8
NSA Souda Bay Marathi Pier Area	Navy Active	Soudha Bay	9	15,045	0	0	0	0	0	0	159.0
NSA Souda Bay NAMFI Compound	Navy Active	Soudha Bay	7	37,575	0	0	0	0	0	0	10.4
* OTHER SITE(S) : 4			4	2,245	1	2,821	4	20,157	0	0	5.0
		Greece Total:	76	509,802	1	2,821	18	172,223	0	101	531.3
Guantanamo Bay											
NS Guantanamo Bay	Navy Active	Guantanamo Bay	1,416	6,281,031	0	0	8	13,520	0	28,817	3,935.5
		Guantanamo Bay Total:	1,416	6,281,031	0	0	8	13,520	0	28,817	3,935.5
Hong Kong											
* OTHER SITE(S) : 1			0	0	1	4,922	0	0	0	0	2.5
		Hong Kong Total:	0	0	1	4,922	0	0	0	0	2.5
Iceland											
Grindavik, Iceland	Navy Active	Grindavik	7	23,035	0	0	0	0	0	1,049	44.9
		Iceland Total:	7	23,035	0	0	0	0	0	1,049	44.9
Italy											
Augusta Bay	Navy Active	Catania	5	56,220	0	0	0	0	0	0	47.8
Carney Park	Navy Active	Naples	35	29,422	5	11,005	0	0	0	53	33.4

* US Locations that do not meet criteria of at least ten (10) Acres AND at least \$10M PRV. US Territories and Non-US Locations that do not meet criteria of at least ten (10) Acres OR at least \$10M PRV.

DEPARTMENT OF DEFENSE - Navy
Base Structure Report - As of 30 Sept 2016

SITE	COMPONENT	NAME NEAREST CITY	BUILDINGS						ACRES OWNED	TOTAL ACRES	PRV (\$M)
			OWNED		LEASED		OTHER				
			COUNT	SQFT	COUNT	SQFT	COUNT	SQFT			
Lago Patria	Navy Active	Naples	10	19,855	0	0	1	4,235	0	3	15.9
NAS 1 Support Area	Navy Active	Catania	61	1,128,063	1	67,800	0	0	0	10	537.5
NAS Pensacola Transmitter Site	Navy Active	Sigonella Sicily	11	32,985	0	0	0	0	0	0	33.7
NAS Sigonella	Navy Active	Sigonella Sicily	176	1,665,772	0	0	4	34,180	0	316	1,031.4
NAS Sigonella Belpasso Hsg	Navy Active	Catania	1	13,164	149	952,535	0	0	0	104	257.3
NATO Ordnance Facility	Navy Active	Sigonella Sicily	43	88,224	0	0	0	0	0	172	48.8
NAVSUPPACT NAPLES IT	Navy Active	Naples	75	1,362,908	0	0	0	0	0	58	662.0
NSA Naples Support Site	Navy Active	Naples	2	181,650	164	3,295,190	0	0	0	228	1,132.1
* OTHER SITE(S) : 8			3	7,633	10	134,151	5	13,470	0	14	29.7
Italy Total:			422	4,585,896	329	4,460,681	10	51,885	0	959	3,829.5
Japan											
Akasaki POL Dep	Navy Active	Sasebo	45	109,920	0	0	43	188,699	0	182	1,530.3
Awase	Navy Active	Kadena Air Base Okinawa	7	12,856	0	0	0	0	0	118	22.5
Azuma	Navy Active	Yokosuka	41	54,315	0	0	40	153,877	0	265	588.5
Camp Shields	Navy Active	Camp Shields-Okinawa	33	161,408	0	0	20	365,416	0	88	261.5
COMFLEACT Kadena Okinawa	Navy Active	Kadena Air Base Okinawa	121	716,987	0	0	1	26,508	0	120	415.7
COMFLEACT Sasebo	Navy Active	Sasebo	78	129,012	0	0	171	2,099,945	0	7,733	1,424.4
COMFLEACT Yokosuka	Navy Active	Yokosuka	265	510,030	0	0	482	10,836,469	0	2,704	8,032.6
Drydock Area-5030	Navy Active	Sasebo	1	506	0	0	12	19,893	0	0	287.5
Hachinohe POL Dep	Navy Active	Hachinohe	9	7,293	0	0	12	10,252	0	46	196.0
Hario Housing Area	Navy Active	Sasebo	21	6,548	0	0	76	1,192,730	0	87	474.2
Hario Shima Ammo	Navy Active	Sasebo	29	45,643	0	0	15	62,992	0	487	120.1
IKEDA-CHO HOUSING	Navy Active	Yokosuka	0	0	3	25,266	0	0	0	0	10.3
Ikego Housing Area	Navy Active	Ikego	39	46,802	0	0	134	2,254,075	0	714	930.6
Iorizaki POL Dep	Navy Active	Sasebo	5	154	0	0	4	7,744	0	56	1,840.1
Iwo Jima-3181	Navy Active	Iwo Jima Island	0	0	0	0	47	343,833	0	243	361.7
Kisarazu-JGSDF	Navy Active	Kisarazu	2	7,568	0	0	9	250,454	0	513	276.4
Kobi Sho Range-6084	Navy Active	Okinawa Island	0	0	0	0	0	0	0	216	
Koshiba POL Dep-3113	Navy Active	Yokohama	0	0	0	0	0	0	0	326	
Maebata	Navy Active	Sasebo	39	60,362	0	0	43	304,824	0	144	184.5
NAF Atsugi	Navy Active	Atsugi	258	545,681	0	0	274	3,772,862	0	1,237	2,207.3
NAF Misawa	Navy Active	Misawa AFB	71	912,961	0	0	6	3,048	27	27	433.3
Nagasaka Rifle Range	Navy Active	Yokosuka	0	0	0	0	0	0	0	26	
Negishi Dh Area	Navy Active	Yokohama	61	20,348	0	0	237	728,558	0	118	366.7
Okidaito Jima Rng-6088	Navy Active	Okinawa Island	0	0	0	0	0	0	0	283	
Sakibe	Navy Active	Sasebo	7	21,291	0	0	1	8,061	0	32	18.9
Sanno Hotel Tokyo-3185	Navy Active	Tokyo	2	774	0	0	1	229,119	0	2	96.6
Sekibi Sho Range-6085	Navy Active	Okinawa Island	0	0	0	0	0	0	0	10	

* US Locations that do not meet criteria of at least ten (10) Acres AND at least \$10M PRV. US Territories and Non-US Locations that do not meet criteria of at least ten (10) Acres OR at least \$10M PRV.

DEPARTMENT OF DEFENSE - Navy
Base Structure Report - As of 30 Sept 2016

SITE	COMPONENT	NAME NEAREST CITY	BUILDINGS						ACRES OWNED	TOTAL ACRES	PRV (\$M)
			OWNED		LEASED		OTHER				
			COUNT	SQFT	COUNT	SQFT	COUNT	SQFT			
Tengan Pier-6028	Navy Active	Tengan	6	9,743	0	0	0	0	0	8	73.3
Tsurumi POL Dep	Navy Active	Yokohama	21	11,349	0	0	20	56,841	0	48	184.6
Urago Ordinance	Navy Active	Yokosuka	13	18,822	0	0	29	177,583	0	61	146.2
White Beach	Navy Active	White Beach Nav Inst	71	161,916	0	0	11	144,955	0	290	269.6
Yokohama No Dock	Navy Active	Yokohama	8	83,621	0	0	6	271,464	0	9	115.8
Yokose POL Dep	Navy Active	Sasebo	10	2,143	0	0	25	139,469	0	168	3,690.1
* OTHER SITE(S) : 4			8	11,914	1	5,596	0	0	0	1	12.5
Japan Total:			1,271	3,669,967	4	30,863	1,719	23,649,670	27	16,359	24,571.7
Kenya											
NSA Bahrain - Kenya	Navy Active	Mombasa	6	19,770	0	0	0	0	0	0	41.7
Kenya Total:			6	19,770	0	0	0	0	0	0	41.7
Kuwait											
* OTHER SITE(S) : 1			0	0	0	0	3	19,363	0	0	2.0
Kuwait Total:			0	0	0	0	3	19,363	0	0	2.0
Oman											
* OTHER SITE(S) : 1			7	28,559	0	0	0	0	0	0	9.7
Oman Total:			7	28,559	0	0	0	0	0	0	9.7
Peru											
Naval Medical Research Center Det Lima Peru	Navy Active	Lima	4	7,574	0	0	2	38,074	0	0	20.3
* OTHER SITE(S) : 1			3	2,601	0	0	2	5,940	0	0	3.2
Peru Total:			7	10,175	0	0	4	44,014	0	0	23.6
Portugal											
* OTHER SITE(S) : 1			0	0	0	0	2	1,930	0	0	0.5
Portugal Total:			0	0	0	0	2	1,930	0	0	0.5
Romania											
NAVSUPPFAC ROMANIA	Navy Active	Unknown	7	95,428	0	0	0	0	0	438	24.8
Romania Total:			7	95,428	0	0	0	0	0	438	24.8
Singapore											
Singapore Area Coordinator	Navy Active	Singapore	1	6,724	95	579,895	52	426,996	0	0	252.8

* US Locations that do not meet criteria of at least ten (10) Acres AND at least \$10M PRV. US Territories and Non-US Locations that do not meet criteria of at least ten (10) Acres OR at least \$10M PRV.

DEPARTMENT OF DEFENSE - Navy
Base Structure Report - As of 30 Sept 2016

SITE	COMPONENT	NAME NEAREST CITY	BUILDINGS						ACRES OWNED	TOTAL ACRES	PRV (\$M)
			OWNED		LEASED		OTHER				
			COUNT	SQFT	COUNT	SQFT	COUNT	SQFT			
Singapore Area Coordinator Marina South Pier	Navy Active	Singapore	0	0	0	0	2	32,387	0	0	11.8
Singapore Total:			1	6,724	95	579,895	54	459,383	0	0	264.6
<u>South Korea</u>											
Camp Carroll	Navy Active	Yechon	0	0	0	0	1	78,606	0	0	14.6
Fleet Activities Chinhae	Navy Active	Chinhae	174	399,455	0	0	1	38,214	0	91	145.0
Pohang	Navy Active	Pohang	11	67,728	0	0	56	143,585	0	3	139.8
ROK Navy Base	Navy Active	Chinhae	2	16,454	0	0	0	0	0	0	72.2
Yechon	Navy Active	Yechon	2	253	0	0	29	81,790	0	0	97.0
Yongsan Garrison	Navy Active	Yongsan	17	61,231	0	0	0	0	0	0	18.6
* OTHER SITE(S) : 1			1	8,367	0	0	2	12,315	0	0	7.2
South Korea Total:			207	553,487	0	0	89	354,510	0	94	494.3
<u>Spain</u>											
NS Rota	Navy Active	Rota	864	4,068,222	0	0	0	0	0	5,962	2,201.2
* OTHER SITE(S) : 2			1	2,596	0	0	1	6,335	0	1	3.0
Spain Total:			865	4,070,818	0	0	1	6,335	0	5,963	2,204.2
<u>United Arab Emirates</u>											
NSA Bahrain - Jebel Ali	Navy Active	Dubai	4	4,953	30	102,201	0	0	0	36	92.5
* OTHER SITE(S) : 1			0	0	4	16,562	0	0	0	0	8.2
United Arab Emirates Total:			4	4,953	34	118,763	0	0	0	36	100.7
Overseas Total:			7,696	26,775,932	501	6,627,327	1,909	24,773,265	29	82,449	43,265.9
Worldwide Totals By Reporting Component:			34,887	343,469,071	628	9,008,588	22,465	102,247,776	592,286	2,148,483	220,535.1

* US Locations that do not meet criteria of at least ten (10) Acres AND at least \$10M PRV. US Territories and Non-US Locations that do not meet criteria of at least ten (10) Acres OR at least \$10M PRV.

DEPARTMENT OF DEFENSE - Air Force
Base Structure Report - As of 30 Sept 2016

SITE	COMPONENT	NAME NEAREST CITY	BUILDINGS						ACRES OWNED	TOTAL ACRES	PRV (\$M)
			OWNED		LEASED		OTHER				
			COUNT	SQFT	COUNT	SQFT	COUNT	SQFT			
Alabama											
Abston ANGS	Air Force Guard	Montgomery	7	72,984	0	0	0	0	0	27	21.9
Birmingham Airport	Air Force Guard	Birmingham	40	358,680	0	0	0	0	0	140	142.2
Dothan Regional Airport (ANGS)	Air Force Guard	Dothan	3	52,343	0	0	0	0	0	21	13.5
Leased Data Asset	Air Force Active	Maxwell AFB	1	110,750	0	0	0	0	0	33	30.2
Maxwell AFB	Air Force Active	Maxwell AFB	204	4,489,629	0	0	0	0	2,528	3,543	1,479.9
Maxwell AFB Gunter Annex	Air Force Active	Gunter AFB	54	1,697,083	0	0	0	0	353	355	468.0
Montgomery ANGS	Air Force Guard	Montgomery	6	65,123	0	0	0	0	12	12	17.9
Montgomery Regional Airport ANGB	Air Force Guard	Montgomery	42	361,225	0	0	0	0	0	70	121.4
* OTHER SITE(S) : 4			16	15,659	0	0	1	2,480	10	212	7.6
Alabama Total:			373	7,223,476	0	0	1	2,480	2,903	4,414	2,302.8
Alaska											
Barter Island Dew Station Bar	Air Force Active	Kaktovik	7	65,887	0	0	0	0	0	641	155.5
Big Mountain Radio Relay Site	Air Force Active	Iliamna	0	0	0	0	0	0	0	402	57.8
Birch Lake Recreation Annex	Air Force Active	Fairbanks	29	15,214	0	0	0	0	0	51	11.3
Blair Lake Air Force Rangeex	Air Force Active	Fairbanks	3	31,600	0	0	1	104	0	58,962	48.3
Cape Lisburne Long Range Radar Site	Air Force Active	Point Hope	6	44,834	0	0	0	0	0	1,125	106.6
Cape Newenham Long Range Radar Site	Air Force Active	Platinum	5	42,925	0	0	0	0	0	2,359	106.6
Cape Romanzof Long Range Radar Site	Air Force Active	Hooper Bay	8	36,745	0	0	0	0	0	4,900	79.1
Chena River Research Site	Air Force Active	Fairbanks	1	180	0	0	0	0	2,995	2,995	22.3
Clear AB	Air Force Active	Clear AFB	56	888,031	0	0	0	0	0	11,438	647.8
Cold Bay Long Range Radar Site	Air Force Active	Cold Bay	5	13,548	0	0	0	0	0	208	51.2
Eareckson AS	Air Force Active	Shemya Station	60	1,135,213	0	0	0	0	0	3,520	2,929.5
Eielson AFB	Air Force Active	North Pole	269	3,960,176	0	0	2	86,089	15,425	24,926	4,729.9
Elmendorf AFB	Air Force Active	Elmendorf AFB	407	8,007,595	0	0	1	4,800	5,841	13,455	7,522.8
Flaxman Island Range Radar Site	Air Force Active	Deadhorse	0	0	0	0	0	0	0	605	30.0
Fort Richardson	Air Force Active	Fort Richardson	477	6,030,507	0	0	2	2,300	2,136	60,027	5,053.2
Fort Yukon Long Range Radar Site	Air Force Active	Fort Yukon	5	40,803	0	0	0	0	0	84	30.9
Haarp Research Station	Air Force Active	Gakona	23	14,720	0	0	10	31,174	5,408	5,408	106.2
Indian Mountain Long Range Radar Site	Air Force Active	Hughes	8	33,230	0	0	0	0	0	4,226	112.1
Kalakaket Creek Radio Relay Site	Air Force Active	Ruby	0	0	0	0	0	0	0	316	34.0
King Salmon Airport	Air Force Active	King Salmon	4	46,967	0	0	46	325,049	134	914	632.8
Kotzebue Long Range Radar Site	Air Force Active	Kotzebue	2	4,511	0	0	0	0	0	676	10.0
Lonely Short Range Radar Site	Air Force Active	Barrow	0	0	0	0	12	27,401	0	1,082	200.2
Nikolski Radio Relay Site	Air Force Active	Nikolski	1	120	0	0	0	0	0	323	18.5
North River Radio Relay Site	Air Force Active	Unalakleet	0	0	0	0	0	0	0	144	15.9

* US Locations that do not meet criteria of at least ten (10) Acres AND at least \$10M PRV. US Territories and Non-US Locations that do not meet criteria of at least ten (10) Acres OR at least \$10M PRV.

DEPARTMENT OF DEFENSE - Air Force
Base Structure Report - As of 30 Sept 2016

SITE	COMPONENT	NAME NEAREST CITY	BUILDINGS						ACRES OWNED	TOTAL ACRES	PRV (\$M)
			OWNED		LEASED		OTHER				
			COUNT	SQFT	COUNT	SQFT	COUNT	SQFT			
Oliktok Long Range Radar Site	Air Force Active	Deadhorse	4	36,572	0	0	0	0	160	832	73.9
Point Barrow Long Range Radar Site	Air Force Active	Barrow	0	0	0	0	5	51,472	0	266	73.4
Point Lay Long Range Radar Site	Air Force Active	Point Lay	3	25,036	0	0	0	0	0	1,442	54.3
Seward Recreation Annex	Air Force Active	Unknown	13	12,279	0	0	0	0	0	11	14.2
Sparrevohn Long Range Radar Site	Air Force Active	Lime Village	7	37,855	0	0	0	0	108	1,179	117.8
Tatalina Long Range Radar Site	Air Force Active	McGrath	7	37,367	0	0	0	0	0	4,970	133.6
Ted Stevens IAP	Air Force Guard	Anchorage	35	422,232	0	0	0	0	0	129	342.1
Tin City Long Range Radar Site	Air Force Active	Wales	6	83,453	0	0	0	0	37	723	117.9
Wainwright Short Range Radar Site	Air Force Active	Wainwright	0	0	0	0	0	0	0	1,519	23.4
Yukon Weapons Range	Air Force Active	Fairbanks	7	7,458	0	0	0	0	38	327	30.2
* OTHER SITE(S) : 35			14	11,247	0	0	0	0	5,048	19,473	52.2
Alaska Total:			1,472	21,086,305	0	0	79	528,389	37,329	229,659	23,745.5
Arizona											
Air Force Plant 44	Air Force Active	Tucson	71	1,030,468	0	0	0	0	2,208	2,215	273.9
Davis-Monthan AF Missile Site 8	Air Force Active	Green Valley	2	1,326	0	0	0	0	10	10	10.0
Davis-Monthan AFB	Air Force Active	Davis Monthan AFB	527	5,058,980	0	0	4	97,398	3,536	10,383	2,365.5
Fort Huachuca (ANG)	Air Force Guard	Unknown	3	34,043	0	0	0	0	19	19	21.7
Gila Bend Air Force Auxiliary Field	Air Force Active	Gila Bend	42	132,985	0	0	0	0	0	1,886	128.1
Luke AFB	Air Force Active	Luke AFB	346	3,814,899	0	0	0	0	2,933	4,833	1,537.4
Luke Air Force Auxiliary Field 1	Air Force Active	Wittmann	1	600	0	0	0	0	400	1,105	147.3
Luke Waste Annex	Air Force Active	Glendale	9	26,014	0	0	0	0	0	46	25.7
Sky Harbor IAP	Air Force Guard	Phoenix	16	263,766	0	0	0	0	0	60	108.2
The Barry M Goldwater Air Force Range	Air Force Active	Gila Bend	10	10,363	0	0	0	0	102,689	1,753,512	174.1
Tucson IAP	Air Force Guard	Tucson	38	596,893	0	0	1	3,037	94	98	212.5
* OTHER SITE(S) : 6			35	43,352	0	0	2	1,019	159	543	10.7
Arizona Total:			1,100	11,013,689	0	0	7	101,454	112,048	1,774,709	5,015.1
Arkansas											
Fort Smith MAP	Air Force Guard	Fort Smith	39	373,771	0	0	0	0	0	143	126.9
Little Rock AFB	Air Force Active	Romance	344	4,054,059	0	0	0	0	6,772	6,929	1,665.3
* OTHER SITE(S) : 5			26	13,133	0	0	0	0	548	893	12.6
Arkansas Total:			409	4,440,963	0	0	0	0	7,320	7,965	1,804.8
California											
Air Force Plant 42	Air Force Active	Palmdale	118	3,427,064	0	0	0	0	6,131	6,131	2,049.1
Beale AFB	Air Force Active	Beale AFB	237	2,770,517	0	0	0	0	22,439	22,451	2,525.6

* US Locations that do not meet criteria of at least ten (10) Acres AND at least \$10M PRV. US Territories and Non-US Locations that do not meet criteria of at least ten (10) Acres OR at least \$10M PRV.

DEPARTMENT OF DEFENSE - Air Force
Base Structure Report - As of 30 Sept 2016

SITE	COMPONENT	NAME NEAREST CITY	BUILDINGS						ACRES OWNED	TOTAL ACRES	PRV (\$M)
			OWNED		LEASED		OTHER				
			COUNT	SQFT	COUNT	SQFT	COUNT	SQFT			
Channel Islands ANGS	Air Force Guard	Port Hueneme	22	344,883	0	0	0	0	206	206	285.0
Edwards AFB	Air Force Active	Lancaster	734	7,196,679	0	0	3	10,000	225,561	307,517	6,557.6
Fort MacArthur FH Annex	Air Force Active	Long Beach	39	278,654	0	0	1	1,180	111	193	111.5
Fresno Yosemite International (ANG)	Air Force Guard	Fresno	32	314,896	0	0	0	0	0	77	160.2
George AFB	Air Force Active	George AFB	4	3,556	0	0	0	0	3,739	4,055	83.2
Hayward MAP (ANG)	Air Force Guard	Hayward	17	148,452	0	0	0	0	0	27	70.3
Lincoln Communication Annex	Air Force Active	Lincoln	2	16,264	0	0	0	0	358	358	28.1
Los Angeles AFB	Air Force Active	El Segundo	21	967,628	0	0	0	0	54	56	350.9
Los Angeles Air Force Annex No.4	Air Force Active	Carson	1	85,000	0	0	0	0	23	23	30.8
March ARB	Air Force Reserve	Riverside	204	2,664,148	0	0	0	0	2,137	2,385	1,260.9
McClellan AFB	Air Force Active	McClellan AFB	47	399,517	24	2,282,985	0	0	2,777	2,872	1,265.5
Moffett Field Site 1	Air Force Guard	Moffett Field	25	304,360	0	0	0	0	112	112	138.1
MSA Munitions Storage Area Site 2	Air Force Guard	Fresno	6	28,718	0	0	0	0	0	25	13.0
Norwalk	Air Force Reserve	Norwalk	4	2,587	0	0	0	0	47	55	81.1
Ozol Defense Fuel Support Point	Air Force Active	Martinez	5	4,538	0	0	0	0	54	75	148.2
Pillar Point AFS	Air Force Active	Half Moon Bay	13	20,524	0	0	0	0	55	55	14.1
Point Arena AFS	Air Force Active	Point Arena	47	92,706	0	0	0	0	74	83	43.9
San Diego ANGS	Air Force Guard	San Diego	2	31,816	0	0	0	0	24	24	13.3
Sepulveda National Guard Station	Air Force Guard	Los Angeles	4	48,796	0	0	0	0	26	26	22.6
Travis AFB	Air Force Active	Fairfield	374	6,469,444	0	0	1	120	5,130	6,446	3,787.3
Travis Water System Annex 2	Air Force Active	Vacaville	12	23,421	0	0	0	0	206	206	18.4
Tulelake Radar Site	Air Force Active	Tulelake	4	17,140	0	0	0	0	0	928	28.5
USMC Marine Corp Site 3	Air Force Guard	Fresno	10	51,185	0	0	0	0	0	15	24.5
Vandenberg AFB	Air Force Active	Lompoc	631	6,446,314	0	0	2	9,200	98,415	118,312	4,282.1
* OTHER SITE(S) : 45			106	481,900	1	3,631	3	11,123	5,077	13,038	332.1
California Total:			2,721	32,640,707	25	2,286,616	10	31,623	372,755	485,751	23,726.0
Colorado											
Buckley AFB	Air Force Active	Aurora	201	3,804,960	0	0	0	0	3,409	4,234	1,552.0
Cheyenne Mountain AFS	Air Force Active	Colorado Springs	56	378,328	0	0	0	0	498	546	298.6
Fort Carson Weapons Range	Air Force Guard	Colorado Springs	4	8,144	0	0	0	0	0	3,110	17.9
Greeley ANGS	Air Force Guard	Greeley	8	60,439	0	0	0	0	0	17	26.1
Peterson AFB	Air Force Active	Colorado Springs	165	3,382,609	33	316,741	0	0	218	1,457	1,558.4
Schriever AFB	Air Force Active	Colorado Springs	77	2,079,648	0	0	0	0	3,202	5,634	899.2
The Farish Memorial Recreational Annex	Air Force Active	Calhan	19	19,477	0	0	0	0	652	663	20.5
USAF Academy	Air Force Active	Air Force Academy	260	6,004,395	0	0	0	0	44,090	53,136	3,451.7
USAF Academy Auxiliary Airfield	Air Force Active	Calhan	1	1,651	0	0	0	0	0	197	14.0

* US Locations that do not meet criteria of at least ten (10) Acres AND at least \$10M PRV. US Territories and Non-US Locations that do not meet criteria of at least ten (10) Acres OR at least \$10M PRV.

DEPARTMENT OF DEFENSE - Air Force

Base Structure Report - As of 30 Sept 2016

SITE	COMPONENT	NAME NEAREST CITY	BUILDINGS						ACRES OWNED	TOTAL ACRES	PRV (\$M)
			OWNED		LEASED		OTHER				
			COUNT	SQFT	COUNT	SQFT	COUNT	SQFT			
USAF Academy Site 2	Air Force Active	Air Force Academy	75	689,272	0	0	0	0	140	140	352.1
* OTHER SITE(S) : 59			62	85,540	1	30,302	0	0	92	6,594	476.5
Colorado Total:			928	16,514,463	34	347,043	0	0	52,301	75,729	8,667.1
Connecticut											
Bradley IAP	Air Force Guard	East Granby	34	348,533	0	0	0	0	0	148	170.6
Orange ANG Communications Station	Air Force Guard	Orange	4	56,456	0	0	0	0	21	29	24.7
Connecticut Total:			38	404,989	0	0	0	0	21	176	195.2
Delaware											
Dover AFB	Air Force Active	Dover	198	3,714,604	0	0	9	223,460	3,218	3,824	2,146.0
New Castle County Airport	Air Force Guard	New Castle	42	338,935	0	0	0	0	0	78	161.7
* OTHER SITE(S) : 2			0	0	0	0	0	0	2	3	0.0
Delaware Total:			240	4,053,539	0	0	9	223,460	3,220	3,905	2,307.7
Florida											
Arbuckle Airfield	Air Force Active	Avon Park	41	209,777	0	0	0	0	5,145	5,147	177.2
Avon Park AF Range	Air Force Active	Avon Park	7	6,369	0	0	0	0	100,929	100,929	32.5
Camp Blanding	Air Force Guard	Starke	24	133,426	0	0	0	0	0	219	31.2
Cape Canaveral AFS	Air Force Active	Cape Canaveral AFS	535	3,930,392	0	0	0	0	15,383	16,239	2,006.5
Cape San Blas Missile Tracking Annex D-3	Air Force Active	Port St Joe	12	29,911	0	0	0	0	831	831	13.3
Eglin AFB	Air Force Active	Eglin AFB	1,065	10,195,329	0	0	20	198,341	319,078	449,421	5,061.4
Eglin AFB Auxiliary Field 3	Air Force Active	Crestview	89	769,072	0	0	3	65,159	1,512	1,946	485.6
Eglin AFB Auxiliary Field 6	Air Force Active	Holt	42	156,921	0	0	5	18,379	832	855	128.6
Eglin Afb Site 2 (Santa Rosa Island)	Air Force Active	Ft Walton Beach	49	115,743	0	0	0	0	0	3,173	90.1
Homestead ARB	Air Force Reserve	Homestead	129	1,211,196	0	0	0	0	1,993	2,442	632.5
Hurlburt Field	Air Force Active	Mary Esther	374	4,800,486	0	0	0	0	6,341	6,341	1,822.2
Jacksonville IAP	Air Force Guard	Jacksonville	41	381,380	0	0	0	0	0	342	129.5
Jonathan Dickinson Missile Tracking Annex	Air Force Active	Hobe Sound	11	27,272	0	0	0	0	0	11	14.3
Kennedy Space Center Communications	Air Force Active	Cape Canaveral	49	93,865	0	0	1	231	0	57	47.4
Lynn Haven Defense Fuel Sup	Air Force Active	Lynn Haven	9	12,715	0	0	0	0	203	203	47.4
MacDill AFB	Air Force Active	Tampa	284	5,077,600	0	0	5	77,056	5,633	5,866	1,957.0
Malabar Transmitter Annex	Air Force Active	Palm Bay	9	34,909	0	0	0	0	640	640	12.5
Patrick AFB	Air Force Active	Patrick AFB	280	3,462,964	0	0	1	610	2,089	2,324	1,334.5
Tyndall AFB	Air Force Active	Panama City	465	4,148,349	0	0	2	1,392	26,562	28,824	1,734.5

* US Locations that do not meet criteria of at least ten (10) Acres AND at least \$10M PRV. US Territories and Non-US Locations that do not meet criteria of at least ten (10) Acres OR at least \$10M PRV.

DEPARTMENT OF DEFENSE - Air Force
Base Structure Report - As of 30 Sept 2016

SITE	COMPONENT	NAME NEAREST CITY	BUILDINGS						ACRES OWNED	TOTAL ACRES	PRV (\$M)
			OWNED		LEASED		OTHER				
			COUNT	SQFT	COUNT	SQFT	COUNT	SQFT			
* OTHER SITE(S) : 37			22	20,557	1	16,200	0	0	1,665	2,606	69.5
Florida Total:			3,537	34,818,233	1	16,200	37	361,168	488,837	628,416	15,827.7
Georgia											
Air Force Plant 6	Air Force Active	Marietta	103	6,452,319	0	0	0	0	755	755	1,467.0
Dobbins ARB	Air Force Reserve	Marietta	109	1,236,046	0	0	1	192	1,666	1,913	571.3
Glynco ANGS	Air Force Guard	Brunswick	2	60,419	0	0	0	0	0	14	18.3
Hunter ANGS 2	Air Force Guard	Savannah	11	55,729	0	0	0	0	18	18	16.1
Moody AFB	Air Force Active	Moody AFB	308	2,899,158	0	0	0	0	5,118	5,521	1,196.7
Moody Recreation Annex	Air Force Active	Lake Park	12	12,477	0	0	0	0	489	489	10.8
Robins AFB	Air Force Active	Robins AFB	515	13,690,948	0	0	2	203,028	6,779	6,935	4,032.3
Savannah/Hilton Head IAP	Air Force Guard	Garden City	61	666,644	0	0	0	0	0	207	195.8
Savannah/Hilton Head IAP Site 4	Air Force Guard	Garden City	14	74,805	0	0	0	0	0	49	26.9
* OTHER SITE(S) : 14			73	49,490	0	0	8	39,003	6,115	6,255	42.3
Georgia Total:			1,208	25,198,035	0	0	11	242,223	20,940	22,156	7,577.6
Hawaii											
Barking Sands Communications Station	Air Force Guard	Kekaha	4	31,016	0	0	0	0	0	11	36.9
Bellows AFS	Air Force Active	Kailua	90	129,791	0	0	0	0	409	486	221.3
Kaena Point Satellite Tracking Station	Air Force Active	Waianae	25	71,061	0	0	0	0	0	153	89.5
* OTHER SITE(S) : 18			41	226,339	0	0	14	103,348	2	616	314.6
Hawaii Total:			160	458,207	0	0	14	103,348	411	1,266	662.3
Idaho											
Boise Air Terminal (ANG)	Air Force Guard	Boise	178	1,712,130	0	0	0	0	0	354	607.6
Juniper Butte Range	Air Force Active	Unknown	2	7,754	0	0	0	0	0	12,141	16.5
Mountain Home AFB	Air Force Active	Mountain Home	254	2,932,931	0	0	1	3,200	2,250	6,858	3,264.8
Saylor Creek Air Force Range	Air Force Active	Bruneau	5	10,918	0	0	0	0	640	109,466	27.4
* OTHER SITE(S) : 40			30	21,925	0	0	0	0	0	6,106	20.8
Idaho Total:			469	4,685,658	0	0	1	3,200	2,890	134,925	3,937.1
Illinois											
Capital Airport	Air Force Guard	Springfield	29	328,694	0	0	0	0	0	78	156.1
Chanute AFB	Air Force Active	Rantoul	35	397,638	0	0	0	0	1,343	1,343	241.2
Greater Peoria Regional Airport	Air Force Guard	Peoria	33	429,193	0	0	0	0	0	720	268.1
Scott AFB	Air Force Active	Belleville	283	5,035,524	0	0	3	15,817	2,883	3,704	1,982.1

* US Locations that do not meet criteria of at least ten (10) Acres AND at least \$10M PRV. US Territories and Non-US Locations that do not meet criteria of at least ten (10) Acres OR at least \$10M PRV.

DEPARTMENT OF DEFENSE - Air Force

Base Structure Report - As of 30 Sept 2016

SITE	COMPONENT	NAME NEAREST CITY	BUILDINGS						ACRES OWNED	TOTAL ACRES	PRV (\$M)
			OWNED		LEASED		OTHER				
			COUNT	SQFT	COUNT	SQFT	COUNT	SQFT			
* OTHER SITE(S) : 5			1	3,519	2	11,842	0	0	37	41	7.3
Illinois Total:			381	6,194,568	2	11,842	3	15,817	4,263	5,886	2,654.8
Indiana											
FORT WAYNE IAP-4 50.20 ACRES	Air Force Guard	Fort Wayne	0	0	0	0	0	0	0	50	10.7
Grissom ARB	Air Force Reserve	Logansport	94	1,058,362	0	0	0	0	1,410	1,791	619.9
Hulman Fld	Air Force Guard	Terre Haute	39	305,963	0	0	0	0	37	121	108.4
* OTHER SITE(S) : 9			48	449,933	0	0	0	0	1,020	2,282	291.0
Indiana Total:			181	1,814,258	0	0	0	0	2,467	4,244	1,029.9
Iowa											
Des Moines IAP	Air Force Guard	Des Moines	32	232,162	4	177,754	0	0	0	172	155.7
Fort Dodge ANG	Air Force Guard	Fort Dodge	6	37,244	0	0	0	0	0	13	15.5
Sioux Gateway Apt/Col Bud Day Field (ANG)	Air Force Guard	Sioux City	37	414,635	0	0	0	0	0	267	186.4
* OTHER SITE(S) : 3			3	25,021	0	0	0	0	16	18	12.5
Iowa Total:			78	709,062	4	177,754	0	0	16	469	370.1
Kansas											
Forbes Field (ANG)	Air Force Guard	Topeka	32	504,722	0	0	0	0	192	215	211.3
McConnell AFB	Air Force Active	Wichita	210	2,845,428	0	0	0	0	2,663	3,577	1,560.2
Smoky Hill ANG Range	Air Force Guard	Salina	39	102,672	0	0	0	0	33,878	33,878	98.1
* OTHER SITE(S) : 7			7	196,250	0	0	0	0	101	348	55.8
Kansas Total:			288	3,649,072	0	0	0	0	36,834	38,019	1,925.3
Kentucky											
Louisville IAP-Standiford	Air Force Guard	Louisville	13	363,052	0	0	0	0	0	76	108.5
* OTHER SITE(S) : 1			3	37,026	0	0	0	0	0	6	12.0
Kentucky Total:			16	400,078	0	0	0	0	0	81	120.5
Louisiana											
Barksdale AFB	Air Force Active	Barksdale AFB	433	5,107,710	0	0	0	0	21,945	22,504	2,099.5
NAS JRB New Orleans	Air Force Guard	New Orleans	45	392,945	0	0	0	0	0	89	130.4
* OTHER SITE(S) : 6			17	93,683	0	0	3	16,671	11	7,838	35.9
Louisiana Total:			495	5,594,338	0	0	3	16,671	21,956	30,431	2,265.8

* US Locations that do not meet criteria of at least ten (10) Acres AND at least \$10M PRV. US Territories and Non-US Locations that do not meet criteria of at least ten (10) Acres OR at least \$10M PRV.

DEPARTMENT OF DEFENSE - Air Force
Base Structure Report - As of 30 Sept 2016

SITE	COMPONENT	NAME NEAREST CITY	BUILDINGS						ACRES OWNED	TOTAL ACRES	PRV (\$M)
			OWNED		LEASED		OTHER				
			COUNT	SQFT	COUNT	SQFT	COUNT	SQFT			
Maine											
Bangor IAP	Air Force Guard	Bangor	16	295,624	0	0	0	0	110	122	119.5
Bangor Lease Land Site 4	Air Force Guard	Bangor	17	123,450	0	0	1	523	0	159	66.9
DFAS Annex	Air Force Active	Limestone	0	0	0	0	1	142,400	0	16	47.9
South Portland ANG5	Air Force Guard	South Portland	9	58,046	0	0	0	0	0	12	19.3
* OTHER SITE(S) : 3			6	70,833	0	0	0	0	10	10	21.0
Maine Total:			48	547,953	0	0	2	142,923	121	320	274.6
Maryland											
Andrews AFB	Air Force Active	Andrews AFB	340	6,212,256	0	0	1	2,800	4,996	5,008	2,765.5
Brandywine Globecom Annex	Air Force Active	Brandywine	4	3,944	0	0	0	0	1,640	1,640	31.9
Governors Bridge Globecom Annex	Air Force Active	Davidsonville	2	26,540	0	0	0	0	864	864	30.3
Martin State Apt	Air Force Guard	Middle River	48	426,435	0	0	0	0	0	175	175.6
* OTHER SITE(S) : 7			18	17,433	1	624	3	65,878	22	258	27.5
Maryland Total:			412	6,686,608	1	624	4	68,678	7,522	7,945	3,030.9
Massachusetts											
Barnes MAP (ANG)	Air Force Guard	Westfield	51	453,136	0	0	0	0	1	115	269.5
Cape Cod AS	Air Force Active	Bourne	16	109,722	0	0	0	0	0	101	66.8
Hanscom AFB	Air Force Active	Bedford	144	4,057,344	0	0	1	2,176	527	846	1,899.1
Otis ANGB	Air Force Guard	Mashpee	106	989,985	0	0	0	0	1,353	4,026	800.4
Westover ARB	Air Force Reserve	Chicopee	127	1,649,187	0	0	0	0	2,123	2,193	1,060.7
* OTHER SITE(S) : 11			51	135,855	0	0	1	960	85	364	43.0
Massachusetts Total:			495	7,395,229	0	0	2	3,136	4,089	7,644	4,139.4
Michigan											
Alpena County Regional Airport	Air Force Guard	Alpena	92	483,853	0	0	0	0	0	657	240.3
Batt West Property Site 2	Air Force Guard	Battle Creek	7	64,724	0	0	1	120	0	159	18.4
Camp Grayling Weapons Range	Air Force Guard	Waters	1	12,247	0	0	0	0	0	16	12.0
Selfridge ANGB	Air Force Guard	Mount Clemens	248	2,365,458	0	0	0	0	3,079	3,593	1,486.7
W K Kellogg Airport	Air Force Guard	Battle Creek	30	341,461	0	0	0	0	0	140	160.4
W.K. KELLOGG SOUTH RAMP	Air Force Guard	Battle Creek	0	0	0	0	0	0	0	16	19.6
* OTHER SITE(S) : 4			5	18,811	0	0	0	0	39	58	8.7
Michigan Total:			383	3,286,554	0	0	1	120	3,118	4,638	1,946.1
Minnesota											
Duluth IAP	Air Force Guard	Duluth	25	340,835	0	0	0	0	1	253	179.0

* US Locations that do not meet criteria of at least ten (10) Acres AND at least \$10M PRV. US Territories and Non-US Locations that do not meet criteria of at least ten (10) Acres OR at least \$10M PRV.

DEPARTMENT OF DEFENSE - Air Force

Base Structure Report - As of 30 Sept 2016

SITE	COMPONENT	NAME NEAREST CITY	BUILDINGS						ACRES OWNED	TOTAL ACRES	PRV (\$M)
			OWNED		LEASED		OTHER				
			COUNT	SQFT	COUNT	SQFT	COUNT	SQFT			
Duluth International ARFF Site 2	Air Force Guard	Duluth	1	25,925	0	0	0	0	0	16	11.3
Minneapolis-St Paul	Air Force Reserve	Minneapolis	88	1,124,662	0	0	0	0	215	246	460.3
* OTHER SITE(S) : 8			21	89,248	0	0	0	0	33	73	27.8
Minnesota Total:			135	1,580,670	0	0	0	0	249	588	678.4
Mississippi											
255th Air Control Squadron	Air Force Guard	Gulfport	5	44,751	0	0	0	0	0	11	11.9
ADR Site	Air Force Guard	Gulfport	9	22,663	0	0	0	0	0	70	15.1
Columbus AFB	Air Force Active	Columbus	182	1,649,312	0	0	0	0	4,411	4,919	936.4
Columbus Auxiliary Airfield	Air Force Active	Shuqualak	5	8,480	0	0	0	0	895	1,061	33.7
Gulfport-Biloxi Regional Airport (ANG)	Air Force Guard	Gulfport	55	517,029	0	0	0	0	10	144	145.5
Jackson IAP, Thompson Field	Air Force Guard	Flowood	29	535,466	0	0	0	0	0	140	174.8
JACKSON IAP, THOMPSON FIELD SITE # 2	Air Force Guard		2	9,713	0	0	0	0	0	182	19.9
Keesler AFB	Air Force Active	Biloxi	220	6,660,305	0	0	2	4,870	1,597	1,670	2,032.4
Key Field	Air Force Guard	Meridian	35	398,385	0	0	0	0	0	124	157.4
* OTHER SITE(S) : 13			40	27,050	0	0	0	0	215	324	37.5
Mississippi Total:			582	9,873,154	0	0	2	4,870	7,128	8,645	3,564.6
Missouri											
Fort Leonard Wood Range	Air Force Guard	Laquey	2	6,449	0	0	1	7,500	0	305	15.9
Jefferson Barracks ANG	Air Force Guard	Jefferson Barracks	4	941	31	390,526	0	0	0	135	135.6
Lambert-St Louis	Air Force Guard	St. Louis	19	107,965	0	0	0	0	25	48	41.2
New Fire House Site #7	Air Force Guard	St. Joseph	1	24,459	0	0	1	6,000	0	41	10.5
NGA Arnold Site	Air Force Active	Arnold	3	253,249	0	0	0	0	34	36	63.1
Rosecrans MAP (139AG)	Air Force Guard	St. Joseph	40	330,355	0	0	0	0	53	90	136.2
St Louis AFS	Air Force Active	St. Louis	15	740,037	0	0	0	0	25	25	141.3
Whiteman AFB	Air Force Active	Whiteman AFB	334	3,950,374	0	0	0	0	4,948	5,566	2,846.0
* OTHER SITE(S) : 7			16	198,942	0	0	0	0	0	331	64.6
Missouri Total:			434	5,612,771	31	390,526	2	13,500	5,085	6,577	3,454.4
Montana											
Great Falls IAP	Air Force Guard	Great Falls	37	407,338	0	0	0	0	0	139	162.1
Malmstrom AF Missile Site F9	Air Force Active	Choteau	1	435	0	0	0	0	2	116	10.1
Malmstrom AF Missile Site P0	Air Force Active	Conrad	4	12,442	0	0	0	0	14	150	10.9
Malmstrom AF Missile Site Q0	Air Force Active	Shelby	4	12,442	0	0	0	0	15	137	13.1
Malmstrom AF Missile Site R0	Air Force Active	Brady	4	12,442	0	0	0	0	14	139	10.8
Malmstrom AF Missile Site R21	Air Force Active	Conrad	1	937	0	0	0	0	6	109	11.0

* US Locations that do not meet criteria of at least ten (10) Acres AND at least \$10M PRV. US Territories and Non-US Locations that do not meet criteria of at least ten (10) Acres OR at least \$10M PRV.

DEPARTMENT OF DEFENSE - Air Force
Base Structure Report - As of 30 Sept 2016

SITE	COMPONENT	NAME NEAREST CITY	BUILDINGS						ACRES OWNED	TOTAL ACRES	PRV (\$M)
			OWNED		LEASED		OTHER				
			COUNT	SQFT	COUNT	SQFT	COUNT	SQFT			
Malmstrom AF Missile Site S0	Air Force Active	Brady	4	12,442	0	0	0	0	14	178	10.6
Malmstrom AF Missile Site T0	Air Force Active	Valier	4	12,442	0	0	0	0	16	156	11.6
Malmstrom AFB	Air Force Active	Malmstrom AFB	224	2,975,757	0	0	0	0	3,189	3,628	1,633.7
* OTHER SITE(S) : 221			245	246,194	0	0	1	25	634	24,292	1,823.2
Montana Total:			528	3,692,871	0	0	1	25	3,902	29,045	3,697.2
Nebraska											
Lincoln MAP	Air Force Guard	Overbrook	27	356,165	0	0	0	0	97	114	137.2
Offutt AFB	Air Force Active	Offutt AFB	204	5,765,047	0	0	0	0	1,908	1,923	2,076.1
Offutt Communications Annex 2 Globecom	Air Force Active	Elkhorn	10	136,621	0	0	0	0	372	372	50.5
Offutt FH Annex	Air Force Active	Offutt AFB	24	384,929	0	0	0	0	790	793	224.9
* OTHER SITE(S) : 94			102	155,755	0	0	0	0	400	10,814	704.9
Nebraska Total:			367	6,798,517	0	0	0	0	3,567	14,016	3,193.5
Nevada											
Creech AFB	Air Force Active	Indian Springs	144	1,051,446	0	0	0	0	253	2,318	819.9
Nellis AFB	Air Force Active	Las Vegas	625	6,371,471	0	0	1	111,253	5,214	14,160	4,402.1
Nellis Air Force Range	Air Force Active	Indian Springs	63	136,263	0	0	0	0	433	3,092,317	281.6
Nellis Small Arms Range Annex	Air Force Active	Las Vegas	0	0	0	0	0	0	0	10,623	10.6
Nellis Water System Annex	Air Force Active	North Las Vegas	2	19,347	0	0	0	0	104	107	19.0
Reno Tahoe IAP	Air Force Guard	Reno	30	387,141	0	0	0	0	0	60	179.3
Tonopah AFS	Air Force Active	Tonopah	17	38,431	0	0	0	0	4	47	16.2
Tonopah Auxiliary Airfield Annex	Air Force Active	Tonopah	148	1,651,480	0	0	0	0	0	2,157	1,162.0
Tonopah Auxiliary Airfield Annex 2	Air Force Active	Tonopah	93	782,042	0	0	0	0	0	109	225.1
* OTHER SITE(S) : 18			18	65,604	1	2,118	1	840	0	15,395	27.7
Nevada Total:			1,140	10,503,225	1	2,118	2	112,093	6,008	3,137,294	7,143.4
New Hampshire											
New Boston AS	Air Force Active	New Boston	26	122,974	0	0	1	5,269	2,826	2,873	85.2
Newington Defense Fuel Support Point	Air Force Active	Newington	3	3,680	0	0	0	0	10	15	46.3
Pease ANGB	Air Force Guard	Portsmouth	48	546,185	0	0	2	834	216	216	277.6
New Hampshire Total:			77	672,839	0	0	3	6,103	3,052	3,104	409.1
New Jersey											
Air Mobility Warfare Center	Air Force Active	Fort Dix	13	273,206	0	0	0	0	27	27	100.7
Atlantic City IAP	Air Force Guard	Egg Harbor Township	41	423,098	0	0	3	19,680	296	307	214.6
Fort Dix	Air Force Active	Fort Dix	702	5,895,822	0	0	1	5,426	30,720	30,720	3,763.1
McGuire AFB	Air Force Active	McGuire AFB	247	5,195,790	0	0	0	0	3,563	3,620	2,594.7

* US Locations that do not meet criteria of at least ten (10) Acres AND at least \$10M PRV. US Territories and Non-US Locations that do not meet criteria of at least ten (10) Acres OR at least \$10M PRV.

DEPARTMENT OF DEFENSE - Air Force
Base Structure Report - As of 30 Sept 2016

SITE	COMPONENT	NAME NEAREST CITY	BUILDINGS						ACRES OWNED	TOTAL ACRES	PRV (\$M)
			OWNED		LEASED		OTHER				
			COUNT	SQFT	COUNT	SQFT	COUNT	SQFT			
NAWCADLKE Non-NIF Lakehurst	Air Force Active	Lakehurst	200	3,110,691	0	0	1	4,733	7,405	7,405	1,799.0
Warren Grove Range	Air Force Guard	Warren Grove	5	9,030	0	0	0	0	9,416	9,416	14.4
* OTHER SITE(S) : 5			20	130,430	0	0	2	3,687	65	321	804.6
New Jersey Total:			1,228	15,038,067	0	0	7	33,526	51,491	51,815	9,291.0
<u>New Mexico</u>											
Boles Wells Water System Annex	Air Force Active	Holloman AFB	3	6,431	0	0	0	0	2,694	6,983	24.1
Bonito Lake Water System Annex	Air Force Active	Holloman AFB	5	1,529	0	0	0	0	0	153	27.6
Cannon AFB	Air Force Active	Cannon AFB	240	3,285,478	0	0	0	0	3,460	4,213	1,833.9
Cannon AFB Site 2	Air Force Active	Cannon AFB	4	29,471	0	0	0	0	309	309	36.3
Holloman AFB	Air Force Active	Holloman AFB	476	5,756,737	0	0	21	581,640	8,601	51,813	4,033.5
Holloman Site #3	Air Force Active	Chaparral	0	0	0	0	0	0	5,339	5,339	15.0
Kirtland AFB	Air Force Active	Kirtland AFB	761	7,737,145	0	0	0	0	25,473	43,842	4,498.2
Melrose Air Force Range	Air Force Active	Floyd	16	29,083	0	0	0	0	58,524	79,973	74.8
* OTHER SITE(S) : 28			63	245,583	1	20	0	0	1,863	13,079	180.0
New Mexico Total:			1,568	17,091,457	1	20	21	581,640	106,263	205,704	10,723.3
<u>New York</u>											
Air Force Plant 59	Air Force Active	Johnson City	4	637,238	0	0	0	0	29	32	181.4
Francis S. Gabreski Airport	Air Force Guard	Westhampton Beach	26	354,231	0	0	0	0	0	80	153.5
Hancock Field	Air Force Guard	Syracuse	48	595,645	0	0	0	0	270	322	340.6
Neads Unit, Rome	Air Force Guard	Griffiss AFB	6	63,185	0	0	0	0	43	43	29.4
Niagara Falls	Air Force Reserve	Niagara Falls	93	1,049,542	0	0	0	0	548	986	516.4
Plattsburg AFB	Air Force Active	Plattsburgh	49	426,247	0	0	0	0	3,694	3,694	109.6
Rome Laboratory	Air Force Active	Rome	8	1,269,664	0	0	0	0	94	98	453.6
Schenectady MAP (ANG)	Air Force Guard	Scotia	35	414,204	0	0	0	0	0	129	180.5
Stewart IAP	Air Force Guard	Newburgh	44	846,406	0	0	1	33	0	308	483.7
Verona Defense Fuel Support Point	Air Force Active	Verona	6	6,722	0	0	0	0	35	35	37.6
Verona Test Annex	Air Force Active	Vernon	19	62,139	0	0	0	0	494	495	32.1
* OTHER SITE(S) : 15			14	43,059	0	0	0	0	731	886	23.5
New York Total:			352	5,768,282	0	0	1	33	5,938	7,107	2,541.9
<u>North Carolina</u>											
Charlotte/Douglas IAP	Air Force Guard	Charlotte	33	396,730	0	0	1	20,298	0	110	129.7
Dare County Range	Air Force Active	Stumpy Point	15	14,016	0	0	0	0	46,595	46,604	19.9
Fort Fisher Recreation Site	Air Force Active	Kure Beach	55	130,160	0	0	0	0	40	40	28.7
Seymour Johnson AFB	Air Force Active	Seymour Johnson AFB	319	3,127,553	0	0	0	0	3,243	4,129	1,260.3
Stanly County Airport	Air Force Guard	New London	38	143,884	0	0	1	240	0	114	60.1

* US Locations that do not meet criteria of at least ten (10) Acres AND at least \$10M PRV. US Territories and Non-US Locations that do not meet criteria of at least ten (10) Acres OR at least \$10M PRV.

DEPARTMENT OF DEFENSE - Air Force

Base Structure Report - As of 30 Sept 2016

SITE	COMPONENT	NAME NEAREST CITY	BUILDINGS						ACRES OWNED	TOTAL ACRES	PRV (\$M)
			OWNED		LEASED		OTHER				
			COUNT	SQFT	COUNT	SQFT	COUNT	SQFT			
* OTHER SITE(S) : 1			0	0	0	0	0	0	3	3	
North Carolina Total:			460	3,812,343	0	0	2	20,538	49,881	51,000	1,498.7
North Dakota											
Cavalier AS	Air Force Active	Mountain	18	378,342	0	0	1	384	278	295	165.1
Defense Fuel Support Point	Air Force Active	Grand Forks	4	7,129	0	0	0	0	11	28	73.3
Grand Forks AFB	Air Force Active	Grand Forks AFB	169	2,720,144	0	0	1	7,580	4,830	5,420	1,490.6
Hector IAP	Air Force Guard	Fargo	0	0	1	2,830	37	459,983	0	255	201.5
Minot AFB	Air Force Active	Minot AFB	285	3,935,973	0	0	0	0	4,965	5,616	1,942.6
* OTHER SITE(S) : 171			364	234,534	0	0	0	0	2,553	19,421	1,274.3
North Dakota Total:			840	7,276,122	1	2,830	39	467,947	12,638	31,035	5,147.3
Ohio											
Blue Ash ANG	Air Force Guard	Blue Ash	15	51,903	0	0	0	0	0	12	19.2
Camp Perry (ANG)	Air Force Guard	Port Clinton	14	79,957	1	12,545	0	0	0	59	41.6
Mansfield Lahm MAP	Air Force Guard	Mansfield	27	290,638	0	0	0	0	0	287	223.2
Rickenbacker IAP (ANG)	Air Force Guard	Columbus	20	472,748	0	0	0	0	163	169	225.4
Springfield Beckley MAP	Air Force Guard	Springfield	38	399,691	0	0	0	0	0	180	155.9
Toledo/Exp Airport	Air Force Guard	Swanton	45	374,645	0	0	0	0	0	135	142.7
Wright-Patt Site 2	Air Force Active	Wright-Patterson AFB	216	9,052,246	0	0	0	0	2,368	2,368	3,899.6
Wright-Patterson AFB	Air Force Active	Wright-Patterson AFB	407	7,623,884	0	0	0	0	5,310	5,819	3,699.6
Youngstown Joint ARS	Air Force Reserve	Vienna	77	792,198	0	0	1	78	230	659	300.4
Zanesville ANG	Air Force Guard	Unknown	5	33,398	0	0	0	0	0	13	12.2
* OTHER SITE(S) : 9			15	290,666	1	1	0	0	5	1,720	210.5
Ohio Total:			879	19,461,974	2	12,546	1	78	8,076	11,421	8,930.2
Oklahoma											
Altus AFB	Air Force Active	Jackson	160	2,539,483	0	0	0	0	2,424	6,830	1,273.9
Kegelman Air Force Auxiliary Field	Air Force Active	Jet	7	11,093	0	0	0	0	1,066	1,284	41.0
Tinker Aerospace Complex	Air Force Active	Oklahoma City	12	3,960,827	0	0	1	1	414	414	1,125.3
Tinker AFB	Air Force Active	Oklahoma City	404	14,489,540	0	0	0	0	3,945	4,858	4,686.7
TINKER AFB SITE #3	Air Force Active	Oklahoma City	8	144,297	0	0	0	0	26	26	55.8
Tinker Support Annex	Air Force Active	Oklahoma City	22	154,644	0	0	0	0	89	133	64.7
Tulsa IAP	Air Force Guard	Tulsa	46	390,652	0	0	0	0	0	145	130.6
Vance AFB	Air Force Active	Enid	128	1,487,949	0	0	0	0	2,123	3,739	768.6
Will Rogers World Airport	Air Force Guard	Oklahoma City	37	362,591	0	0	1	128	0	135	138.9
* OTHER SITE(S) : 11			12	9,501	2	12,619	0	0	1,132	1,152	11.3

* US Locations that do not meet criteria of at least ten (10) Acres AND at least \$10M PRV. US Territories and Non-US Locations that do not meet criteria of at least ten (10) Acres OR at least \$10M PRV.

DEPARTMENT OF DEFENSE - Air Force

Base Structure Report - As of 30 Sept 2016

SITE	COMPONENT	NAME NEAREST CITY	BUILDINGS						ACRES OWNED	TOTAL ACRES	PRV (\$M)
			OWNED		LEASED		OTHER				
			COUNT	SQFT	COUNT	SQFT	COUNT	SQFT			
Oklahoma Total:			836	23,550,577	2	12,619	2	129	11,219	18,715	8,296.7
Oregon											
Klamath Falls Airport-Kingsley Field (ANG)	Air Force Guard	Kingsley Field	31	270,820	0	0	0	0	34	1,022	168.7
Portland IAP	Air Force Guard	Portland	61	717,201	0	0	0	0	0	222	355.6
* OTHER SITE(S) : 9			31	236,610	0	0	0	0	0	2,337	83.8
Oregon Total:			123	1,224,631	0	0	0	0	34	3,582	608.1
Pennsylvania											
Fort Indiantown Gap AGS	Air Force Guard	Annville	26	159,951	0	0	1	6,881	0	62	50.5
Fort Indiantown Gap AGS Area 15	Air Force Guard	Annville	5	13,890	0	0	2	1,692	0	69	11.1
Fort Indiantown Gap AGS Area 2	Air Force Guard	Annville	19	62,396	0	0	0	0	0	53	22.5
Harrisburg IAP (ANG)	Air Force Guard	Middletown	39	330,261	1	15,077	0	0	0	42	112.3
Johnstown Cambria County Airport	Air Force Guard	Johnstown	1	22,039	0	0	0	0	0	10	11.6
Pittsburgh IAP (ANG)	Air Force Guard	Coraopolis	37	415,822	0	0	0	0	0	179	200.6
Pittsburgh IAP (ARS)	Air Force Reserve	Coraopolis	62	597,532	0	0	0	0	12	180	244.3
Willow Grove JRB	Air Force Guard	Horsham	72	875,051	0	0	2	1,644	207	207	351.9
* OTHER SITE(S) : 7			4	37,021	0	0	0	0	0	386	18.5
Pennsylvania Total:			265	2,513,963	1	15,077	5	10,217	219	1,187	1,023.3
Rhode Island											
North Smithfield ANGS	Air Force Guard	Slatersville	8	62,919	0	0	0	0	24	34	26.6
Quonset State Airport	Air Force Guard	North Kingstown	33	430,587	0	0	1	1,762	0	104	210.5
* OTHER SITE(S) : 1			0	0	0	0	0	0	0	2	
Rhode Island Total:			41	493,506	0	0	1	1,762	24	140	237.2
South Carolina											
Charleston AFB	Air Force Active	Charleston	234	3,277,225	0	0	0	0	3,118	3,877	1,657.7
Charleston Defense Fuel Support Point	Air Force Active	Charleston	7	5,223	0	0	0	0	44	56	119.2
Hunley Park Military FH	Air Force Active	Charleston	3	12,761	0	0	0	0	271	271	16.4
McEntire Joint NGB	Air Force Guard	Columbia	93	1,010,451	0	0	0	0	2,276	2,421	391.0
North Air Force Auxiliary Field	Air Force Active	North	6	33,035	0	0	0	0	2,279	2,393	79.4
NWS Charleston	Air Force Active	Goose Creek	559	4,766,377	0	0	3	6,732	15,446	16,729	2,354.6
NWS Charleston North Yard	Air Force Active	North Charleston	11	278,808	0	0	0	0	21	21	90.3
NWS Charleston Short Stay	Air Force Active	Moncks Corner	43	58,299	0	0	1	345	0	57	13.3
Poinsett Electronic Combat Range	Air Force Active	Wedgfield	12	17,636	0	0	0	0	12,521	12,521	17.6
Shaw AFB	Air Force Active	Shaw AFB	285	3,433,380	0	0	0	0	3,379	3,479	1,562.8

* US Locations that do not meet criteria of at least ten (10) Acres AND at least \$10M PRV. US Territories and Non-US Locations that do not meet criteria of at least ten (10) Acres OR at least \$10M PRV.

DEPARTMENT OF DEFENSE - Air Force

Base Structure Report - As of 30 Sept 2016

SITE	COMPONENT	NAME NEAREST CITY	BUILDINGS						ACRES OWNED	TOTAL ACRES	PRV (\$M)
			OWNED		LEASED		OTHER				
			COUNT	SQFT	COUNT	SQFT	COUNT	SQFT			
* OTHER SITE(S) : 16			29	106,683	4	265,009	0	0	34	122	105.7
South Carolina Total:			1,282	12,999,878	4	265,009	4	7,077	39,389	41,947	6,408.0
South Dakota											
Ellsworth AFB Site 1	Air Force Active	Ellsworth AFB	259	3,712,143	0	0	1	14,941	4,693	5,310	1,865.7
Ellsworth AFB Site 2	Air Force Active	Box Elder	63	441,511	0	0	0	0	537	725	348.3
Joe Foss Field	Air Force Guard	Sioux Falls	34	351,492	3	51,167	0	0	0	217	152.4
* OTHER SITE(S) : 13			3	93,076	0	0	0	0	2,486	2,905	30.4
South Dakota Total:			359	4,598,222	3	51,167	1	14,941	7,716	9,158	2,396.9
Tennessee											
Arnold AS	Air Force Active	Arnold AFB	336	2,827,620	0	0	2	13,320	38,861	38,866	8,635.5
McGhee Tyson Airport	Air Force Guard	Louisville	73	785,020	0	0	0	0	0	346	325.8
Memphis IAP	Air Force Guard	Memphis	19	562,807	0	0	1	56,100	0	119	224.1
Nashville IAP	Air Force Guard	Nashville	29	426,957	0	0	0	0	0	88	141.8
* OTHER SITE(S) : 2			7	31,499	0	0	0	0	0	12	13.4
Tennessee Total:			464	4,633,903	0	0	3	69,420	38,861	39,431	9,340.6
Texas											
Air Force Plant 4	Air Force Active	Fort Worth	95	5,675,355	0	0	0	0	678	727	1,402.7
Camp Bullis	Air Force Active	San Antonio	295	784,037	0	0	0	0	27,993	27,993	324.4
Canyon Lake Recreation Annex	Air Force Active	Canyon Lake	39	24,719	0	0	0	0	0	383	13.8
Dyess AFB	Air Force Active	Abilene	280	3,417,889	0	0	3	97,777	3,120	6,320	1,978.0
Eldorado AFS	Air Force Active	Eldorado	7	114,791	0	0	0	0	119	128	46.3
Ellington Field	Air Force Guard	Houston	55	512,503	0	0	3	81,984	213	213	193.4
Fort Bliss ANG	Air Force Guard	El Paso	2	48,443	0	0	0	0	0	12	16.3
Fort Sam Houston	Air Force Active	Fort Sam Houston	394	10,747,133	0	0	0	0	2,655	2,749	3,044.4
Goodfellow AFB	Air Force Active	San Angelo	156	2,594,281	0	0	0	0	1,082	1,083	782.8
Goodfellow Recreation Annex 1	Air Force Active	Unknown	9	5,551	0	0	0	0	0	15	11.8
Hensley Field AGS	Air Force Guard	Dallas	0	0	8	62,487	0	0	0	23	16.0
Kelly AFB	Air Force Active	San Antonio	2	258	23	1,773,672	0	0	435	435	396.6
Kelly Field Annex	Air Force Active	Kelly AFB	134	2,320,521	0	0	0	0	2,211	2,799	1,033.5
Lackland AFB	Air Force Active	San Antonio	402	10,601,735	0	0	3	18,192	2,713	2,720	2,760.1
Lackland Training Annex	Air Force Active	Lackland AFB	256	1,528,421	0	0	1	192	4,017	4,028	598.8
Laughlin AFB	Air Force Active	Del Rio	185	1,908,189	0	0	0	0	4,355	4,692	889.1
Laughlin AFB Aux 1	Air Force Active	Quemado	6	5,145	0	0	0	0	402	724	26.5
Medical Center Annex Site 1	Air Force Active	Fort Sam Houston	33	3,036,581	0	0	3	68,081	189	189	939.8
Randolph AFB	Air Force Active	Universal City	243	4,112,790	0	0	1	652	2,884	3,180	1,562.8
Sequin Air Force Auxiliary Field	Air Force Active	Sequin	5	3,962	0	0	0	0	972	973	75.4

* US Locations that do not meet criteria of at least ten (10) Acres AND at least \$10M PRV. US Territories and Non-US Locations that do not meet criteria of at least ten (10) Acres OR at least \$10M PRV.

DEPARTMENT OF DEFENSE - Air Force
Base Structure Report - As of 30 Sept 2016

SITE	COMPONENT	NAME NEAREST CITY	BUILDINGS						ACRES OWNED	TOTAL ACRES	PRV (\$M)
			OWNED		LEASED		OTHER				
			COUNT	SQFT	COUNT	SQFT	COUNT	SQFT			
Sheppard AFB	Air Force Active	Wichita Falls	328	7,232,700	0	0	0	0	4,598	5,297	2,510.3
Sheppard Recreation Annex	Air Force Active	Unknown	51	32,787	0	0	0	0	0	430	10.0
* OTHER SITE(S) : 34			92	1,021,664	0	0	47	559,324	358	1,385	477.1
Texas Total:			3,069	55,729,455	31	1,836,159	61	826,202	58,994	66,501	19,109.8
Utah											
Hill AFB	Air Force Active	Hill AFB	765	12,653,028	1	24,660	0	0	517	6,946	4,489.1
Little Mountain Test Annex	Air Force Active	Ogden	19	124,693	0	0	0	0	731	731	62.8
Salt Lake City IAP	Air Force Guard	Salt Lake City	52	496,265	0	0	0	0	0	135	219.7
Utah Test and Training Range	Air Force Active	Wendover	32	26,728	0	0	0	0	7,180	572,656	46.3
UTTR - North	Air Force Active	Grouse Creek	78	414,886	0	0	0	0	0	366,877	220.0
* OTHER SITE(S) : 73			21	13,635	2	136,250	1	2,000	139	455	30.7
Utah Total:			967	13,729,235	3	160,910	1	2,000	8,567	947,800	5,068.6
Vermont											
Burlington IAP	Air Force Guard	South Burlington	39	422,301	0	0	0	0	0	248	211.3
* OTHER SITE(S) : 1			0	0	0	0	0	0	0	33	0.7
Vermont Total:			39	422,301	0	0	0	0	0	281	212.0
Virginia											
Byrd Field	Air Force Guard	Sandston	4	54,865	0	0	0	0	0	16	13.1
Camp Pendleton (ANG)	Air Force Guard	Virginia Beach	11	95,741	0	0	0	0	0	60	22.5
Fort Eustis	Air Force Active	Newport News	421	6,741,378	0	0	0	0	7,932	7,933	2,105.6
Langley AFB	Air Force Active	Langley AFB	277	5,475,830	0	0	1	17,600	3,766	3,992	2,191.7
Langley FH Annex	Air Force Active	Hampton	6	55,804	0	0	0	0	302	302	23.0
* OTHER SITE(S) : 2			0	0	1	41,348	0	0	0	1,942	10.8
Virginia Total:			719	12,423,618	1	41,348	1	17,600	12,000	14,245	4,366.7
Washington											
Camp Murray AGS	Air Force Guard	Tacoma	13	141,368	0	0	0	0	0	42	51.3
Cusick Survival TS	Air Force Active	Cusick	10	24,571	0	0	0	0	0	494,250	19.4
Fairchild AFB	Air Force Active	Fairchild AFB	228	4,041,079	0	0	0	0	4,464	6,102	2,003.9
Paine Field ANGS	Air Force Guard	Everett	9	46,399	0	0	0	0	15	15	17.8
White Bluff Site 1	Air Force Active	Spokane	16	121,743	0	0	0	0	86	86	51.9
* OTHER SITE(S) : 12			14	34,865	0	0	0	0	174	228	25.2
Washington Total:			290	4,410,025	0	0	0	0	4,739	500,723	2,169.5

* US Locations that do not meet criteria of at least ten (10) Acres AND at least \$10M PRV. US Territories and Non-US Locations that do not meet criteria of at least ten (10) Acres OR at least \$10M PRV.

DEPARTMENT OF DEFENSE - Air Force
Base Structure Report - As of 30 Sept 2016

SITE	COMPONENT	NAME NEAREST CITY	BUILDINGS						ACRES OWNED	TOTAL ACRES	PRV (\$M)
			OWNED		LEASED		OTHER				
			COUNT	SQFT	COUNT	SQFT	COUNT	SQFT			
West Virginia											
EWVRA Shepherd Field	Air Force Guard	Martinsburg	31	477,021	0	0	3	184,506	0	339	269.4
Yeager Airport	Air Force Guard	Charleston	33	422,757	0	0	0	0	0	283	206.7
* OTHER SITE(S) : 2			2	5,010	0	0	0	0	0	0	2.6
West Virginia Total:			66	904,788	0	0	3	184,506	0	622	478.7
Wisconsin											
Gen Mitchell IAP	Air Force Guard	Milwaukee	22	330,459	0	0	3	11,273	0	67	175.2
Hardwood Weapons Range (ANG)	Air Force Guard	Necedah	4	11,041	0	0	0	0	0	7,865	18.9
Truax ANGB	Air Force Guard	Madison	50	724,401	0	0	0	0	38	152	293.1
Volk ANGB	Air Force Guard	Camp Douglas	131	599,293	0	0	0	0	0	2,385	360.8
* OTHER SITE(S) : 6			1	22,520	0	0	0	0	1	38	14.3
Wisconsin Total:			208	1,687,714	0	0	3	11,273	39	10,507	862.2
Wyoming											
Cheyenne Regional Apt	Air Force Guard	Cheyenne	36	447,167	0	0	0	0	0	719	165.3
F E Warren AFB	Air Force Active	Cheyenne	247	3,282,628	0	0	2	2,059	2,247	6,834	1,427.1
* OTHER SITE(S) : 86			54	91,860	0	0	0	0	241	15,542	308.7
Wyoming Total:			337	3,821,655	0	0	2	2,059	2,488	23,095	1,901.2
US/US Territories Total:			33,087	449,141,747	148	5,630,408	352	4,232,229	1,746,386	8,824,573	236,278.7

* US Locations that do not meet criteria of at least ten (10) Acres AND at least \$10M PRV. US Territories and Non-US Locations that do not meet criteria of at least ten (10) Acres OR at least \$10M PRV.

DEPARTMENT OF DEFENSE - Air Force
Base Structure Report - As of 30 Sept 2016

SITE	COMPONENT	NAME NEAREST CITY	BUILDINGS						ACRES OWNED	TOTAL ACRES	PRV (\$M)
			OWNED		LEASED		OTHER				
			COUNT	SQFT	COUNT	SQFT	COUNT	SQFT			
Aruba											
* OTHER SITE(S) : 1			1	2,071	0	0	0	0	0	0	1.3
		Aruba Total:	1	2,071	0	0	0	0	0	0	1.3
Australia											
* OTHER SITE(S) : 3			42	34,983	1	5,013	0	0	0	5	13.9
		Australia Total:	42	34,983	1	5,013	0	0	0	5	13.9
Belgium											
Kleine Brogel AB	Air Force Active	Kleine-Brogel	10	27,020	0	0	5	15,998	0	1	19.3
		Belgium Total:	10	27,020	0	0	5	15,998	0	1	19.3
Colombia											
* OTHER SITE(S) : 1			1	1,950	0	0	0	0	0	1	0.8
		Colombia Total:	1	1,950	0	0	0	0	0	1	0.8
Costa Rica											
* OTHER SITE(S) : 1			0	0	0	0	1	1,098	0	1	0.4
		Costa Rica Total:	0	0	0	0	1	1,098	0	1	0.4
Denmark											
* OTHER SITE(S) : 1			0	0	0	0	0	0	0	0	0.1
		Denmark Total:	0	0	0	0	0	0	0	0	0.1
Germany											
Bann Communications Station	Air Force Active	Bann	3	9,740	0	0	4	7,911	0	6	10.1
Bann Communications Station 2	Air Force Active	Bann	6	18,321	0	0	0	0	0	51	10.1
Bitburg FH Annex	Air Force Active	Trier	21	319,623	0	0	62	2,248,503	0	156	594.7
Buechel AB	Air Force Active	Buechel	4	7,524	0	0	10	57,454	0	0	28.6
Einsiedlerhof Maintenance Annex	Air Force Active	Einsiedlerhof	4	10,045	0	0	4	105,302	0	14	33.0
Einsiedlerhof Storage Annex	Air Force Active	Kaiserlautern	9	104,457	0	0	15	367,922	0	28	119.2
Einsiedlerkoepfe Training Annex	Air Force Active	Kaiserlautern	4	5,338	0	0	1	11,057	0	311	9.9
Geilenkirchen AB	Air Force Active	Geilenkirchen	10	44,469	1	2,500	12	107,707	0	0	53.9
Husterhoeh Communication Site	Air Force Active	Pirmasens	3	1,182	0	0	6	17,029	0	185	7.6
Kapaun Administration Annex	Air Force Active	Kaiserlautern	23	85,177	0	0	40	549,558	0	114	229.0
Landstuhl FH Annex O3	Air Force Active	Landstuhl	25	114,753	0	0	13	427,370	0	44	150.8
Landstuhl Maintenance Site	Air Force Active	Landstuhl	38	161,117	0	0	3	8,883	0	25	48.6
Landstuhl Maintenance Site 2	Air Force Active	Landstuhl	8	34,410	0	0	5	15,964	0	7	24.4

* US Locations that do not meet criteria of at least ten (10) Acres AND at least \$10M PRV. US Territories and Non-US Locations that do not meet criteria of at least ten (10) Acres OR at least \$10M PRV.

DEPARTMENT OF DEFENSE - Air Force

Base Structure Report - As of 30 Sept 2016

SITE	COMPONENT	NAME NEAREST CITY	BUILDINGS						ACRES OWNED	TOTAL ACRES	PRV (\$M)
			OWNED		LEASED		OTHER				
			COUNT	SQFT	COUNT	SQFT	COUNT	SQFT			
Ramstein AB	Air Force Active	Ramstein	470	3,838,038	0	0	364	5,486,474	0	3,102	3,979.0
Ramstein Storage Annex	Air Force Active	Weilerbach	15	184,681	0	0	4	56,240	0	85	48.4
Spangdahlem AB	Air Force Active	Spangdahlem	331	1,812,478	0	0	214	2,194,468	0	1,617	2,166.8
Spangdahlem Waste Annex	Air Force Active	Spangdahlem	2	2,586	0	0	2	4,105	0	3	44.7
Vogelweh FH Annex	Air Force Active	Kaiserlautern	184	987,521	0	0	108	2,472,744	0	631	873.6
* OTHER SITE(S) : 11			8	46,458	3	3,796	11	52,611	0	32	35.9
Germany Total:			1,168	7,787,918	4	6,296	878	14,191,302	0	6,411	8,468.4
Greenland											
Thule AB	Air Force Active	Thule	195	2,287,312	0	0	0	0	0	233,034	3,093.6
Greenland Total:			195	2,287,312	0	0	0	0	0	233,034	3,093.6
Italy											
Aviano AB	Air Force Active	Aviano	99	813,319	0	0	99	1,653,038	0	1,226	1,903.6
Aviano Administration Annex Group HQ	Air Force Active	Aviano	4	4,818	0	0	5	41,475	0	5	23.6
Aviano Ammunition Storage Annex	Air Force Active	Aviano	3	6,673	0	0	31	93,780	0	47	64.8
Aviano Bachelor Housing Annex 1	Air Force Active	Aviano	14	146,919	0	0	5	463,670	0	39	320.7
Aviano Bachelor Housing Annex 2	Air Force Active	Aviano	5	216,864	0	0	9	82,949	0	13	125.0
Aviano Maintenance Annex	Air Force Active	Aviano	5	4,674	0	0	7	110,583	0	7	34.9
Aviano Storage Annex	Air Force Active	Aviano	0	0	2	94,440	0	0	0	6	19.5
Ghedi Radio Relay Site	Air Force Active	Brescia	11	30,704	0	0	4	27,369	0	1	26.5
San Vito Dei Normanni AS	Air Force Active	San Vito Normanni	6	4,703	0	0	0	0	0	25	4.4
* OTHER SITE(S) : 5			3	10,580	10	32,734	2	11,554	0	16	18.1
Italy Total:			150	1,239,254	12	127,174	162	2,484,418	0	1,385	2,541.1
Japan											
Camp Courtney FH Annex	Air Force Active	Camp Courtney Okinawa N	74	1,146,022	0	0	0	0	65	65	400.4
Camp Foster FH Annex	Air Force Active	Camp Foster Okinawa	732	2,669,219	0	0	0	0	453	453	1,028.0
Camp Kinser	Air Force Active	Makiminato Okinawa	43	2,266,584	0	0	0	0	135	135	781.3
Camp Kuwae FH Annex	Air Force Active	Chatan Okinawa	157	577,425	0	0	0	0	70	70	203.4
Camp McTureous FH Annex	Air Force Active	Camp Courtney Okinawa N	80	678,732	0	0	0	0	64	64	234.3
Camp Shields FH Annex	Air Force Active	Camp Shields-Okinawa	6	1,581	0	0	89	562,501	89	89	219.4
Camp Zama Communications Station	Air Force Active	Zama	0	0	0	0	4	13,721	0	1	15.7
Chitose Administration Annex	Air Force Active	Chitose	9	45,306	0	0	0	0	0	1,067	51.2
Draughon Training Range	Air Force Active	Misawa AFB	3	4,644	0	0	5	13,453	0	1,889	27.3
Idesuna Jima Air Range	Air Force Active	Okinawa Island	0	0	0	0	0	0	61	61	0.0
Itazuke Auxiliary Airfield	Air Force Active	Fukuoka	0	0	0	0	1	30,873	0	6	20.4

* US Locations that do not meet criteria of at least ten (10) Acres AND at least \$10M PRV. US Territories and Non-US Locations that do not meet criteria of at least ten (10) Acres OR at least \$10M PRV.

DEPARTMENT OF DEFENSE - Air Force
Base Structure Report - As of 30 Sept 2016

SITE	COMPONENT	NAME NEAREST CITY	BUILDINGS						ACRES OWNED	TOTAL ACRES	PRV (\$M)
			OWNED		LEASED		OTHER				
			COUNT	SQFT	COUNT	SQFT	COUNT	SQFT			
Kadena AB	Air Force Active	Kadena Air Base Okinawa	1,366	5,556,807	0	0	738	8,120,369	4,906	4,906	8,783.1
Kadena Ammo Storage Annex	Air Force Active	Kadena Air Base Okinawa	334	1,628,548	0	0	83	612,518	6,077	6,077	1,625.1
Misawa AB	Air Force Active	Misawa AFB	178	971,617	0	0	570	7,647,693	0	3,864	7,191.3
Momote Annex	Air Force Active	Unknown	0	0	0	0	3	2,976	0	30	4.1
Okuma Recreation Annex	Air Force Active	Okuma Okinawa	45	62,537	0	0	2	14,068	135	135	63.8
Owada Communications Station	Air Force Active	Owada	0	0	0	0	1	21,152	0	328	29.6
Tama Service Annex	Air Force Active	Tana	13	12,306	0	0	38	101,449	0	483	93.1
Tokorozawa Transmitter Site	Air Force Active	Tokorosana	7	59,913	0	0	0	0	0	320	39.9
Tori Shima Air Range	Air Force Active	Okinawa Island	0	0	0	0	0	0	10	10	0.0
Yokota AB	Air Force Active	Yokota AFB	103	449,355	0	0	605	9,510,080	0	1,750	6,146.3
* OTHER SITE(S) : 16			12	21,634	0	0	17	56,034	12	24	53.4
Japan Total:			3,162	16,152,230	0	0	2,156	26,706,887	12,077	21,828	27,011.0
<u>Netherlands</u>											
Volkel AB	Air Force Active	Volkel	3	6,273	0	0	2	20,301	0	0	11.4
Netherlands Total:			3	6,273	0	0	2	20,301	0	0	11.4
<u>Netherlands Antilles</u>											
Davis-Monthan AFB (Curacao)	Air Force Active	Curacao	13	90,868	1	17,224	0	0	0	42	76.6
Netherlands Antilles Total:			13	90,868	1	17,224	0	0	0	42	76.6
<u>Norway</u>											
Stavanger Admin Office	Air Force Active	Stavanger	1	4,550	0	0	2	21,836	0	0	11.1
* OTHER SITE(S) : 1			0	0	1	3,628	0	0	0	0	1.0
Norway Total:			1	4,550	1	3,628	2	21,836	0	0	12.1
<u>Oman</u>											
Masirah Island Mpt Site 1	Air Force Active	Unknown	0	0	0	0	0	0	0	3,000	
SEEB MPT Site 1	Air Force Active	Seeb	1	21,744	0	0	21	243,344	0	3,000	157.5
Thumrait MAP	Air Force Active	Unknown	0	0	0	0	0	0	0	3,000	
Oman Total:			1	21,744	0	0	21	243,344	0	9,000	157.5
<u>Portugal</u>											
Aigualva Munitions Storage Annex	Air Force Active	Lajes Field	0	0	0	0	0	0	0	68	1.3
Caldeira Ammunition Storage Area	Air Force Active	Lajes Field	3	6,331	0	0	0	0	0	29	4.8
Cinco Picos Globecom Annex	Air Force Active	Lajes Field	2	2,567	0	0	0	0	0	159	9.3
Covadascinzas Petroleum Products Stg Annex	Air Force Active	Lajes Field	0	0	0	0	0	0	0	41	14.0
Lajes Field	Air Force Active	Lajes Field	356	2,562,818	0	0	0	0	0	973	1,643.6

* US Locations that do not meet criteria of at least ten (10) Acres AND at least \$10M PRV. US Territories and Non-US Locations that do not meet criteria of at least ten (10) Acres OR at least \$10M PRV.

DEPARTMENT OF DEFENSE - Air Force
Base Structure Report - As of 30 Sept 2016

SITE	COMPONENT	NAME NEAREST CITY	BUILDINGS						ACRES OWNED	TOTAL ACRES	PRV (\$M)
			OWNED		LEASED		OTHER				
			COUNT	SQFT	COUNT	SQFT	COUNT	SQFT			
Lajes Water System Annex	Air Force Active	Lajes Field	4	1,270	0	0	0	0	0	1	25.5
Praia Da Victoria Dock Annex	Air Force Active	Lajes Field	14	17,214	0	0	0	0	0	4	45.2
Praia Da Victoria Fuel Storage Annex	Air Force Active	Lajes Field	14	7,640	0	0	0	0	0	53	232.2
Villa Nova Globecom Annex	Air Force Active	Lajes Field	1	1,748	0	0	0	0	0	99	2.3
* OTHER SITE(S) : 8			10	3,325	0	0	0	0	0	13	5.0
Portugal Total:			404	2,602,913	0	0	0	0	0	1,440	1,983.0
<u>Saint Helena</u>											
Ascension Auxiliary Airfield	Air Force Active	Ascension Island	130	451,806	0	0	0	0	0	3,463	497.3
Saint Helena Total:			130	451,806	0	0	0	0	0	3,463	497.3
<u>South Korea</u>											
Kimhae Storage Annex	Air Force Active	Kimhae	38	363,498	0	0	1	51,333	0	105	212.4
Kunsan AB	Air Force Active	Kunsan	366	2,886,081	0	0	38	664,055	0	2,549	1,953.3
Kwang-Ju AB	Air Force Active	Kwangju	101	636,443	0	0	1	20,000	0	511	522.4
Osan AFB	Air Force Active	Osan AFB	391	5,646,444	0	0	66	1,612,185	0	1,523	3,488.2
Osan Ni Ammunition Storage Annex	Air Force Active	Osan	21	74,502	0	0	0	0	0	603	41.1
Osan Site 2	Air Force Active	Osan AFB	0	0	0	0	3	1,495	0	59	38.0
Osan Site 3	Air Force Active	Osan AFB	0	0	0	0	0	0	0	445	2.4
Pil-Sung Air Range	Air Force Active	Pil-Sung	10	18,560	0	0	2	24,676	0	27	16.7
Suwon AB	Air Force Active	Suwon	42	139,406	0	0	63	589,118	0	267	541.0
Taegu AB	Air Force Active	Taegu	144	747,825	0	0	1	18,765	0	698	727.2
* OTHER SITE(S) : 2			2	20,778	0	0	2	25,019	0	4	6.3
South Korea Total:			1,115	10,533,537	0	0	177	3,006,646	0	6,791	7,548.9
<u>Spain</u>											
Moron AB	Air Force Active	Moran AB	155	825,768	0	0	0	0	0	2,808	626.2
Spain Total:			155	825,768	0	0	0	0	0	2,808	626.2
<u>Turkey</u>											
Ankara Administration Office	Air Force Active	Ankara	23	152,076	0	0	0	0	14	14	50.2
Batman AB	Air Force Active	Batman	0	0	0	0	13	28,176	0	0	24.0
Cigli AB	Air Force Active	Izmir	0	0	0	0	19	148,127	0	0	40.2
Incirlik AB	Air Force Active	Adana	713	4,269,837	0	0	1	7,600	0	3,336	3,050.0
Izmir AS	Air Force Active	Izmir	0	0	2	49,496	0	0	0	0	14.0
Mus AB	Air Force Active	Batman	0	0	0	0	12	25,239	0	0	18.4
Yumurtalik Petroleum Prod Storage Annex	Air Force Active	Yumurtalik	0	0	0	0	0	0	36	142	
* OTHER SITE(S) : 7			2	320	18	40,115	7	112,980	1	1	24.5

* US Locations that do not meet criteria of at least ten (10) Acres AND at least \$10M PRV. US Territories and Non-US Locations that do not meet criteria of at least ten (10) Acres OR at least \$10M PRV.

DEPARTMENT OF DEFENSE - Air Force
Base Structure Report - As of 30 Sept 2016

SITE	COMPONENT	NAME NEAREST CITY	BUILDINGS						ACRES OWNED	TOTAL ACRES	PRV (\$M)
			OWNED		LEASED		OTHER				
			COUNT	SQFT	COUNT	SQFT	COUNT	SQFT			
Turkey Total:			738	4,422,233	20	89,611	52	322,122	51	3,493	3,221.4
United Kingdom											
Blenheim Crescent	Air Force Active	Unknown	4	23,222	0	0	1	24,636	0	0	21.4
Eriswell FH Annex	Air Force Active	Lakenheath	0	0	66	331,478	0	0	0	62	86.6
RAF Alconbury	Air Force Active	Cambridge	165	974,489	0	0	13	193,006	0	218	462.3
RAF Barford St John Transmitter Annex	Air Force Active	Banbury	1	22,006	0	0	0	0	0	476	23.1
RAF Bicester	Air Force Active	Paynes End	255	224,320	0	0	78	101,872	0	35	89.0
RAF Croughton	Air Force Active	Northamptonshire	118	647,038	0	0	18	169,291	0	694	431.9
RAF Ely Family Housing Annex	Air Force Active	Ely	0	0	0	0	58	139,221	0	18	62.4
RAF Fairford	Air Force Active	Fairford	94	405,361	0	0	73	465,273	0	1,170	919.7
RAF Feltwell	Air Force Active	Feltwell	72	414,444	0	0	159	888,199	0	305	487.3
RAF Lakenheath	Air Force Active	Lakenheath	804	4,124,881	0	0	150	941,065	0	1,879	3,402.5
RAF Menwith Hill	Air Force Active	Harrogate	1	416	0	0	151	1,111,931	0	545	597.4
RAF Mildenhall	Air Force Active	Mildenhall	265	1,665,756	0	0	146	1,209,841	0	1,163	1,793.5
RAF Molesworth	Air Force Active	Cambridge	60	179,014	0	0	30	289,859	0	659	255.5
RAF Molesworth Storage Annex 12	Air Force Active	Cambridge	2	30,988	0	0	0	0	0	37	12.7
RAF Oakhanger	Air Force Active	Unknown	3	13,204	0	0	0	0	0	0	11.2
RAF Welford Ammo Storage Area	Air Force Active	Welford	78	232,049	0	0	191	446,537	0	806	435.2
* OTHER SITE(S) : 9			5	7,276	1	799	54	84,760	0	8	33.6
United Kingdom Total:			1,927	8,964,464	67	332,277	1,122	6,065,491	0	8,075	9,125.4
Overseas Total:			9,216	55,456,894	106	581,223	4,578	53,079,443	12,128	297,784	64,409.9
Worldwide Totals By Reporting Component:			42,303	504,598,641	254	6,211,631	4,930	57,311,672	1,758,514	9,122,357	300,688.5

* US Locations that do not meet criteria of at least ten (10) Acres AND at least \$10M PRV. US Territories and Non-US Locations that do not meet criteria of at least ten (10) Acres OR at least \$10M PRV.

DEPARTMENT OF DEFENSE - Marine Corps
Base Structure Report - As of 30 Sept 2016

SITE	COMPONENT	NAME NEAREST CITY	BUILDINGS						ACRES OWNED	TOTAL ACRES	PRV (\$M)
			OWNED		LEASED		OTHER				
			COUNT	SQFT	COUNT	SQFT	COUNT	SQFT			
Alabama											
* OTHER SITE(S) : 2			8	52,381	0	0	0	0	13	13	12.6
Alabama Total:			8	52,381	0	0	0	0	13	13	12.6
Arizona											
Air Control Tower	Marine Corps Active	Yuma	3	21,328	0	0	0	0	10	12	11.4
Barry Goldwater Range	Marine Corps Active	Yuma	51	175,189	0	0	2	6,520	41,613	692,800	307.5
MCAS Yuma	Marine Corps Active	Yuma	286	3,051,060	0	0	362	1,228,256	2,824	4,734	1,795.2
MCAS Yuma Hsg-Off Base	Marine Corps Active	Yuma	0	0	0	0	26	148,592	23	23	34.0
* OTHER SITE(S) : 5			17	11,105	0	0	0	0	0	102	1.8
Arizona Total:			357	3,258,683	0	0	390	1,383,368	44,470	697,670	2,149.9
California											
Chocolate Mountain Air Gnry Range	Marine Corps Active	Niland	4	40,775	0	0	0	0	228,368	456,692	106.4
MCAS El Toro LIFOC	Marine Corps Active	Irvine	8	78,160	0	0	0	0	272	272	20.8
MCAS Miramar	Marine Corps Active	San Diego	419	6,433,659	0	0	312	1,270,182	21,191	22,906	3,374.2
MCAS Tustin Carve-Out 2	Marine Corps Active	Tustin	41	470,215	0	0	0	0	34	34	159.7
MCB Camp Pendleton	Marine Corps Active	Camp Pendleton	1,820	22,145,497	20	77,085	3,418	14,009,999	124,453	126,749	12,705.8
MCLB Barstow	Marine Corps Active	Barstow	143	2,542,814	0	0	4	6,699	359	3,764	776.5
MCLB Barstow Yermo Area	Marine Corps Active	Barstow	94	2,100,907	0	0	0	0	1,211	1,526	896.5
MCRD San Diego	Marine Corps Active	San Diego	144	2,794,619	0	0	12	29,522	428	428	933.5
MCRD San Diego Former NTC	Marine Corps Active	San Diego	5	143,416	0	0	0	0	72	72	57.1
MWTC Bridgeport	Marine Corps Active	Coleville	50	333,966	0	0	0	0	346	44,452	161.4
Twentynine Palms Main Base	Marine Corps Active	Twentynine Palms	767	6,679,756	0	0	686	3,089,235	173,907	635,811	5,200.2
Vista Del Sol East	Marine Corps Active	Twentynine Palms	0	0	0	0	50	254,780	0	29	55.1
Vista Del Sol West	Marine Corps Active	Twentynine Palms	0	0	0	0	101	446,255	0	65	95.6

* US Locations that do not meet criteria of at least ten (10) Acres AND at least \$10M PRV. US Territories and Non-US Locations that do not meet criteria of at least ten (10) Acres OR at least \$10M PRV.

DEPARTMENT OF DEFENSE - Marine Corps
Base Structure Report - As of 30 Sept 2016

SITE	COMPONENT	NAME NEAREST CITY	BUILDINGS				ACRES OWNED	TOTAL ACRES	PRV (\$M)		
			OWNED		LEASED					OTHER	
			COUNT	SQFT	COUNT	SQFT				COUNT	SQFT
* OTHER SITE(S) : 32			30	192,989	1	6,962	50	212,758	458	135,366	112.1
California Total:			3,525	43,956,773	21	84,047	4,633	19,319,430	551,100	1,428,167	24,654.9
Delaware											
* OTHER SITE(S) : 1			4	40,605	0	0	0	0	8	8	12.2
Delaware Total:			4	40,605	0	0	0	0	8	8	12.2
District of Columbia											
* OTHER SITE(S) : 3			18	301,427	0	0	0	0	12	12	129.6
District of Columbia Total:			18	301,427	0	0	0	0	12	12	129.6
Florida											
4th MARDIV Jacksonville Maint	Marine Corps Reserve	Jacksonville	5	45,689	0	0	0	0	111	111	13.3
MCRC Tampa	Marine Corps Reserve	Tampa	14	34,490	0	0	0	0	0	19	11.0
MCSF Blount Island	Marine Corps Active	Jacksonville	63	970,401	0	0	0	0	912	1,082	399.1
* OTHER SITE(S) : 1			0	0	0	0	0	0	334	334	0.3
Florida Total:			82	1,050,580	0	0	0	0	1,356	1,544	423.8
Georgia											
MCLB Albany	Marine Corps Active	Albany	243	6,918,362	0	0	85	232,213	3,389	3,394	1,567.6
NAS Atlanta Windy Hill	Marine Corps Reserve	Smyrna	10	69,351	0	0	0	0	28	28	16.6
* OTHER SITE(S) : 2			9	14,226	1	1,219	0	0	5,183	35,234	8.5
Georgia Total:			262	7,001,939	1	1,219	85	232,213	8,600	38,656	1,592.7
Hawaii											
MC Trng Area Bellows	Marine Corps Active	Waimanalo	15	116,479	0	0	0	0	28	1,030	124.4
MCB Camp Smith	Marine Corps Active	Aiea	51	914,679	0	0	9	19,010	219	221	707.6
MCB Hawaii Kaneohe	Marine Corps Active	Kaneohe	553	4,917,734	54	417,060	919	3,417,954	2,686	2,955	6,056.8
MCB Hawaii Manana Capehart	Marine Corps Active	Pearl City	7	14,484	0	0	153	429,514	52	52	193.8
MCB Hawaii Pearl City Annex	Marine Corps Active	Pearl City	7	255,513	0	0	0	0	27	27	93.8

* US Locations that do not meet criteria of at least ten (10) Acres AND at least \$10M PRV. US Territories and Non-US Locations that do not meet criteria of at least ten (10) Acres OR at least \$10M PRV.

DEPARTMENT OF DEFENSE - Marine Corps
Base Structure Report - As of 30 Sept 2016

SITE	COMPONENT	NAME NEAREST CITY	BUILDINGS						ACRES OWNED	TOTAL ACRES	PRV (\$M)
			OWNED		LEASED		OTHER				
			COUNT	SQFT	COUNT	SQFT	COUNT	SQFT			
MCB Hawaii Puuloa-Oahu	Marine Corps Active	Ewa Beach	23	48,806	0	0	0	0	165	165	72.6
* OTHER SITE(S) : 3			0	0	0	0	0	0	187	245	1.4
Hawaii Total:			656	6,267,695	54	417,060	1,081	3,866,478	3,364	4,695	7,250.4
Illinois											
* OTHER SITE(S) : 2			6	70,358	0	0	0	0	6	10	21.5
Illinois Total:			6	70,358	0	0	0	0	6	10	21.5
Indiana											
* OTHER SITE(S) : 1			2	16,570	0	0	0	0	0	4	4.2
Indiana Total:			2	16,570	0	0	0	0	0	4	4.2
Iowa											
* OTHER SITE(S) : 1			0	0	0	0	0	0	24	24	
Iowa Total:			0	0	0	0	0	0	24	24	0.0
Louisiana											
* OTHER SITE(S) : 3			11	524,251	0	0	0	0	3	10	176.4
Louisiana Total:			11	524,251	0	0	0	0	3	10	176.4
Maryland											
* OTHER SITE(S) : 2			3	49,705	1	51,406	0	0	9	9	38.1
Maryland Total:			3	49,705	1	51,406	0	0	9	9	38.1
Massachusetts											
4th MAW Chicopee Housing	Marine Corps Reserve	Chicopee	0	0	0	0	59	275,022	30	30	55.0
Massachusetts Total:			0	0	0	0	59	275,022	30	30	55.0
Michigan											
NOSC Battle Creek	Marine Corps Reserve	Battle Creek	6	58,739	0	0	0	0	41	173	19.9
Michigan Total:			6	58,739	0	0	0	0	41	173	19.9
Missouri											
MCSPTACT Kansas City E Bales	Marine Corps Reserve	Belton	8	89,041	0	0	0	0	24	24	24.1

* US Locations that do not meet criteria of at least ten (10) Acres AND at least \$10M PRV. US Territories and Non-US Locations that do not meet criteria of at least ten (10) Acres OR at least \$10M PRV.

DEPARTMENT OF DEFENSE - Marine Corps
Base Structure Report - As of 30 Sept 2016

SITE	COMPONENT	NAME NEAREST CITY	BUILDINGS						ACRES OWNED	TOTAL ACRES	PRV (\$M)
			OWNED		LEASED		OTHER				
			COUNT	SQFT	COUNT	SQFT	COUNT	SQFT			
MCSPTACT Kansas City PPV Housing	Marine Corps Reserve	Belton	0	0	0	0	239	676,340	0	65	125.7
* OTHER SITE(S) : 3			2	33,609	1	312,246	0	0	16	16	111.4
Missouri Total:			10	122,650	1	312,246	239	676,340	40	104	261.2
Nebraska											
* OTHER SITE(S) : 2			3	41,582	0	0	2	3,846	8	8	12.6
Nebraska Total:			3	41,582	0	0	2	3,846	8	8	12.6
Nevada											
* OTHER SITE(S) : 1			0	0	0	0	0	0	0	480	1.2
Nevada Total:			0	0	0	0	0	0	0	480	1.2
New York											
4th MARDIV Brooklyn	Marine Corps Reserve	New York City	5	106,288	0	0	0	0	72	73	47.5
4th MAW PPV Housing	Marine Corps Reserve	New Windsor	0	0	0	0	219	349,647	70	70	86.8
MCRC Syracuse	Marine Corps Reserve	Syracuse	8	30,121	0	0	0	0	263	263	46.6
* OTHER SITE(S) : 2			14	275,675	0	0	0	0	16	16	90.2
New York Total:			27	412,084	0	0	219	349,647	420	422	271.1
North Carolina											
ALF Bogue	Marine Corps Active	Bogue	38	68,580	0	0	0	0	837	887	52.5
Greater Sandy Run Area Site	Marine Corps Active	Camp Lejeune	33	61,778	0	0	0	0	41,174	45,451	222.8
MCAS Cherry Point	Marine Corps Active	Cherry Point	502	8,449,785	0	0	854	2,654,415	13,138	15,791	4,128.2
MCB Camp Lejeune	Marine Corps Active	Camp Lejeune	1,460	19,033,089	7	16,477	1,777	4,572,540	55,286	57,319	7,921.4
MCB Camp Lejeune Midway Park	Marine Corps Active	Camp Lejeune	22	104,471	0	0	374	1,612,686	346	346	306.2
MCB Camp Lejeune North Site	Marine Corps Active	Camp Lejeune	212	1,945,049	0	0	825	4,328,002	2,839	2,843	1,297.1
MCB Camp Lejeune Oak Grove	Marine Corps Active	Pollockville	2	4,873	0	0	0	0	976	976	31.7
MCB Camp Lejeune West Site	Marine Corps Active	Camp Lejeune	705	6,592,334	0	0	367	603,356	26,966	27,119	2,434.8

* US Locations that do not meet criteria of at least ten (10) Acres AND at least \$10M PRV. US Territories and Non-US Locations that do not meet criteria of at least ten (10) Acres OR at least \$10M PRV.

DEPARTMENT OF DEFENSE - Marine Corps
Base Structure Report - As of 30 Sept 2016

SITE	COMPONENT	NAME NEAREST CITY	BUILDINGS						ACRES OWNED	TOTAL ACRES	PRV (\$M)
			OWNED		LEASED		OTHER				
			COUNT	SQFT	COUNT	SQFT	COUNT	SQFT			
OLF Atlantic	Marine Corps Active	Bogue	8	19,691	0	0	0	0	1,479	1,483	74.7
Point Of Marsh Target	Marine Corps Active	Atlantic	7	21,653	0	0	0	0	12,468	12,468	20.0
* OTHER SITE(S) : 18			11	40,382	0	0	1	216	270	6,086	11.0
North Carolina Total:			3,000	36,341,686	7	16,477	4,198	13,771,215	155,779	170,771	16,500.4
Ohio											
MCRC Brook Park	Marine Corps Reserve	Brook Park	5	63,486	0	0	0	0	11	11	16.2
Ohio Total:			5	63,486	0	0	0	0	11	11	16.2
Pennsylvania											
* OTHER SITE(S) : 3			10	67,306	0	0	0	0	18	21	23.9
Pennsylvania Total:			10	67,306	0	0	0	0	18	21	23.9
South Carolina											
MCAS Beaufort	Marine Corps Active	Beaufort	300	2,581,712	0	0	107	338,582	5,691	6,336	1,235.6
MCAS Beaufort LB Housing	Marine Corps Active	Laurel Bay	25	245,289	0	0	1,054	1,453,531	950	950	347.2
MCRD Beaufort Parris Island	Marine Corps Active	Parris Island	314	4,008,888	0	0	198	538,542	8,047	8,080	1,392.6
* OTHER SITE(S) : 17			0	0	0	0	0	0	509	1,907	0.4
South Carolina Total:			639	6,835,889	0	0	1,359	2,330,655	15,198	17,273	2,975.8
Tennessee											
* OTHER SITE(S) : 1			3	25,984	0	0	0	0	6	6	6.2
Tennessee Total:			3	25,984	0	0	0	0	6	6	6.2
Texas											
* OTHER SITE(S) : 2			5	48,122	0	0	0	0	124	125	13.3
Texas Total:			5	48,122	0	0	0	0	124	125	13.3
Virginia											
MCB Quantico	Marine Corps Active	Quantico	565	8,468,276	0	0	1,480	4,198,665	55,155	60,320	4,280.9
* OTHER SITE(S) : 13			8	75,803	13	174,654	0	0	148	148	76.1

* US Locations that do not meet criteria of at least ten (10) Acres AND at least \$10M PRV. US Territories and Non-US Locations that do not meet criteria of at least ten (10) Acres OR at least \$10M PRV.

DEPARTMENT OF DEFENSE - Marine Corps
Base Structure Report - As of 30 Sept 2016

SITE	COMPONENT	NAME NEAREST CITY	BUILDINGS						ACRES OWNED	TOTAL ACRES	PRV (\$M)
			OWNED		LEASED		OTHER				
			COUNT	SQFT	COUNT	SQFT	COUNT	SQFT			
		Virginia Total:	573	8,544,079	13	174,654	1,480	4,198,665	55,303	60,468	4,357.1
<u>Washington</u>											
Yakima MD	Marine Corps Reserve	Yakima	5	33,782	0	0	0	0	12	12	10.6
		Washington Total:	5	33,782	0	0	0	0	12	12	10.6
<u>Wisconsin</u>											
* OTHER SITE(S) : 1			0	0	0	0	0	0	0	155	
		Wisconsin Total:	0	0	0	0	0	0	0	155	0.0
		US/US Territories Total:	9,220	115,186,354	98	1,057,109	13,745	46,406,879	835,956	2,420,881	60,990.8

* US Locations that do not meet criteria of at least ten (10) Acres AND at least \$10M PRV. US Territories and Non-US Locations that do not meet criteria of at least ten (10) Acres OR at least \$10M PRV.

DEPARTMENT OF DEFENSE - Marine Corps
Base Structure Report - As of 30 Sept 2016

SITE	COMPONENT	NAME NEAREST CITY	BUILDINGS						ACRES OWNED	TOTAL ACRES	PRV (\$M)
			OWNED		LEASED		OTHER				
			COUNT	SQFT	COUNT	SQFT	COUNT	SQFT			
Japan											
Camp Courtney	Marine Corps Active	Tengan	89	316,471	0	0	117	1,780,668	0	331	910.3
Camp Foster	Marine Corps Active	Zukeran	1,010	2,755,085	0	0	342	5,857,028	0	1,347	4,086.8
Camp Fuji Japan	Marine Corps Active	Camp Fuji	44	69,842	0	0	49	559,226	0	33,379	352.8
Camp Gonsalves	Marine Corps Active	Henoko Okinawa	20	13,677	0	0	2	27,516	0	19,334	31.3
Camp Hansen	Marine Corps Active	Onna Okinawa	138	638,249	0	0	164	2,939,529	0	12,302	1,956.9
Camp Kinser	Marine Corps Active	Makiminato Okinawa	164	3,472,584	0	0	118	3,359,353	0	675	2,652.2
Camp Lester	Marine Corps Active	Chatan Okinawa	165	655,842	0	0	75	528,935	0	167	632.9
Camp McTureous	Marine Corps Active	Tengan	7	95,210	0	0	91	735,014	0	94	402.2
Camp Schwab	Marine Corps Active	Henoko Okinawa	105	363,930	0	0	60	1,525,194	0	5,397	996.6
Ie Jima Aux Airfield	Marine Corps Active	Henoko Okinawa	4	553	0	0	12	43,730	0	1,981	43.4
Kin Blue Beach - 6020	Marine Corps Active	Onna Okinawa	0	0	0	0	0	0	0	94	3.4
MCAS Futenma	Marine Corps Active	Futemma Okinawa	216	915,901	0	0	57	1,059,440	0	1,188	1,311.0
MCAS Iwakuni	Marine Corps Active	Iwakuni	138	527,766	0	0	448	6,932,790	0	7,111	4,869.7
MCB Camp S D Butler ASP	Marine Corps Active	Koza	0	0	0	0	3	21,055	0	491	75.9
Ulibaru	Marine Corps Active	White Beach Nav Inst	0	0	0	0	0	0	0	63	
* OTHER SITE(S) : 1			0	0	0	0	0	0	0	0	0.0
Japan Total:			2,100	9,825,110	0	0	1,538	25,369,478	0	83,952	18,325.5
South Korea											
Camp Mu Juk	Marine Corps Active	Pohang	21	74,922	0	0	26	216,709	0	88	87.8
South Korea Total:			21	74,922	0	0	26	216,709	0	88	87.8
Overseas Total:			2,121	9,900,032	0	0	1,564	25,586,187	0	84,061	18,413.3
Worldwide Totals By Reporting Component:			11,341	125,086,386	98	1,057,109	15,309	71,993,067	835,956	2,504,943	79,404.1

* US Locations that do not meet criteria of at least ten (10) Acres AND at least \$10M PRV. US Territories and Non-US Locations that do not meet criteria of at least ten (10) Acres OR at least \$10M PRV.

DEPARTMENT OF DEFENSE - WHS
Base Structure Report - As of 30 Sept 2016

SITE	COMPONENT	NAME NEAREST CITY	BUILDINGS						ACRES OWNED	TOTAL ACRES	PRV (\$M)
			OWNED		LEASED		OTHER				
			COUNT	SQFT	COUNT	SQFT	COUNT	SQFT			
<u>Delaware</u>											
* OTHER SITE(S) : 3			0	0	3	8,600	0	0	0	0	2.8
		Delaware Total:	0	0	3	8,600	0	0	0	0	2.8
<u>District of Columbia</u>											
* OTHER SITE(S) : 6			0	0	7	134,378	0	0	0	0	37.1
		District of Columbia Total:	0	0	7	134,378	0	0	0	0	37.1
<u>Illinois</u>											
* OTHER SITE(S) : 1			0	0	1	2,600	0	0	0	0	1.0
		Illinois Total:	0	0	1	2,600	0	0	0	0	1.0
<u>Maryland</u>											
* OTHER SITE(S) : 15			3	6,573	14	515,028	0	0	5	5	109.9
		Maryland Total:	3	6,573	14	515,028	0	0	5	5	109.9
<u>Massachusetts</u>											
* OTHER SITE(S) : 1			0	0	1	10,933	0	0	0	0	4.1
		Massachusetts Total:	0	0	1	10,933	0	0	0	0	4.1
<u>North Carolina</u>											
Harvey Point NC	Washington Headquarters Services	Hertford	21	40,593	0	0	0	0	1,675	1,791	45.4
		North Carolina Total:	21	40,593	0	0	0	0	1,675	1,791	45.4
<u>Virginia</u>											
Camp Peary (Non-Cnic)	Washington Headquarters Services	Williamsburg	33	126,039	1	250	0	0	9,274	9,276	27.4
Pentagon Reservation	Washington Headquarters Services	Pentagon, Arlington	35	6,859,414	0	0	1	1,320	221	221	5,716.5
* OTHER SITE(S) : 61			0	0	63	5,196,708	0	0	7	7	1,623.9
		Virginia Total:	68	6,985,453	64	5,196,958	1	1,320	9,502	9,504	7,367.8
		US/US Territories Total:	92	7,032,619	90	5,868,497	1	1,320	11,182	11,300	7,568.0

* US Locations that do not meet criteria of at least ten (10) Acres AND at least \$10M PRV. US Territories and Non-US Locations that do not meet criteria of at least ten (10) Acres OR at least \$10M PRV.

DEPARTMENT OF DEFENSE - WHS

Base Structure Report - As of 30 Sept 2016

SITE	COMPONENT	NAME NEAREST CITY	BUILDINGS						ACRES OWNED	TOTAL ACRES	PRV (\$M)
			OWNED		LEASED		OTHER				
			COUNT	SQFT	COUNT	SQFT	COUNT	SQFT			
Worldwide Totals By Reporting Component:			92	7,032,619	90	5,868,497	1	1,320	11,182	11,300	7,568.0

* US Locations that do not meet criteria of at least ten (10) Acres AND at least \$10M PRV. US Territories and Non-US Locations that do not meet criteria of at least ten (10) Acres OR at least \$10M PRV.

**State/Territories Army National Guard
Base Structure Report - As of 30 Sept 2016**

SITE	COMPONENT	NAME NEAREST CITY	BUILDINGS				STATE OWNED ACRES	TOTAL ACRES	PRV (\$M)
			STATE OWNED		TOTAL				
			COUNT	SQFT	COUNT	SQFT			
Alabama									
AASF 02 Birmingham	Army Guard	Birmingham	4	91,383	4	91,383	85	85	36.1
AASF 3 Bates Field Mobile	Army Guard	Mobile	5	54,816	5	54,816	0	77	24.3
AFRC Mobile	Army Guard	Mobile	5	108,248	5	108,248	0	6	27.1
Fort H W Johnson Demopolis	Army Guard	Demopolis	2	24,665	2	24,665	7	7	6.2
Fort Sequoyah Fort Payne	Army Guard	Fort Payne	9	46,446	9	46,446	20	20	11.8
Fort Whiting Mobile	Army Guard	Mobile	6	176,888	6	176,888	0	32	46.8
MD Birmingham	Army Guard	Birmingham	8	127,834	8	127,834	26	26	30.1
MD Quarles Flowers Decatur	Army Guard	Decatur	7	42,951	7	42,951	12	12	9.8
NG Aubrey G Hicks Oxford	Army Guard	Oxford	5	25,199	5	25,199	8	8	5.3
NG Benjamin O Davis Tuskegee	Army Guard	Tuskegee	2	20,748	2	20,748	30	30	5.1
NG Buntin Parsons Dothan	Army Guard	Dothan	5	36,402	5	36,402	10	10	8.5
NG Charles A Rollo Auburn	Army Guard	Auburn	4	33,788	4	33,788	20	20	7.9
NG Charles P Bailey Athens	Army Guard	Athens	7	36,030	7	36,030	6	6	8.7
NG Clarence F Rhea Gadsden	Army Guard	Gadsden	7	45,281	13	92,674	12	34	23.3
NG Clyde W Osborne Valley	Army Guard	Valley	3	25,319	3	25,319	10	10	6.3
NG Cromwell Pickens Florence	Army Guard	Florence	7	42,303	7	42,303	11	11	10.1
NG Cullman CSMS 2	Army Guard	Cullman	7	111,726	7	111,726	22	22	31.1
NG Decatur Army National Guard	Army Guard	Decatur	23	258,136	23	258,136	160	160	63.0
NG Don Bryant Brewton	Army Guard	Brewton	2	25,540	2	25,540	21	21	6.2
NG Ervin A Byrd Citronelle	Army Guard	Citronelle	2	29,148	2	29,148	11	11	7.2
NG Eugene Nall Atmore	Army Guard	Atmore	3	19,398	3	19,398	10	10	5.1
NG Fort Guy French RC Jackson	Army Guard	Jackson	7	27,030	7	27,030	8	8	7.1
NG Fort Oscar L. Adams Winfield	Army Guard	Winfield	2	22,121	2	22,121	10	10	5.2
NG Frank F Horton Andalusia	Army Guard	Andalusia	4	26,814	4	26,814	5	5	7.4
NG Hamilton	Army Guard	Hamilton	5	16,338	5	16,338	14	22	5.8
NG Henry B Graham Birmingham	Army Guard	Birmingham	7	205,871	7	205,871	16	16	52.5
NG Henry H Cobb Jr Pelham	Army Guard	Pelham	2	22,666	2	22,666	15	15	5.6
NG Huntsville	Army Guard	Huntsville	4	35,153	4	35,153	12	12	7.8
NG I Judson Snead Centreville	Army Guard	Centreville	7	47,857	7	47,857	7	7	11.2
NG Ivan F Smith Clanton	Army Guard	Clanton	4	27,302	4	27,302	3	6	6.9
NG Jackson M Balch Huntsville	Army Guard	Huntsville	6	55,422	6	55,422	8	8	13.2
NG Jasper Readiness Center	Army Guard	Jasper	7	27,797	7	27,797	15	15	7.3
NG JFHQ - SMD	Army Guard	Montgomery	20	532,006	20	532,006	91	91	127.4
NG John H Forney Jacksonville	Army Guard	Jacksonville	3	30,735	3	30,735	10	10	7.5

* All Locations that do not meet criteria of at least five (5) Acres AND at least \$5M PRV.

**State/Territories Army National Guard
Base Structure Report - As of 30 Sept 2016**

SITE	COMPONENT	NAME NEAREST CITY	BUILDINGS				STATE OWNED ACRES	TOTAL ACRES	PRV (\$M)
			STATE OWNED		TOTAL				
			COUNT	SQFT	COUNT	SQFT			
NG Julis W Hicks Enterprise	Army Guard	Enterprise	8	43,965	8	43,965	14	14	10.6
NG Lauris D Graves Talladega	Army Guard	Talladega	10	33,440	10	33,440	20	20	8.8
NG MD Haleyville	Army Guard	Haleyville	2	86,477	2	86,477	41	41	20.2
NG Northport	Army Guard	Northport	11	43,645	11	43,645	11	11	11.9
NG Oneonta	Army Guard	Oneonta	5	51,416	5	51,416	10	10	12.6
NG Opelika	Army Guard	Opelika	6	33,057	6	33,057	10	10	8.3
NG Pete Phillips Ashland	Army Guard	Ashland	5	24,076	5	24,076	5	5	5.7
NG Prattville	Army Guard	Prattville	4	21,535	4	21,535	11	11	5.3
NG R Dewey Piper Tallassee	Army Guard	Tallassee	4	38,375	4	38,375	10	10	9.8
NG R W Shepherd Hope Hull	Army Guard	Hope Hull	9	118,982	9	118,982	62	62	48.9
NG Ralph W Adams Troy	Army Guard	Troy	1	35,440	1	35,440	8	8	8.0
NG Raymond Blackmon Eufaula	Army Guard	Eufaula	3	21,362	3	21,362	10	10	5.4
NG Richard B Stone Union Springs	Army Guard	Union Springs	1	20,099	1	20,099	20	20	5.1
NG Selma Readiness Center/FMS 18	Army Guard	Selma	6	53,900	6	53,900	9	9	13.9
NG Springville	Army Guard	Springville	4	28,617	4	28,617	6	6	6.8
NG Taylor Hardin Montgomery	Army Guard	Montgomery	6	48,059	6	48,059	11	11	11.6
NG Tom Beville Fayette	Army Guard	Fayette	2	35,345	2	35,345	20	20	8.7
NG Vernon	Army Guard	Vernon	2	20,793	2	20,793	10	10	5.1
NG Vincent	Army Guard	Vincent	5	28,430	5	28,430	7	7	7.4
NG Wendell K Taylor Brundidge	Army Guard	Brundidge	5	27,335	5	27,335	9	9	6.5
NG Wilburn B Fowler Arab	Army Guard	Arab	6	26,765	6	26,765	10	10	7.4
NG William A Hornsby Daleville	Army Guard	Daleville	4	29,212	4	29,212	12	12	6.2
NG William N Griffin Goodwater	Army Guard	Goodwater	6	34,894	6	34,894	10	10	7.8
* OTHER SITE(S) : 34			77	466,995	80	472,072	214	215	117.8
Alabama Total:			393	3,831,575	402	3,884,045	1,245	1,394	1,005.0

Alaska

Anchorage International Airport	Army Guard	Anchorage	1	19,234	1	19,234	10	10	11.6
NG Alcantra Armory Complex	Army Guard	Palmer	6	26,712	6	26,712	360	360	18.3
NG Bethel AAOF	Army Guard	Bethel	3	60,805	3	60,805	17	17	70.3
NG Bethel Arm OMS	Army Guard	Bethel	2	15,244	2	15,244	21,252	21,252	9.6
NG Fairbanks Arm OMS	Army Guard	Fairbanks	2	33,209	2	33,209	5	5	21.0
NG Juneau Armory and FMS	Army Guard	Juneau	3	63,118	3	63,118	10	10	53.8
NG Kenai Armory	Army Guard	Kenai	1	13,210	1	13,210	5	5	10.0
NG Kodiak Armory	Army Guard	Kodiak	2	9,626	2	9,626	64	64	6.2

* All Locations that do not meet criteria of at least five (5) Acres AND at least \$5M PRV.

**State/Territories Army National Guard
Base Structure Report - As of 30 Sept 2016**

SITE	COMPONENT	NAME NEAREST CITY	BUILDINGS				STATE OWNED ACRES	TOTAL ACRES	PRV (\$M)
			STATE OWNED		TOTAL				
			COUNT	SQFT	COUNT	SQFT			
NG Sitka Armory	Army Guard	Sitka	1	15,305	1	15,305	5	5	12.4
* OTHER SITE(S) : 22			31	157,404	31	157,404	24,198	24,210	132.5
Alaska Total:			52	413,867	52	413,867	45,926	45,938	345.8
Arizona									
NG Bellemont Armory	Army Guard	Bellemont	5	33,200	5	33,200	15	15	9.8
NG Chandler Armory	Army Guard	Chandler	1	17,153	1	17,153	5	5	5.0
NG Mesa Armory	Army Guard	Mesa	10	41,742	10	41,742	5	5	10.6
NG Papago Park Military Reservation CSMS	Army Guard	Phoenix	3	96,439	3	96,439	32	32	32.3
NG Picacho Aviation TS	Army Guard	Picacho	2	6,158	2	6,158	320	320	20.7
NG Project Challenge	Army Guard	Queen Creek	8	43,003	8	43,003	5	5	12.2
NG Safford Armory	Army Guard	Safford	5	15,996	5	15,996	9	9	5.3
NG Showlow Armory	Army Guard	Show Low	3	20,863	3	20,863	0	10	6.4
NG Silver Bell Army Heliport	Army Guard	Marana	31	537,714	31	537,714	178	743	218.8
NG Silverlake Armory	Army Guard	Tucson	6	44,074	6	44,074	6	6	13.3
NG Sunnyslope Armory	Army Guard	Phoenix	3	20,325	3	20,325	5	5	5.1
NG Valencia Readiness Center	Army Guard	Tucson	4	47,063	4	47,063	20	20	15.2
NG Yuma Readiness Center	Army Guard	Yuma	1	24,830	1	24,830	0	5	7.8
* OTHER SITE(S) : 13			27	159,784	30	162,725	43	43	44.9
Arizona Total:			109	1,108,344	112	1,111,285	644	1,225	407.3
Arkansas									
Camp Joseph T Robinson	Army Guard	North Little Rock	293	2,279,454	293	2,279,454	74,502	75,005	785.1
NG Benton	Army Guard	Benton	1	34,000	1	34,000	11	11	8.5
NG Booneville	Army Guard	Booneville	3	23,688	3	23,688	5	5	5.8
NG Cabot Readiness Center	Army Guard	Cabot	1	35,545	1	35,545	10	10	8.8
NG Camden	Army Guard	Camden	3	33,543	3	33,543	5	5	8.0
NG Conway	Army Guard	Conway	3	23,272	3	23,272	5	5	5.4
NG Fayetteville	Army Guard	Fayetteville	3	31,441	3	31,441	10	10	8.1
NG Malvern	Army Guard	Malvern	6	29,485	6	29,485	8	8	7.8
NG North Little Rock	Army Guard	North Little Rock	2	51,825	2	51,825	5	5	11.4
NG Russellville	Army Guard	Russellville	4	38,026	4	38,026	13	13	9.3
NG Searcy	Army Guard	Searcy	3	49,744	3	49,744	12	12	13.9
NG Stuttgart	Army Guard	Stuttgart	4	25,552	4	25,552	15	15	6.8
NG Warren Readiness Center and OMS 5	Army Guard	Warren	5	44,181	5	44,181	27	27	11.3

* All Locations that do not meet criteria of at least five (5) Acres AND at least \$5M PRV.

**State/Territories Army National Guard
Base Structure Report - As of 30 Sept 2016**

SITE	COMPONENT	NAME NEAREST CITY	BUILDINGS				STATE OWNED ACRES	TOTAL ACRES	PRV (\$M)
			STATE OWNED		TOTAL				
			COUNT	SQFT	COUNT	SQFT			
NG West Memphis	Army Guard	West Memphis	3	22,482	3	22,482	10	10	5.2
NW Arkansas AFRC	Army Guard	Bentonville	3	109,256	3	109,256	10	10	26.4
* OTHER SITE(S) : 36			75	475,048	80	486,507	132	137	120.0
Arkansas Total:			412	3,306,542	417	3,318,001	74,780	75,289	1,041.6
California									
ITC Camp San Luis Obispo	Army Guard	San Luis Obispo	289	1,135,862	289	1,135,862	5,461	5,461	450.1
NG Azusa Sierra Madre	Army Guard	Azusa	3	89,489	3	89,489	18	18	29.1
NG Bakersfield (Gateway)	Army Guard	Bakersfield	2	50,563	2	50,563	21	21	17.5
NG Bakersfield (P)	Army Guard	Bakersfield	4	20,294	4	20,294	3	7	6.4
NG Barstow	Army Guard	Barstow	3	19,998	3	19,998	5	5	6.8
NG Benicia	Army Guard	Benicia	3	18,369	3	18,369	5	5	6.8
NG Fairfield	Army Guard	Fairfield	1	39,063	1	39,063	5	5	13.6
NG Fresno Airways	Army Guard	Fresno	1	10,462	1	10,462	21	21	6.0
NG Fresno AVCRAD Dakota	Army Guard	Fresno	8	202,227	8	202,227	48	48	100.4
NG Lakeport	Army Guard	Lakeport	1	23,654	1	23,654	7	7	8.2
NG Lancaster	Army Guard	Lancaster	1	56,640	1	56,640	28	28	22.3
NG Long Beach (Redondo)	Army Guard	Long Beach	6	82,498	6	82,498	26	31	27.5
NG Long Beach CSMS Stearns	Army Guard	Long Beach	7	57,182	7	57,182	5	5	22.9
NG Roseville	Army Guard	Roseville	3	40,758	3	40,758	5	5	14.7
NG Sacramento JFHQ	Army Guard	Sacramento	0	0	1	110,500	8	8	35.0
NG Sacramento Meadowview	Army Guard	Sacramento	3	40,579	3	40,579	9	9	15.6
NG San Bernardino	Army Guard	San Bernardino	1	15,294	1	15,294	2	6	5.1
NG San Diego	Army Guard	San Diego	7	84,918	7	84,918	18	18	28.2
NG San Francisco	Army Guard	San Francisco	4	61,632	4	61,632	8	8	18.3
NG San Jose Hedding	Army Guard	San Jose	7	44,365	7	44,365	6	6	16.8
NG Santa Barbara	Army Guard	Santa Barbara	5	38,062	5	38,062	5	5	12.7
NG Stockton AASF	Army Guard	Stockton	2	57,631	2	57,631	15	15	39.2
NG Stockton Armory	Army Guard	Stockton	2	50,340	2	50,340	10	10	15.9
NG Stockton FMS/CSMS	Army Guard	Stockton	7	47,883	7	47,883	28	28	21.3
NG Ventura	Army Guard	Ventura	2	23,847	2	23,847	5	5	7.0
* OTHER SITE(S) : 85			180	1,293,381	186	1,328,437	347	2,274	438.2
California Total:			552	3,604,991	559	3,750,547	6,121	8,060	1,385.7

* All Locations that do not meet criteria of at least five (5) Acres AND at least \$5M PRV.

**State/Territories Army National Guard
Base Structure Report - As of 30 Sept 2016**

SITE	COMPONENT	NAME NEAREST CITY	BUILDINGS				STATE OWNED ACRES	TOTAL ACRES	PRV (\$M)
			STATE OWNED		TOTAL				
			COUNT	SQFT	COUNT	SQFT			
Colorado									
Alamosa	Army Guard	Alamosa	1	27,153	1	27,153	21	21	8.7
Fort Lupton	Army Guard	Fort Lupton	4	36,320	4	36,320	25	25	12.1
NG Aurora	Army Guard	Aurora	2	47,115	2	47,115	0	6	14.3
NG Boulder	Army Guard	Boulder	4	22,952	4	22,952	9	9	7.6
NG Centennial	Army Guard	Centennial	9	92,244	9	92,244	8	8	32.3
NG Denver 1	Army Guard	Denver	4	78,360	4	78,360	0	10	24.0
NG Durango	Army Guard	Durango	2	18,524	2	18,524	5	5	5.7
NG Golden	Army Guard	Golden	6	57,182	6	57,182	5	5	12.5
NG Grand Junction-DHS	Army Guard	Grand Junction	2	54,629	2	54,629	0	18	20.1
NG Gypsum (HAATS)	Army Guard	Gypsum	2	92,020	2	92,020	0	27	42.1
NG Montrose	Army Guard	Montrose	1	25,010	1	25,010	26	26	7.7
NG Pueblo	Army Guard	Pueblo	1	18,032	1	18,032	5	5	5.4
NG Watkins	Army Guard	Watkins	4	66,321	4	66,321	24	24	18.7
Windsor	Army Guard	Windsor	1	30,706	1	30,706	17	17	10.6
* OTHER SITE(S) : 11			13	85,095	17	130,343	28	30	38.9
Colorado Total:			56	751,663	60	796,911	173	236	260.8
Connecticut									
NG AVCRAD Groton	Army Guard	Groton	11	184,547	11	184,547	24	24	73.2
NG Camp Hartell	Army Guard	Windsor Locks	15	184,191	15	184,191	59	59	91.8
NG Camp Rell	Army Guard	Niantic	32	285,751	32	285,751	82	82	110.4
NG East Haven Rifle Range	Army Guard	East Haven	9	4,460	9	4,460	121	121	6.4
NG Enfield Armory	Army Guard	Enfield	1	17,966	1	17,966	9	9	6.1
NG Hartford Armory OMS 8A	Army Guard	Hartford	2	208,629	2	208,629	27	34	68.0
NG New Britain Armory	Army Guard	New Britain	1	24,345	1	24,345	8	8	8.0
NG New London Armory	Army Guard	New London	1	38,175	1	38,175	8	8	12.6
NG Norwich Armory OMS 10	Army Guard	Norwich	3	51,534	3	51,534	11	11	16.2
NG Southington Armory OMS 2	Army Guard	Southington	5	42,245	5	42,245	10	10	14.1
NG Stratford Armory OMS 9	Army Guard	Stratford	2	41,704	2	41,704	10	10	13.9
Stones Ranch Military Reservation	Army Guard	East Lyme	25	123,127	25	123,127	1,862	1,862	54.8
* OTHER SITE(S) : 7			11	136,676	12	138,576	99	99	47.3
Connecticut Total:			118	1,343,350	119	1,345,250	2,330	2,338	522.8

* All Locations that do not meet criteria of at least five (5) Acres AND at least \$5M PRV.

State/Territories Army National Guard Base Structure Report - As of 30 Sept 2016

SITE	COMPONENT	NAME NEAREST CITY	BUILDINGS				STATE OWNED ACRES	TOTAL ACRES	PRV (\$M)
			STATE OWNED		TOTAL				
			COUNT	SQFT	COUNT	SQFT			
Delaware									
AFRC New Castle	Army Guard	New Castle	2	106,303	2	106,303	10	10	32.6
NG 1401 Armory	Army Guard	Wilmington	2	48,253	2	48,253	7	7	14.4
NG Bethany Beach TS	Army Guard	Bethany Beach	73	119,970	73	119,970	105	105	39.5
NG Dagsboro	Army Guard	Dagsboro	6	44,103	6	44,103	9	9	13.4
NG Duncan Armory AASF	Army Guard	New Castle	6	149,847	6	149,847	13	13	82.1
NG Gov Bacon Health Ctr	Army Guard	Delaware City	2	26,158	2	26,158	6	6	8.0
NG Smyrna Readiness Center	Army Guard	Smyrna	2	54,389	2	54,389	14	14	16.6
NG Wilmington	Army Guard	Wilmington	2	79,404	2	79,404	15	15	22.8
* OTHER SITE(S) : 6			16	97,910	17	99,110	31	31	30.3
Delaware Total:			111	726,337	112	727,537	210	210	259.8
District of Columbia									
NG D.C. Armory	Army Guard	Washington, DC	5	595,935	5	595,935	10	10	186.2
District of Columbia Total:			5	595,935	5	595,935	10	10	186.2
Florida									
MTC Camp Blanding	Army Guard	Starke	588	2,033,901	589	2,035,341	78,482	78,482	973.4
NG Avon Park Readiness Center	Army Guard	Avon Park	5	20,274	5	20,274	10	10	5.0
NG Bartow Readiness Center	Army Guard	Bartow	3	19,694	3	19,694	10	10	5.1
NG Bonifay Readiness Center	Army Guard	Bonifay	13	28,532	13	28,532	7	7	8.7
NG Bradenton Readiness Center	Army Guard	Bradenton	7	52,857	7	52,857	7	7	11.3
NG Brooksville RC, AASF 2, C23	Army Guard	Spring Hill	9	82,281	9	82,281	19	19	26.4
NG Crystal River Readiness Center	Army Guard	Crystal River	7	32,296	7	32,296	18	18	9.8
NG Fort Lauderdale Readiness Center	Army Guard	Fort Lauderdale	6	27,999	6	27,999	6	6	9.3
NG Fort Myers Readiness Center	Army Guard	Ft Myers	5	28,705	5	28,705	19	19	6.7
NG Fort Pierce Readiness Center	Army Guard	Ft Pierce	3	31,883	3	31,883	5	5	7.4
NG Haines City Readiness Center	Army Guard	Haines City	8	34,467	8	34,467	8	8	9.3
NG Jacksonville, Cecil Field AASF 1	Army Guard	Jacksonville	15	227,834	15	227,834	7	7	84.2
NG Jacksonville, Snyder RC	Army Guard	Jacksonville	6	40,039	7	43,733	25	25	12.0
NG Lake City Readiness Center	Army Guard	Lake City	6	25,197	6	25,197	7	7	6.8
NG Lake Wales Readiness Center	Army Guard	Lake Wales	4	23,634	4	23,634	7	7	6.8
NG Lakeland Readiness Center	Army Guard	Lakeland	3	26,707	3	26,707	10	10	8.0
NG Live Oak Readiness Center	Army Guard	Live Oak	4	18,576	4	18,576	9	9	5.2
NG Marianna Readiness Center	Army Guard	Marianna	5	19,862	5	19,862	5	5	5.6
NG Miami Readiness Center	Army Guard	Miami-Dade	7	39,617	7	39,617	6	6	12.0

* All Locations that do not meet criteria of at least five (5) Acres AND at least \$5M PRV.

**State/Territories Army National Guard
Base Structure Report - As of 30 Sept 2016**

SITE	COMPONENT	NAME NEAREST CITY	BUILDINGS				STATE OWNED ACRES	TOTAL ACRES	PRV (\$M)
			STATE OWNED		TOTAL				
			COUNT	SQFT	COUNT	SQFT			
NG Ocala Readiness Center	Army Guard	Ocala	4	22,771	4	22,771	10	10	6.5
NG Orlando Readiness Center	Army Guard	Orlando	5	32,500	5	32,500	5	5	8.6
NG Palmetto Readiness Center	Army Guard	Palmetto	4	34,267	4	34,267	5	5	7.2
NG Panama City Readiness Center	Army Guard	Panama City	3	30,338	3	30,338	5	5	7.2
NG Pensacola (Ellyson Field)	Army Guard	Pensacola	7	47,043	7	47,043	0	11	12.4
NG Plant City Readiness Center	Army Guard	Plant City	7	29,162	7	29,162	13	13	8.3
NG Quincy Readiness Center	Army Guard	Quincy	3	32,133	3	32,133	15	15	7.8
NG St Augustine, Ensslin Readiness Center	Army Guard	St. Augustine	4	90,502	4	90,502	18	18	22.6
NG St Augustine, St Francis Barracks	Army Guard	St. Augustine	20	88,401	20	88,401	7	7	19.3
NG St Petersburg Readiness Center	Army Guard	St. Petersburg	8	34,377	8	34,377	6	6	22.5
NG Starke Readiness Center	Army Guard	Starke	3	25,146	3	25,146	12	12	7.7
NG Tallahassee Readiness Center	Army Guard	Tallahassee	7	44,743	7	44,743	30	30	12.2
NG Tampa Readiness Center	Army Guard	Tampa	5	33,533	5	33,533	6	6	9.9
NG Wauchula Readiness Center	Army Guard	Wauchula	2	27,395	2	27,395	9	9	6.6
NG West Palm Beach, Calloway, FMS 15	Army Guard	West Palm Beach	5	66,120	5	66,120	19	19	18.0
* OTHER SITE(S) : 26			49	309,466	55	370,204	8,866	8,870	94.3
Florida Total:			840	3,762,252	848	3,828,124	87,690	87,705	1,484.1

Georgia

Cumming	Army Guard	Cumming	3	107,007	3	107,007	14	14	26.2
NG Atlanta - Confederate Ave	Army Guard	Atlanta	11	208,300	11	208,300	61	61	54.2
NG Augusta	Army Guard	Augusta	6	50,644	6	50,644	12	12	12.1
NG Barnesville	Army Guard	Barnesville	7	71,146	7	71,146	26	26	17.4
NG Brunswick	Army Guard	Brunswick	5	29,608	5	29,608	7	7	7.7
NG Calhoun	Army Guard	Calhoun	9	25,083	9	25,083	6	6	6.4
NG Columbus	Army Guard	Columbus	6	43,940	6	43,940	7	7	10.9
NG Decatur	Army Guard	Decatur	4	26,703	4	26,703	6	6	6.5
NG Dublin	Army Guard	Dublin	5	29,331	5	29,331	10	10	7.3
NG Elberton	Army Guard	Elberton	8	24,799	8	24,799	6	6	5.9
NG Forsyth	Army Guard	Forsyth	3	23,710	3	23,710	7	7	5.1
NG Henry D Russell Armory	Army Guard	Macon	4	30,584	4	30,584	6	6	6.8
NG Hinesville	Army Guard	Hinesville	5	21,737	5	21,737	7	7	6.5
NG Kennesaw	Army Guard	Kennesaw	8	44,185	8	44,185	14	14	11.2
NG Lorenzo Benn	Army Guard	Atlanta	3	67,370	3	67,370	112	112	36.7
NG Macon RTI	Army Guard	Macon	19	112,776	19	112,776	30	30	27.8

* All Locations that do not meet criteria of at least five (5) Acres AND at least \$5M PRV.

**State/Territories Army National Guard
Base Structure Report - As of 30 Sept 2016**

SITE	COMPONENT	NAME NEAREST CITY	BUILDINGS				STATE OWNED ACRES	TOTAL ACRES	PRV (\$M)
			STATE OWNED		TOTAL				
			COUNT	SQFT	COUNT	SQFT			
NG Metter	Army Guard	Metter	4	27,647	4	27,647	12	12	6.5
NG Milledgeville	Army Guard	Milledgeville	5	23,454	5	23,454	11	11	5.3
NG Oglethorpe Armory	Army Guard	Ellenwood	2	88,981	2	88,981	32	32	21.1
NG Savannah	Army Guard	Savannah	8	78,618	8	78,618	27	27	18.4
NG Statesboro Armory	Army Guard	Statesboro	2	23,025	2	23,025	7	7	5.3
NG Tifton	Army Guard	Tifton	4	18,257	4	18,257	11	11	5.5
NG Washington	Army Guard	Washington	7	26,028	7	26,028	5	5	6.6
NG Winder Brw Arpt	Army Guard	Winder	9	57,051	9	57,051	33	34	14.0
NG Winder-Downtown	Army Guard	Winder	5	38,605	5	38,605	7	7	8.4
* OTHER SITE(S) : 48			120	627,075	132	644,984	344	344	160.0
Georgia Total:			272	1,925,664	284	1,943,573	819	820	500.1
Hawaii									
NG Fort Ruger	Army Guard	Honolulu	39	270,610	39	270,610	325	333	191.9
NG Hilo AASF 2	Army Guard	Hilo	5	42,568	5	42,568	20	20	44.4
NG Kaunakakai	Army Guard	Kaunakakai	5	9,672	5	9,672	6	6	5.6
NG Pu'Unene	Army Guard	Kihei	3	30,964	3	30,964	30	30	25.5
NG TS Keaukaha Mil Res	Army Guard	Hilo	35	251,870	35	251,870	509	509	202.1
NG TS Kekaha WETS LTA	Army Guard	Kekaha	2	538	2	538	68	68	8.5
* OTHER SITE(S) : 7			20	190,419	20	190,419	60	60	131.2
Hawaii Total:			109	796,641	109	796,641	1,017	1,025	609.3
Idaho									
NG Caldwell Armory	Army Guard	Caldwell	1	20,928	1	20,928	5	5	6.2
NG Caldwell FMS2	Army Guard	Caldwell	6	23,950	6	23,950	5	5	6.2
NG GF Bennett Building (600)	Army Guard	Boise	1	47,916	1	47,916	0	6	14.5
NG Lewiston Armory FMS 1	Army Guard	Lewiston	4	23,872	4	23,872	8	8	9.0
NG Orchard Mates Boise	Army Guard	Boise	38	397,028	38	397,028	0	80	159.5
NG Pocatello Armory FMS 5	Army Guard	Pocatello	6	38,241	6	38,241	11	11	13.3
NG Post Falls Armory FMS S1	Army Guard	Post Falls	4	46,190	4	46,190	8	8	16.0
NG Twin Falls Armory	Army Guard	Twin Falls	5	21,782	5	21,782	5	5	6.7
Orchard Range TS Boise	Army Guard	Boise	78	85,174	100	101,742	0	143,000	230.2
* OTHER SITE(S) : 37			56	301,152	62	307,003	43,292	76,114	91.1
Idaho Total:			199	1,006,233	227	1,028,652	43,333	219,242	552.6

* All Locations that do not meet criteria of at least five (5) Acres AND at least \$5M PRV.

**State/Territories Army National Guard
Base Structure Report - As of 30 Sept 2016**

SITE	COMPONENT	NAME NEAREST CITY	BUILDINGS				STATE OWNED ACRES	TOTAL ACRES	PRV (\$M)
			STATE OWNED		TOTAL				
			COUNT	SQFT	COUNT	SQFT			
Illinois									
Marseilles (MTA Training Area)	Army Guard	Marseilles	34	205,854	34	205,854	2,814	3,078	91.8
NG Bartonville (Peoria JMD)	Army Guard	Peoria	4	116,248	4	116,248	27	27	31.9
NG Beardstown Armory	Army Guard	Beardstown	2	22,337	2	22,337	9	9	5.6
NG Bloomington Armory FMS 16	Army Guard	Bloomington	3	54,601	3	54,601	11	11	16.0
NG Chicago (Calumet Ave Armory)	Army Guard	Chicago	1	145,152	1	145,152	5	5	39.5
NG Chicago, Jones Armory FMS 14	Army Guard	Chicago	1	294,720	1	294,720	6	6	82.0
NG Crestwood Armory FMS 02	Army Guard	Robbins	1	115,590	1	115,590	18	18	41.6
NG Danville Armory	Army Guard	Danville	1	24,500	1	24,500	10	10	7.2
NG Decatur AASF 1	Army Guard	Decatur	6	56,731	6	56,731	10	10	27.3
NG Decatur Armory FMS 04	Army Guard	Decatur	3	49,757	3	49,757	12	12	15.9
NG East St Louis Armory FMS 15	Army Guard	Centreville	5	63,976	5	63,976	8	8	20.3
NG Galva Armory	Army Guard	Galva	1	32,864	1	32,864	6	6	9.7
NG Joliet Armory FMS 12	Army Guard	Joliet	3	55,162	3	55,162	5	5	16.3
NG Kankakee (Cpt Stefanich JMD)	Army Guard	Kankakee	3	41,934	3	41,934	11	11	12.3
NG Machesney Park Armory FMS 13	Army Guard	Machesney Park	3	53,386	3	53,386	12	12	16.5
NG Macomb Armory FMS 19A	Army Guard	Macomb	3	56,077	3	56,077	7	7	16.8
NG Marion Armory FMS 18	Army Guard	Marion	4	47,151	4	47,151	11	11	14.6
NG Mattoon Armory FMS 5	Army Guard	Mattoon	3	46,947	3	46,947	7	7	16.7
NG Mt Vernon Armed Forces Reserve Center	Army Guard	Mt Vernon	2	85,387	2	85,387	23	23	27.1
NG North Riverside Armory	Army Guard	Riverside	3	88,163	3	88,163	10	10	29.3
NG Pontiac Armory	Army Guard	Pontiac	1	32,825	1	32,825	5	5	9.1
NG Quad Cities Armory FMS 19	Army Guard	Milan	4	70,967	4	70,967	25	25	20.6
NG Quincy (Gen Grimmer) FMS 20	Army Guard	Quincy	6	29,114	6	29,114	6	6	9.8
NG Shiloh Readiness Center	Army Guard	O Fallon	2	35,448	2	35,448	15	15	11.5
NG Sparta Armory	Army Guard	Sparta	8	55,564	8	55,564	2,653	2,653	23.7
NG Springfield (TS Camp Lincoln)	Army Guard	Springfield	39	524,685	39	524,685	160	160	159.1
NG Urbana Armory FMS 17	Army Guard	Urbana	7	122,889	7	122,889	22	22	31.7
NG West Frankfort Armory	Army Guard	West Frankfort	1	23,148	1	23,148	5	5	6.7
NG Woodstock Armory	Army Guard	Woodstock	3	24,208	3	24,208	13	13	7.8
PARIS FMS ANNEX	Army Guard	Paris	2	13,363	2	13,363	20	20	5.7
* OTHER SITE(S) : 21			36	1,038,337	36	1,038,337	45	46	309.2
Illinois Total:			195	3,627,085	195	3,627,085	5,992	6,257	1,133.1

* All Locations that do not meet criteria of at least five (5) Acres AND at least \$5M PRV.

**State/Territories Army National Guard
Base Structure Report - As of 30 Sept 2016**

SITE	COMPONENT	NAME NEAREST CITY	BUILDINGS				STATE OWNED ACRES	TOTAL ACRES	PRV (\$M)
			STATE OWNED		TOTAL				
			COUNT	SQFT	COUNT	SQFT			
Indiana									
Johnson County Armory	Army Guard	Franklin	2	163,171	2	163,171	40	40	45.4
Knightstown	Army Guard	Knightstown	8	252,589	8	252,589	387	387	68.4
NG Bedford	Army Guard	Bedford	4	30,101	4	30,101	5	5	10.1
NG Brazil	Army Guard	Brazil	3	19,038	3	19,038	6	6	5.5
NG Columbus	Army Guard	Columbus	2	20,171	2	20,171	6	6	5.7
NG Connersville	Army Guard	Connersville	1	14,715	1	14,715	7	7	5.3
NG Elkhart	Army Guard	Elkhart	10	44,186	10	44,186	8	8	13.1
NG Evansville (1998)	Army Guard	Evansville	3	83,799	3	83,799	20	20	23.1
NG Fort Wayne	Army Guard	Fort Wayne	4	56,833	4	56,833	21	21	15.4
NG Gary	Army Guard	Gary	6	62,460	6	62,460	15	15	17.1
NG Indianapolis 38 ID	Army Guard	Indianapolis	3	96,640	3	96,640	68	68	28.0
NG Indianapolis CSMS 1	Army Guard	Indianapolis	6	115,305	6	115,305	12	12	37.4
NG Jasper	Army Guard	Jasper	4	31,208	4	31,208	6	6	8.8
NG La Porte	Army Guard	La Porte	4	28,673	4	28,673	9	9	6.7
NG Lafayette	Army Guard	Lafayette	2	157,105	3	158,705	16	16	44.3
NG Logansport	Army Guard	Logansport	5	22,634	5	22,634	8	8	6.5
NG Muncie	Army Guard	Muncie	3	31,888	4	35,088	16	16	9.9
NG New Albany	Army Guard	New Albany	3	29,737	3	29,737	9	9	8.4
NG Remington	Army Guard	Remington	3	20,328	3	20,328	6	6	6.3
NG Richmond	Army Guard	Richmond	3	22,620	3	22,620	8	8	6.6
NG Seymour	Army Guard	Seymour	3	20,302	3	20,302	15	15	6.5
NG Shelbyville	Army Guard	Shelbyville	5	98,209	5	98,209	58	58	33.1
NG South Bend	Army Guard	South Bend	5	112,594	5	112,594	16	16	34.3
NG Stout Field Indianapolis	Army Guard	Indianapolis	20	508,073	20	508,073	18	18	132.3
NG Terre Haute	Army Guard	Terre Haute	2	30,996	2	30,996	6	6	8.1
NG TS Range Fowler	Army Guard	Frankfort	0	0	0	0	105	105	5.4
* OTHER SITE(S) : 43			72	849,300	74	855,428	191	191	257.0
Indiana Total:			186	2,922,675	190	2,933,603	1,080	1,080	848.5
Iowa									
Muscatine MD	Army Guard	Muscatine	1	37,392	1	37,392	0	20	12.2
NG Algona	Army Guard	Algona	4	29,237	4	29,237	12	12	8.2
NG Audubon	Army Guard	Audubon	2	26,903	2	26,903	5	5	6.3
NG Boone	Army Guard	Boone	9	151,189	9	151,189	22	28	51.2

* All Locations that do not meet criteria of at least five (5) Acres AND at least \$5M PRV.

**State/Territories Army National Guard
Base Structure Report - As of 30 Sept 2016**

SITE	COMPONENT	NAME NEAREST CITY	BUILDINGS				STATE OWNED ACRES	TOTAL ACRES	PRV (\$M)
			STATE OWNED		TOTAL				
			COUNT	SQFT	COUNT	SQFT			
NG Cedar Rapids Armory	Army Guard	Cedar Rapids	3	174,280	4	264,078	0	22	82.9
NG Charles City	Army Guard	Charles City	3	22,797	3	22,797	5	5	6.3
NG Clinton	Army Guard	Clinton	5	36,904	5	36,904	5	5	10.5
NG Corning	Army Guard	Corning	3	21,941	3	21,941	9	9	6.8
NG Council Bluffs	Army Guard	Council Bluffs	6	78,901	6	78,901	41	41	22.4
NG Davenport AASF	Army Guard	Davenport	11	106,840	11	106,840	13	17	35.8
NG Davenport OMS	Army Guard	Davenport	5	23,438	5	23,438	12	12	6.4
NG Dubuque	Army Guard	Dubuque	5	69,649	5	69,649	22	22	18.8
NG Fairfield Armory	Army Guard	Fairfield	3	50,689	3	50,689	5	5	12.8
NG Fairfield OMS	Army Guard	Fairfield	2	18,063	2	18,063	5	5	6.9
NG Fort Dodge	Army Guard	Fort Dodge	6	67,786	6	67,786	7	8	19.4
NG Iowa City Melrose	Army Guard	Iowa City	3	94,863	3	94,863	25	25	26.6
NG Iowa Falls	Army Guard	Iowa Falls	4	22,079	4	22,079	5	5	6.6
NG Knoxville	Army Guard	Knoxville	3	27,073	3	27,073	6	6	8.5
NG Le Mars	Army Guard	Le Mars	4	28,140	4	28,140	6	6	7.6
NG Marshalltown	Army Guard	Marshalltown	4	26,088	4	26,088	5	5	6.3
NG Mason City	Army Guard	Mason City	7	57,059	7	57,059	13	13	13.3
NG Mount Pleasant	Army Guard	Mt Pleasant	4	36,654	4	36,654	6	6	8.8
NG Oskaloosa	Army Guard	Oskaloosa	3	36,026	3	36,026	11	11	8.7
NG Ottumwa	Army Guard	Ottumwa	4	36,740	4	36,740	5	5	7.3
NG Perry	Army Guard	Perry	4	30,655	4	30,655	40	40	7.1
NG Red Oak	Army Guard	Red Oak	5	34,548	5	34,548	5	5	7.8
NG Sheldon	Army Guard	Sheldon	5	35,575	5	35,575	6	6	7.9
NG Shenandoah	Army Guard	Shenandoah	2	21,193	2	21,193	5	5	6.0
NG Sioux City	Army Guard	Sioux City	8	66,791	8	66,791	11	11	17.4
NG Spencer	Army Guard	Spencer	4	24,633	4	24,633	5	5	6.8
NG Storm Lake	Army Guard	Storm Lake	6	30,411	6	30,411	6	6	9.0
NG Washington	Army Guard	Washington	3	30,603	3	30,603	6	6	6.5
NG Waterloo Airport	Army Guard	Waterloo	8	62,237	8	62,237	5	7	19.5
NG Waterloo Big Rock	Army Guard	Waterloo	5	108,520	5	108,520	0	33	39.3
* OTHER SITE(S) : 11			15	159,402	18	195,002	27	27	53.5
Iowa Total:			169	1,885,299	173	2,010,697	361	450	581.2

Kansas

JFHQ Kansas	Army Guard	Topeka	30	292,216	30	292,216	79	79	76.8
-------------	------------	--------	----	---------	----	---------	----	----	------

* All Locations that do not meet criteria of at least five (5) Acres AND at least \$5M PRV.

**State/Territories Army National Guard
Base Structure Report - As of 30 Sept 2016**

SITE	COMPONENT	NAME NEAREST CITY	BUILDINGS				STATE OWNED ACRES	TOTAL ACRES	PRV (\$M)
			STATE OWNED		TOTAL				
			COUNT	SQFT	COUNT	SQFT			
NG Coffeyville Armory (New)	Army Guard	Coffeyville	2	25,941	2	25,941	0	10	7.5
NG Concordia Armory	Army Guard	Concordia	1	20,130	1	20,130	7	7	5.3
NG Great Bend Armory	Army Guard	Great Bend	2	21,915	2	21,915	5	5	5.7
NG Kansas City Armory	Army Guard	Kansas City	5	97,114	5	97,114	5	20	26.3
NG Lenexa Armory	Army Guard	Lenexa	4	38,238	4	38,238	9	9	10.4
NG Manhattan Readiness Center	Army Guard	Manhattan	3	78,439	3	78,439	10	10	21.2
NG Olathe Armory	Army Guard	Olathe	1	32,542	1	32,542	5	5	9.4
NG Paola Armory	Army Guard	Paola	1	19,127	1	19,127	5	5	5.2
NG Pittsburg Readiness Center	Army Guard	Pittsburg	2	85,218	2	85,218	10	10	23.7
NG Salina KS Training Center	Army Guard	Salina	16	348,133	18	371,205	48	84	112.3
NG Wichita South Armory	Army Guard	Wichita	4	32,305	4	32,305	6	6	8.6
Wichita North	Army Guard	Wichita	3	183,207	3	183,207	0	45	51.7
* OTHER SITE(S) : 31			57	487,105	64	492,424	64	72	132.3
Kansas Total:			131	1,761,630	140	1,790,021	254	369	496.6

Kentucky

Burlington Readiness Center	Army Guard	Burlington	2	84,555	2	84,555	34	34	23.1
MD Paducah (New)	Army Guard	West Paducah	4	76,663	4	76,663	0	21	23.2
NG Benton Armory	Army Guard	Benton	2	24,111	2	24,111	7	7	5.9
NG Bowling Green Reserve Center	Army Guard	Bowling Green	3	34,795	3	34,795	7	7	8.5
NG Buechel Armory	Army Guard	Louisville	6	35,510	6	35,510	10	10	9.3
NG Butler Readiness Center	Army Guard	Louisville	1	62,353	1	62,353	8	8	15.3
NG Frankfort Boone NG Center	Army Guard	Frankfort	47	494,102	48	495,089	381	381	171.0
NG Glasgow Armory	Army Guard	Glasgow	3	25,986	3	25,986	9	9	6.6
NG Harrodsburg Armory	Army Guard	Harrodsburg	2	23,892	2	23,892	5	5	6.0
NG Hazard Armory	Army Guard	Hazard	3	22,785	3	22,785	9	9	5.6
NG Hopkinsville Reserve Center	Army Guard	Hopkinsville	2	21,466	2	21,466	9	9	5.5
NG Jackson Armory	Army Guard	Jackson	5	34,347	5	34,347	6	6	8.8
NG Lexington Armory	Army Guard	Lexington	7	43,449	7	43,449	0	18	11.4
NG London JSO	Army Guard	London	2	65,888	2	65,888	18	18	26.3
NG Louisville Armory	Army Guard	Louisville	8	59,458	8	59,458	8	10	15.3
NG Morehead Readiness Center	Army Guard	Morehead	2	33,659	2	33,659	10	10	9.3
NG Murray Armory	Army Guard	Murray	3	22,255	3	22,255	6	6	5.5
NG Olive Hill Armory	Army Guard	Olive Hill	4	19,485	4	19,485	6	6	5.2
NG Prestonburg Armory	Army Guard	Prestonsburg	3	22,195	3	22,195	5	5	5.1

* All Locations that do not meet criteria of at least five (5) Acres AND at least \$5M PRV.

**State/Territories Army National Guard
Base Structure Report - As of 30 Sept 2016**

SITE	COMPONENT	NAME NEAREST CITY	BUILDINGS				STATE OWNED ACRES	TOTAL ACRES	PRV (\$M)
			STATE OWNED		TOTAL				
			COUNT	SQFT	COUNT	SQFT			
NG Richmond Armory	Army Guard	Richmond	4	31,559	4	31,559	5	5	8.2
NG Walton Armory	Army Guard	Walton	2	23,436	2	23,436	5	5	5.8
Owensboro Readiness Center	Army Guard	Owensboro	2	60,151	2	60,151	0	21	16.6
W.H. Ford Regional Training Ctr	Army Guard	Greenville	100	535,269	100	535,269	22,502	22,502	205.1
* OTHER SITE(S) : 43			93	725,199	97	739,123	696	720	194.5
Kentucky Total:			310	2,582,568	315	2,597,479	23,745	23,831	797.0

Louisiana

Baton Rouge LSU South Campus	Army Guard	Baton Rouge	4	169,179	4	169,179	51	51	63.1
Bogalusa RC - Hwy 10	Army Guard	Bogalusa	6	43,863	6	43,863	13	13	12.2
Camp Minden TS	Army Guard	Minden	587	2,496,039	587	2,496,039	15,253	15,253	703.4
Franklinton - Industrial Park	Army Guard	Franklinton	3	29,788	3	29,788	12	12	12.6
NG Abbeville	Army Guard	Abbeville	10	27,662	10	27,662	0	6	8.0
NG Alexandria	Army Guard	Alexandria	4	41,200	4	41,200	5	5	10.0
NG Beauregard Training Range	Army Guard	Pineville	71	56,388	71	56,388	12,888	12,888	38.5
NG Bossier City	Army Guard	Bossier City	10	43,312	10	43,312	10	10	9.5
NG Breaux Bridge	Army Guard	Breaux Bridge	4	22,782	4	22,782	0	6	5.5
NG Camp Cook	Army Guard	Ball	28	115,730	28	115,730	38	38	30.5
NG Camp Villere	Army Guard	Slidell	62	241,630	62	241,630	1,707	1,707	77.2
NG Carville Gillis Long Center	Army Guard	Carville	112	827,605	112	827,605	379	379	211.5
NG Clarks	Army Guard	Clarks	4	21,730	4	21,730	8	8	5.4
NG Covington	Army Guard	Covington	4	37,079	4	37,079	0	6	10.6
NG Delhi	Army Guard	Delhi	4	23,562	4	23,562	6	6	5.7
NG Esler Field	Army Guard	Pineville	32	545,497	32	545,497	0	1,991	220.9
NG Franklinton	Army Guard	Franklinton	4	20,782	4	20,782	10	10	5.1
NG Hammond	Army Guard	Hammond	3	24,243	3	24,243	6	6	6.0
NG Hammond Airport	Army Guard	Hammond	14	316,361	14	316,361	0	175	170.9
NG Independence	Army Guard	Independence	3	20,529	3	20,529	0	5	5.2
NG Jackson Barracks	Army Guard	New Orleans	84	693,692	84	693,692	113	113	174.9
NG Jena Armory	Army Guard	Jena	7	30,379	7	30,379	13	13	9.2
NG Lafayette	Army Guard	Lafayette	12	62,973	12	62,973	0	6	17.1
NG Marrero	Army Guard	Marrero	2	50,018	2	50,018	0	8	14.4
NG Monroe	Army Guard	Monroe	7	43,362	7	43,362	0	10	11.9
NG Napoleonville	Army Guard	Napoleonville	3	22,780	3	22,780	0	5	6.0
NG Natchitoches	Army Guard	Natchitoches	3	21,778	3	21,778	5	5	5.3

* All Locations that do not meet criteria of at least five (5) Acres AND at least \$5M PRV.

**State/Territories Army National Guard
Base Structure Report - As of 30 Sept 2016**

SITE	COMPONENT	NAME NEAREST CITY	BUILDINGS				STATE OWNED ACRES	TOTAL ACRES	PRV (\$M)
			STATE OWNED		TOTAL				
			COUNT	SQFT	COUNT	SQFT			
NG Opelousas	Army Guard	Opelousas	3	21,113	3	21,113	0	6	5.1
NG Reserve	Army Guard	Reserve	3	37,478	3	37,478	4	13	12.3
NG Ruston	Army Guard	Ruston	6	108,468	6	108,468	16	16	26.5
NG Shreveport	Army Guard	Shreveport	10	66,214	10	66,214	6	6	15.5
NG West Monroe	Army Guard	West Monroe	6	22,798	6	22,798	7	7	5.8
SMR Camp Beauregard	Army Guard	Pineville	261	980,660	261	980,660	728	728	257.0
* OTHER SITE(S) : 32			91	458,154	95	463,201	103	199	116.0
Louisiana Total:			1,467	7,744,828	1,471	7,749,875	31,380	33,709	2,289.0
Maine									
NG Augusta Armory	Army Guard	Augusta	1	79,487	1	79,487	5	5	22.4
NG Belfast Armory	Army Guard	Belfast	6	26,309	6	26,309	27	27	8.1
NG Brewer Armory	Army Guard	Brewer	2	28,390	2	28,390	6	6	8.4
NG Camp Keyes TS	Army Guard	Augusta	36	297,797	36	297,797	38	38	76.9
NG Deepwoods TS	Army Guard	Old Town	0	0	0	0	0	358,812	5.3
NG Gardiner TS	Army Guard	Gardiner	5	3,124	5	3,124	115	115	6.7
NG Hollis Plains TS	Army Guard	Hollis Center	0	0	0	0	425	425	6.2
NG Houlton Armory	Army Guard	Houlton	3	21,567	3	21,567	5	5	6.0
NG Lewiston MD	Army Guard	Lewiston	6	40,283	6	40,283	6	6	11.0
NG Norway Armory	Army Guard	Norway	3	35,641	3	35,641	5	5	10.0
NG Portland Armory FMS	Army Guard	Portland	0	0	6	21,594	9	19	8.3
NG Skowhegan Armory	Army Guard	Skowhegan	3	29,363	3	29,363	7	7	8.8
NG Solman State Armory	Army Guard	Caribou	3	62,099	3	62,099	7	7	15.5
NG Waterville Armory	Army Guard	Waterville	3	39,605	3	39,605	5	5	11.5
* OTHER SITE(S) : 14			15	98,162	17	100,127	341	368	35.7
Maine Total:			86	761,827	94	785,386	1,002	359,850	240.8
Maryland									
NG BG (MD) Louis G. Smith	Army Guard	Easton	1	22,154	1	22,154	12	12	6.5
NG BG (MD) Randolph Millholland	Army Guard	Hagerstown	2	37,909	2	37,909	25	25	10.8
NG BG Thomas B Baker TS	Army Guard	Hancock	26	19,147	26	19,147	2,280	2,280	8.1
NG BG Thomas B. Baker	Army Guard	Ellicott City	3	24,422	3	24,422	6	6	7.0
NG Col Victor P. Gillespe	Army Guard	Queen Anne	2	17,642	2	17,642	14	14	5.0
NG Cong Steny Hoyer Armory	Army Guard	Cheltenham	2	33,677	2	33,677	14	14	10.8
NG Cpt Michael Cresap	Army Guard	Frederick	1	18,630	1	18,630	18	18	5.1

* All Locations that do not meet criteria of at least five (5) Acres AND at least \$5M PRV.

**State/Territories Army National Guard
Base Structure Report - As of 30 Sept 2016**

SITE	COMPONENT	NAME NEAREST CITY	BUILDINGS				STATE OWNED ACRES	TOTAL ACRES	PRV (\$M)
			STATE OWNED		TOTAL				
			COUNT	SQFT	COUNT	SQFT			
NG Cpt Thomas Price	Army Guard	Cumberland	1	24,652	1	24,652	9	9	7.1
NG CSM Blair Lee Crockett	Army Guard	Salisbury	4	44,792	4	44,792	11	11	19.7
NG CSM Jerome M. Grollman	Army Guard	Dundalk	5	56,488	5	56,488	14	14	18.0
NG CW4 Melvin Sherr	Army Guard	Parkville	2	39,279	2	39,279	16	16	10.5
NG Havre de Grace Military Reservation	Army Guard	Havre De Grace	39	241,723	39	241,723	76	76	63.5
NG LTC (MD) E. Leslie Medford	Army Guard	Annapolis	1	41,473	1	41,473	6	6	11.7
NG MG (Brevet) John R. Kenly	Army Guard	Greenbelt	2	24,920	2	24,920	8	8	8.3
NG MG George M. Gelston	Army Guard	Silver Spring	2	24,078	2	24,078	14	14	8.0
NG MG Harry C. Ruhl	Army Guard	Towson	1	71,699	1	71,699	7	7	19.6
NG MG Henry C. Evans	Army Guard	Westminster	1	17,229	1	17,229	10	10	5.2
NG MG William J. Witte Armory	Army Guard	Catonsville	1	30,927	1	30,927	8	8	8.4
NG MTA Camp Fretterd	Army Guard	Reisterstown	62	416,219	62	416,219	587	587	125.5
NG MTA Gunpowder Military Reserva	Army Guard	Glen Arm	19	49,032	19	49,032	253	253	20.4
NG Pikesville Mil Res	Army Guard	Pikesville	5	152,380	5	152,380	15	15	59.7
* OTHER SITE(S) : 8			5	424,665	5	424,665	56	56	108.9
Maryland Total:			187	1,833,137	187	1,833,137	3,459	3,459	547.8
Massachusetts									
NG Ayer/Devens	Army Guard	Ayer	9	176,602	9	176,602	64	64	71.4
NG Brockton	Army Guard	Brockton	2	35,222	2	35,222	15	15	12.5
NG Danvers	Army Guard	Danvers	1	22,204	1	22,204	6	6	7.7
NG Dorchester	Army Guard	Boston	2	40,353	2	40,353	7	7	15.0
NG Feeding Hills / Agawam	Army Guard	Feeding Hills	1	15,953	1	15,953	9	9	5.3
NG Florence	Army Guard	Northampton	1	18,772	1	18,772	39	48	6.4
NG Framingham	Army Guard	Framingham	2	51,526	2	51,526	9	9	24.5
NG Methuen	Army Guard	Methuen	2	76,984	2	76,984	6	6	25.2
NG MTA Camp Curtis Guil	Army Guard	Reading	38	163,744	38	163,744	680	680	73.9
NG Natick, Speen St	Army Guard	Natick	2	102,115	2	102,115	26	26	28.7
NG Newburyport	Army Guard	Newburyport	2	18,425	2	18,425	8	8	8.1
NG Springfield	Army Guard	Springfield	2	43,920	2	43,920	6	6	13.8
NG Taunton	Army Guard	Taunton	1	32,614	1	32,614	15	15	10.7
NG Westfield	Army Guard	Westfield	2	50,512	2	50,512	7	7	22.2
* OTHER SITE(S) : 38			30	549,617	43	563,665	4,568	4,796	190.8
Massachusetts Total:			97	1,398,563	110	1,412,611	5,464	5,701	516.0

* All Locations that do not meet criteria of at least five (5) Acres AND at least \$5M PRV.

**State/Territories Army National Guard
Base Structure Report - As of 30 Sept 2016**

SITE	COMPONENT	NAME NEAREST CITY	BUILDINGS				STATE OWNED ACRES	TOTAL ACRES	PRV (\$M)
			STATE OWNED		TOTAL				
			COUNT	SQFT	COUNT	SQFT			
Michigan									
Belmont Armory	Army Guard	Belmont	1	17,100	1	17,100	13	13	6.2
MTC-H Camp Grayling	Army Guard	Grayling	402	1,664,777	402	1,664,777	146,757	146,798	831.9
NG Albion	Army Guard	Albion	1	29,647	1	29,647	9	9	7.6
NG Alma	Army Guard	Alma	1	23,035	1	23,035	35	35	6.7
NG Baraga	Army Guard	Baraga	3	26,491	3	26,491	6	6	6.7
NG Bay City	Army Guard	Bay City	3	46,753	3	46,753	12	12	10.4
NG Big Rapids	Army Guard	Big Rapids	2	28,036	2	28,036	10	10	6.9
NG Calumet (New)	Army Guard	Calumet	2	38,475	2	38,475	12	12	9.6
NG Detroit Light Guard	Army Guard	Detroit	4	162,290	4	162,290	8	8	39.8
NG Detroit Olympia	Army Guard	Detroit	3	49,842	3	49,842	10	10	15.5
NG Gladstone	Army Guard	Gladstone	2	26,170	2	26,170	5	5	7.9
NG Grand Ledge AASF	Army Guard	Grand Ledge	10	256,730	10	256,730	61	61	96.8
NG Grand Ledge CMF	Army Guard	Grand Ledge	2	18,542	2	18,542	12	12	7.6
NG Grand Ledge Hangar	Army Guard	Grand Ledge	1	28,253	1	28,253	29	29	10.5
NG Howell	Army Guard	Howell	2	28,655	2	28,655	6	6	8.7
NG Iron River	Army Guard	Iron River	3	32,755	3	32,755	5	5	10.2
NG Ishpeming	Army Guard	Ishpeming	5	48,742	5	48,742	8	8	14.3
NG Jackson (New)	Army Guard	Jackson	1	44,490	1	44,490	30	30	15.5
NG Kalamazoo	Army Guard	Kalamazoo	5	42,943	5	42,943	43	43	14.0
NG Lansing CSMS	Army Guard	Lansing	2	11,741	2	11,741	18	18	7.6
NG Lansing Headquarters Complex	Army Guard	Lansing	14	517,005	14	517,005	59	59	172.1
NG Lapeer	Army Guard	Lapeer	2	20,715	2	20,715	6	6	6.1
NG Manistee	Army Guard	Manistee	1	26,036	1	26,036	5	5	7.8
NG Marquette	Army Guard	Marquette	2	29,248	2	29,248	6	6	8.8
NG Midland	Army Guard	Midland	5	42,467	5	42,467	12	12	11.6
NG Montague	Army Guard	Montague	5	62,194	5	62,194	10	10	12.0
NG Pontiac	Army Guard	Pontiac	2	28,339	2	28,339	10	10	8.7
NG Port Huron	Army Guard	Port Huron	1	18,181	1	18,181	5	5	5.3
NG Saginaw	Army Guard	Saginaw	1	19,385	1	19,385	6	6	5.9
NG Sault Ste Marie	Army Guard	Sault Ste Marie	5	62,862	5	62,862	9	9	14.6
NG Shiawassee	Army Guard	Corunna	1	36,076	1	36,076	13	13	12.4
NG Sturgis	Army Guard	Sturgis	3	23,411	3	23,411	6	6	7.4
NG Taylor	Army Guard	Taylor	6	66,432	6	66,432	17	17	21.8
NG Wyoming	Army Guard	Wyoming	5	108,648	5	108,648	10	10	25.8

* All Locations that do not meet criteria of at least five (5) Acres AND at least \$5M PRV.

**State/Territories Army National Guard
Base Structure Report - As of 30 Sept 2016**

SITE	COMPONENT	NAME NEAREST CITY	BUILDINGS				STATE OWNED ACRES	TOTAL ACRES	PRV (\$M)
			STATE OWNED		TOTAL				
			COUNT	SQFT	COUNT	SQFT			
Traverse City	Army Guard	Traverse City	1	25,494	1	25,494	25	25	8.0
Washtenaw	Army Guard	Ypsilanti	5	83,630	5	83,630	9	9	21.0
* OTHER SITE(S) : 19			28	253,146	37	301,517	38	38	94.7
Michigan Total:			542	4,048,736	551	4,097,107	147,334	147,375	1,578.1
Minnesota									
Camp Ripley	Army Guard	Little Falls	1,236	2,850,808	1,236	2,850,808	52,758	53,640	1,332.5
Faribault Armed Forces Reserve Center (MD)	Army Guard	Faribault	2	64,494	2	64,494	30	30	22.8
NG Albert Lea Armory	Army Guard	Albert Lea	1	28,942	1	28,942	8	8	8.4
NG Appleton OMS 7	Army Guard	Appleton	3	21,297	3	21,297	5	5	6.2
NG Austin Armory	Army Guard	Austin	3	23,044	3	23,044	5	5	7.3
NG Bemidji Armory	Army Guard	Bemidji	1	21,288	1	21,288	5	5	6.6
NG Bloomington Armory	Army Guard	Minneapolis	2	42,137	2	42,137	11	11	13.6
NG Brainerd Armory	Army Guard	Brainerd	1	39,112	1	39,112	9	9	12.2
NG Brooklyn Park Armory	Army Guard	Minneapolis	1	28,433	1	28,433	5	5	9.4
NG Cambridge MD	Army Guard	Cambridge	2	58,315	2	58,315	25	25	19.5
NG Chisholm Armory	Army Guard	Chisholm	1	18,308	1	18,308	193	193	5.6
NG Cottage Grove Armory	Army Guard	Cottage Grove	1	54,673	1	54,673	7	7	16.9
NG Crookston Armory	Army Guard	Crookston	1	22,064	1	22,064	6	6	7.3
NG Detroit Lakes Armory OMS 5	Army Guard	Detroit Lakes	4	23,909	4	23,909	5	5	7.9
NG Duluth Armory	Army Guard	Duluth	1	43,789	1	43,789	207	207	13.8
NG E. St Paul Armory	Army Guard	St. Paul	1	19,935	1	19,935	5	5	6.5
NG Fairmont Armory	Army Guard	Fairmont	2	17,432	2	17,432	96	96	5.4
NG Hastings Armory	Army Guard	Hastings	2	24,487	2	24,487	7	7	7.2
NG Holman Field AASF	Army Guard	St. Paul	2	109,059	2	109,059	8	8	44.8
NG Hutchinson Armory	Army Guard	Hutchinson	2	23,955	2	23,955	5	5	6.9
NG Inver Grove Hieghts Armory	Army Guard	Inver Grove Heights	1	42,477	1	42,477	5	5	13.3
NG Jackson Armory	Army Guard	Jackson	3	22,789	3	22,789	25	25	7.0
NG Luverne Armory	Army Guard	Luverne	1	20,898	1	20,898	55	55	9.6
NG Mankato Armory	Army Guard	Mankato	2	65,160	2	65,160	5	5	15.6
NG Minneapolis Armory	Army Guard	Minneapolis	1	37,013	1	37,013	6	6	12.0
NG Montevideo Armory	Army Guard	Montevideo	1	39,370	1	39,370	44	44	14.7
NG Moorhead Armory	Army Guard	Moorhead	2	55,928	2	55,928	7	7	14.3
NG Morris Armory	Army Guard	Morris	1	17,987	1	17,987	42	42	7.9
NG Owatonna Armory	Army Guard	Owatonna	1	18,906	1	18,906	5	5	6.0

* All Locations that do not meet criteria of at least five (5) Acres AND at least \$5M PRV.

**State/Territories Army National Guard
Base Structure Report - As of 30 Sept 2016**

SITE	COMPONENT	NAME NEAREST CITY	BUILDINGS				STATE OWNED ACRES	TOTAL ACRES	PRV (\$M)
			STATE OWNED		TOTAL				
			COUNT	SQFT	COUNT	SQFT			
NG Pine City Armory	Army Guard	Pine City	2	16,386	2	16,386	5	5	5.1
NG Pipestone Armory	Army Guard	Pipestone	1	13,883	1	13,883	9	9	6.8
NG Red Wing Armory	Army Guard	Red Wing	1	17,171	1	17,171	105	105	5.4
NG Redwood Falls Armory	Army Guard	Redwood Falls	1	18,403	1	18,403	409	409	6.9
NG Rochester NGA and OMS 2	Army Guard	Rochester	4	40,248	4	40,248	408	408	12.9
NG Rosemount Armory	Army Guard	Rosemount	1	99,522	1	99,522	112	112	30.0
NG Rosemount Maint Facility	Army Guard	Rosemount	1	30,516	1	30,516	44	44	13.3
NG Roseville Armory	Army Guard	St. Paul	2	47,401	2	47,401	7	7	14.6
NG St Cloud AASF	Army Guard	St. Cloud	1	140,625	1	140,625	0	54	70.7
NG St Cloud Armory	Army Guard	St. Cloud	4	41,273	4	41,273	57	57	16.3
NG St Peter Armory	Army Guard	St. Peter	2	21,604	2	21,604	11	11	6.6
NG Winona Armory	Army Guard	Winona	2	19,051	2	19,051	5	5	5.9
* OTHER SITE(S) : 41			42	625,448	52	663,980	176	20,097	204.1
Minnesota Total:			1,346	4,987,540	1,356	5,026,072	54,942	75,798	2,059.8

Mississippi

Monticello Readiness Center	Army Guard	Monticello	3	59,754	3	59,754	0	16	14.2
NG Batesville	Army Guard	Batesville	2	27,736	2	27,736	0	8	6.5
NG Brookhaven Readiness Center & FMS 3	Army Guard	Brookhaven	5	37,574	5	37,574	15	15	9.7
NG Canton	Army Guard	Canton	3	27,405	3	27,405	0	7	6.3
NG Columbia Readiness Center	Army Guard	Columbia	3	32,042	3	32,042	0	10	9.3
NG Crystal Springs	Army Guard	Crystal Springs	2	32,208	2	32,208	0	11	7.5
NG Decatur FMS 7	Army Guard	Decatur	2	38,698	2	38,698	11	11	11.4
NG Forest	Army Guard	Forest	2	28,188	2	28,188	10	10	6.4
NG Greenville	Army Guard	Greenville	2	34,615	2	34,615	0	20	8.1
NG Gulfport AVCRAD	Army Guard	Gulfport	10	181,658	10	181,658	23	90	64.1
NG Hawkins Field	Army Guard	Jackson	8	106,661	8	106,661	0	30	33.5
NG Jackson N.W. St.	Army Guard	Jackson	7	46,122	7	46,122	6	6	10.1
NG Jackson Raymond Road Armory and FMS 9	Army Guard	Jackson	8	81,575	8	81,575	0	15	17.7
NG Kiln Readiness Center	Army Guard	Kiln	3	27,359	3	27,359	0	6	8.4
NG Kosciusko	Army Guard	Kosciusko	3	25,109	3	25,109	0	15	6.2
NG Louisville Armory and FMS 2A	Army Guard	Louisville	3	36,535	3	36,535	0	10	9.3
NG McComb	Army Guard	McComb	2	22,764	2	22,764	0	5	5.2
NG Meridian	Army Guard	Meridian	8	66,614	8	66,614	0	34	26.6
NG Oxford	Army Guard	Oxford	2	70,453	2	70,453	13	13	10.0

* All Locations that do not meet criteria of at least five (5) Acres AND at least \$5M PRV.

**State/Territories Army National Guard
Base Structure Report - As of 30 Sept 2016**

SITE	COMPONENT	NAME NEAREST CITY	BUILDINGS				STATE OWNED ACRES	TOTAL ACRES	PRV (\$M)
			STATE OWNED		TOTAL				
			COUNT	SQFT	COUNT	SQFT			
NG Philadelphia	Army Guard	Philadelphia	5	34,958	5	34,958	0	8	8.0
NG Picayune	Army Guard	Picayune	4	23,447	4	23,447	0	7	5.8
NG Poplarville Readiness Center	Army Guard	Poplarville	2	32,973	2	32,973	0	7	8.3
NG Senatobia Armory and FMS 5	Army Guard	Senatobia	3	64,834	3	64,834	0	18	15.8
NG Southaven Wm	Army Guard	Southaven	1	150	2	27,150	0	11	6.3
NG Starkville	Army Guard	Starkville	5	36,316	5	36,316	0	10	8.4
NG Tago	Army Guard	Jackson	4	99,782	4	99,782	17	17	24.2
NG Tupelo	Army Guard	Tupelo	5	67,326	5	67,326	0	5	14.8
NG Tupelo AASF (New)	Army Guard	Tupelo	4	104,713	4	104,713	0	39	40.8
NG USPFO MS	Army Guard	Pearl	10	126,702	10	126,702	0	35	26.3
NG Vicksburg Station	Army Guard	Vicksburg	5	49,339	5	49,339	10	10	12.1
NG West Point	Army Guard	West Point	3	21,995	3	21,995	0	6	5.0
NG Wiggins Readiness Center	Army Guard	Wiggins	2	30,022	2	30,022	0	6	7.6
NG Winona	Army Guard	Winona	2	28,128	2	28,128	12	12	6.6
South Gate Armory	Army Guard	Hattiesburg	3	40,693	3	40,693	0	7	8.7
St. Martin Readiness Center	Army Guard	Porterville	2	39,718	2	39,718	9	9	10.1
* OTHER SITE(S) : 66			159	955,654	170	983,479	42	274	230.2
Mississippi Total:			297	2,739,820	309	2,794,645	168	813	709.1

Missouri

NG Aurora	Army Guard	Aurora	4	25,374	4	25,374	9	9	7.2
NG Columbia	Army Guard	Columbia	2	28,854	2	28,854	10	10	7.7
NG Dexter (New)	Army Guard	Dexter	3	30,208	3	30,208	10	15	8.6
NG Farmington	Army Guard	Farmington	3	23,529	3	23,529	5	5	7.0
NG Festus	Army Guard	Festus	4	39,555	4	39,555	40	40	12.4
NG Fulton	Army Guard	Fulton	4	20,281	4	20,281	5	5	5.3
NG Hannibal	Army Guard	Hannibal	2	20,429	2	20,429	7	7	5.9
NG Harrisonville	Army Guard	Harrisonville	4	24,432	4	24,432	8	8	7.3
NG Independence	Army Guard	Independence	3	18,388	3	18,388	6	6	5.3
NG Jefferson Barracks St Louis	Army Guard	Jefferson Barracks	9	318,085	9	318,085	35	35	86.5
NG Jefferson City	Army Guard	Jefferson City	2	47,209	2	47,209	15	15	12.3
NG Jefferson City AASF	Army Guard	Jefferson City	2	34,347	2	34,347	17	17	12.0
NG Joplin	Army Guard	Joplin	2	29,192	2	29,192	5	5	7.4
NG Kansas City	Army Guard	Kansas City	2	111,852	2	111,852	8	8	28.8
NG Lexington	Army Guard	Lexington	3	33,031	3	33,031	5	5	8.7

* All Locations that do not meet criteria of at least five (5) Acres AND at least \$5M PRV.

**State/Territories Army National Guard
Base Structure Report - As of 30 Sept 2016**

SITE	COMPONENT	NAME NEAREST CITY	BUILDINGS				STATE OWNED ACRES	TOTAL ACRES	PRV (\$M)
			STATE OWNED		TOTAL				
			COUNT	SQFT	COUNT	SQFT			
NG Macon	Army Guard	Macon	4	33,901	4	33,901	10	10	9.0
NG Macon TS	Army Guard	Macon	7	35,757	7	35,757	3,083	3,083	19.1
NG Pierce City (New)	Army Guard	Pierce City	3	30,282	3	30,282	0	10	7.7
NG Poplar Bluff	Army Guard	Poplar Bluff	3	43,181	3	43,181	10	10	11.7
NG Springfield	Army Guard	Springfield	1	47,125	1	47,125	16	16	12.7
NG Springfield AVCRAD	Army Guard	Springfield	6	107,362	7	112,836	0	35	41.8
NG St Joseph	Army Guard	St. Joseph	4	36,290	4	36,290	5	5	10.3
NG Trenton	Army Guard	Trenton	4	28,657	4	28,657	10	10	8.5
NG TS Ike Skelton Jefferson City	Army Guard	Jefferson City	25	494,686	25	494,686	385	385	149.5
NG TS Raytown	Army Guard	Kansas City	10	17,568	10	17,568	43	43	6.0
* OTHER SITE(S) : 43			81	828,471	89	840,292	104	108	224.8
Missouri Total:			197	2,508,046	206	2,525,341	3,851	3,905	723.5
Montana									
NG Belgrade RC - FMS05	Army Guard	Belgrade	6	66,675	6	66,675	12	12	20.0
NG Billings FMS 06	Army Guard	Billings	6	20,748	6	20,748	8	8	8.3
NG Billings MD	Army Guard	Billings	4	137,156	4	137,156	21	21	39.3
NG Butte MD	Army Guard	Butte	6	26,482	6	26,482	5	5	8.4
NG Chinook RC - FMS 07	Army Guard	Chinook	6	16,153	6	16,153	6	6	5.6
NG Culbertson RC - FMS 04	Army Guard	Culbertson	7	28,150	7	28,150	5	5	8.7
NG Dillon Readiness Center	Army Guard	Dillon	2	31,015	2	31,015	5	5	9.6
NG Havre Readiness Center	Army Guard	Havre	2	29,012	2	29,012	6	6	8.9
NG Helena - Womack RC	Army Guard	Helena	1	20,743	1	20,743	15	15	6.5
NG Kalispell FMS 01-MD	Army Guard	Kalispell	6	72,016	6	72,016	20	20	22.0
NG Libby Readiness Center	Army Guard	Libby	2	19,340	2	19,340	10	10	6.1
NG Miles City Land	Army Guard	Miles City	7	57,815	7	57,815	0	17	13.4
NG Missoula MD	Army Guard	Missoula	3	89,420	3	89,420	30	30	27.8
* OTHER SITE(S) : 28			24	119,080	33	142,707	272	273	44.2
Montana Total:			82	733,805	91	757,432	415	434	228.7
Nebraska									
NG Ashland FMS 05	Army Guard	Ashland	9	9,883	9	9,883	70	70	6.8
NG Beatrice Armed Forces Reserve Center	Army Guard	Beatrice	1	59,069	1	59,069	0	15	17.8
NG Columbus MD	Army Guard	Columbus	1	47,090	1	47,090	0	20	14.9
NG Grand Island AASF/RC	Army Guard	Grand Island	6	201,599	6	201,599	0	50	45.6

* All Locations that do not meet criteria of at least five (5) Acres AND at least \$5M PRV.

**State/Territories Army National Guard
Base Structure Report - As of 30 Sept 2016**

SITE	COMPONENT	NAME NEAREST CITY	BUILDINGS				STATE OWNED ACRES	TOTAL ACRES	PRV (\$M)
			STATE OWNED		TOTAL				
			COUNT	SQFT	COUNT	SQFT			
NG Kearney RC/FMS 02	Army Guard	Kearney	6	86,250	6	86,250	29	29	22.3
NG Lincoln 1776 Armory	Army Guard	Lincoln	2	66,137	2	66,137	9	9	19.2
NG Lincoln Complex/FMS 01	Army Guard	Lincoln	9	64,013	9	64,013	14	14	19.3
NG Lincoln CSMS 31/USPFO	Army Guard	Lincoln	6	126,837	6	126,837	19	19	33.5
NG McCook MD	Army Guard	McCook	1	35,387	1	35,387	0	34	11.3
NG Norfolk FMS 07	Army Guard	Norfolk	3	26,718	3	26,718	14	14	11.5
NG North Omaha Readiness Center	Army Guard	Omaha	1	42,771	1	42,771	0	20	12.8
NG Omaha Readiness Center	Army Guard	Omaha	3	55,005	3	55,005	6	6	15.0
* OTHER SITE(S) : 16			28	261,841	31	266,060	32	32	109.2
Nebraska Total:			76	1,082,600	79	1,086,819	192	331	339.3
<u>Nevada</u>									
Carlin	Army Guard	Carlin	18	86,046	18	86,046	408	408	43.7
NG Fairview Complex	Army Guard	Carson City	10	201,299	10	201,299	29	30	60.8
NG Floyd Edsall Training Center	Army Guard	Las Vegas	13	191,109	13	191,109	1,640	1,640	73.0
NG Harry Reid Training Center	Army Guard	Reno	13	151,865	13	151,865	108	108	68.6
NG Henderson Complex	Army Guard	Henderson	6	29,559	6	29,559	35	35	10.4
NG Lv (Henderson) Readiness Ctr	Army Guard	Las Vegas	6	135,395	6	135,395	55	55	53.9
NG Stead TS	Army Guard	Reno	14	47,500	14	47,500	10	53	16.1
* OTHER SITE(S) : 12			17	66,998	25	103,866	21	21	38.2
Nevada Total:			97	909,771	105	946,639	2,306	2,351	364.8
<u>New Hampshire</u>									
Milford	Army Guard	Milford	3	26,522	3	26,522	10	10	8.1
New Hampshire Regional Training Institute	Army Guard	Pembroke	3	105,261	3	105,261	215	215	41.2
NG Franklin Readiness Center	Army Guard	Franklin	2	17,805	2	17,805	6	6	5.7
NG Hillsborough Readiness Center	Army Guard	Hillsboro	3	17,209	3	17,209	8	8	6.2
NG Keene Readiness Center	Army Guard	Keene	2	21,805	2	21,805	6	6	6.6
NG Littleton Readiness Center	Army Guard	Littleton	4	35,307	4	35,307	17	17	9.4
NG Manchester Readiness Center	Army Guard	Manchester	1	110,494	1	110,494	8	8	34.1
NG Nashua Readiness Center	Army Guard	Nashua	2	22,810	2	22,810	6	6	7.3
NG New Hampshire AASF	Army Guard	Concord	2	111,366	2	111,366	0	27	45.5
NG New Hampshire TS	Army Guard	Strafford	10	62,545	10	62,545	105	105	26.8
NG Portsmouth Readiness Center	Army Guard	Portsmouth	2	22,396	2	22,396	6	6	7.1
NG Somersworth Readiness Center	Army Guard	Somersworth	3	20,032	3	20,032	7	7	6.0

* All Locations that do not meet criteria of at least five (5) Acres AND at least \$5M PRV.

**State/Territories Army National Guard
Base Structure Report - As of 30 Sept 2016**

SITE	COMPONENT	NAME NEAREST CITY	BUILDINGS				STATE OWNED ACRES	TOTAL ACRES	PRV (\$M)
			STATE OWNED		TOTAL				
			COUNT	SQFT	COUNT	SQFT			
NG State Military Reservation	Army Guard	Concord	18	294,101	18	294,101	44	44	77.1
* OTHER SITE(S) : 7			11	87,185	12	87,935	55	55	25.7
New Hampshire Total:			66	954,838	67	955,588	493	520	306.7
<u>New Jersey</u>									
NG Bordentown 206	Army Guard	Bordentown	3	28,493	3	28,493	10	10	10.7
NG Cape May	Army Guard	Cape May Courthouse	5	32,052	5	32,052	21	21	11.9
NG Cherry Hill	Army Guard	Cherry Hill	3	40,162	3	40,162	10	10	13.8
NG Dover	Army Guard	Dover	4	34,585	4	34,585	16	16	16.4
NG Flemington	Army Guard	Flemington	3	25,694	3	25,694	13	13	7.0
NG Hackettstown	Army Guard	Hackettstown	2	27,070	2	27,070	15	15	9.0
NG Lawrenceville	Army Guard	Trenton	13	297,258	13	297,258	75	75	85.9
NG Morristown	Army Guard	Morristown	4	87,273	4	87,273	43	43	33.5
NG Mount Holly	Army Guard	Mt Holly	3	16,060	3	16,060	6	6	5.8
NG Newton	Army Guard	Newton	3	20,034	3	20,034	6	6	5.8
NG NGTC Sea Girt NJ	Army Guard	Sea Girt	44	293,157	44	293,157	167	167	133.9
NG Riverdale	Army Guard	Riverdale	4	46,663	4	46,663	20	20	15.1
NG Somerset	Army Guard	Somerset	4	60,992	4	60,992	20	20	21.1
NG Teaneck	Army Guard	Teaneck	5	178,360	5	178,360	46	47	60.4
NG Toms River	Army Guard	Toms River	5	33,196	5	33,196	32	32	11.4
NG Trenton Mercer Aviation	Army Guard	Trenton	3	93,723	3	93,723	0	15	41.4
NG Vineland	Army Guard	Vineland	4	47,374	4	47,374	45	45	14.2
NG Washington	Army Guard	Port Murray	2	42,640	2	42,640	17	17	14.3
NG West Orange	Army Guard	West Orange	10	135,515	10	135,515	51	51	49.8
NG Westfield	Army Guard	Westfield	3	80,326	3	80,326	13	13	27.7
NG Woodstown	Army Guard	Woodstown	2	16,806	2	16,806	8	8	5.8
* OTHER SITE(S) : 15			34	619,598	36	622,011	90	90	172.8
New Jersey Total:			163	2,257,031	165	2,259,444	726	741	767.9
<u>New Mexico</u>									
NG Albuquerque	Army Guard	Albuquerque	7	80,492	7	80,492	17	17	21.4
NG Bataan Memorial Museum	Army Guard	Santa Fe	3	186,256	3	186,256	8	8	32.5
NG Belen	Army Guard	Belen	1	29,205	1	29,205	11	11	7.4
NG Clayton	Army Guard	Clayton	1	22,500	1	22,500	10	10	5.6
NG Clovis	Army Guard	Clovis	5	35,761	5	35,761	12	12	10.6

* All Locations that do not meet criteria of at least five (5) Acres AND at least \$5M PRV.

**State/Territories Army National Guard
Base Structure Report - As of 30 Sept 2016**

SITE	COMPONENT	NAME NEAREST CITY	BUILDINGS				STATE OWNED ACRES	TOTAL ACRES	PRV (\$M)
			STATE OWNED		TOTAL				
			COUNT	SQFT	COUNT	SQFT			
NG Espanola	Army Guard	Espanola	1	24,100	1	24,100	12	12	6.2
NG Farmington	Army Guard	Farmington	2	57,756	2	57,756	15	15	15.8
NG Grants	Army Guard	Grants	1	20,783	1	20,783	10	10	5.4
NG Hobbs	Army Guard	Hobbs	1	20,002	1	20,002	130	130	5.6
NG Las Cruces	Army Guard	Las Cruces	4	57,320	4	57,320	43	43	16.4
NG Las Vegas Camp Luna TS	Army Guard	Las Vegas	1	27,300	1	27,300	150	150	7.8
NG Portales	Army Guard	Portales	2	24,300	2	24,300	42	42	6.5
NG Rio Rancho TS	Army Guard	Rio Rancho	16	116,453	16	116,453	120	120	32.0
NG Roswell De Bremond TS	Army Guard	Roswell	2	37,869	4	48,326	43	43	11.8
NG Santa Clara (Central)	Army Guard	Central	1	22,217	1	22,217	15	15	5.5
NG Santa Fe - Oate Complex TS	Army Guard	Santa Fe	23	332,531	23	332,531	313	313	84.3
NG Santa Fe AASF	Army Guard	Santa Fe	5	121,014	6	121,134	0	17	44.8
NG Santa Rosa	Army Guard	Santa Rosa	1	21,250	1	21,250	10	10	5.4
NG Springer	Army Guard	Springer	4	31,379	4	31,379	40	40	8.6
NG Taos	Army Guard	Ranches Of Taos	1	27,300	1	27,300	10	10	7.3
NG Tucumcari	Army Guard	Tucumcari	1	20,970	1	20,970	8	61	5.3
* OTHER SITE(S) : 15			19	205,155	26	224,783	60	64	134.0
New Mexico Total:			102	1,521,913	112	1,552,118	1,079	1,153	480.4

New York

Camp Smith	Army Guard	Peekskill	45	509,875	45	509,875	1,944	1,944	170.7
NG Albany AASF 3	Army Guard	Albany	3	39,317	3	39,317	0	22	22.2
NG Auburn RC OMS 4	Army Guard	Auburn	3	63,886	3	63,886	11	11	22.0
NG DMNA HQ OMS19	Army Guard	Latham	6	187,560	6	187,560	42	42	58.0
NG Geneseo RC OMS 3	Army Guard	Geneseo	2	52,629	2	52,629	18	18	13.7
NG Guilderland TS	Army Guard	Guilderland	6	6,982	6	6,982	238	238	8.8
NG Horseheads Readiness Center	Army Guard	Horseheads	1	33,817	1	33,817	14	14	11.7
NG Ithaca Readiness Center	Army Guard	Ithaca	1	26,965	1	26,965	8	8	8.4
NG Kingston RC OMS 7	Army Guard	Kingston	5	125,201	5	125,201	19	19	34.2
NG Leeds Readiness Center	Army Guard	Leeds	1	34,302	1	34,302	94	94	10.5
NG Masten Ave RC OMS 1	Army Guard	Buffalo	4	299,459	4	299,459	10	10	75.8
NG Morrisonville Readiness Center	Army Guard	Morrisonville	1	24,400	1	24,400	14	14	7.8
NG Orangeburg Readiness Center	Army Guard	Orangeburg	2	25,847	2	25,847	14	14	8.4
NG Peekskill Readiness Center	Army Guard	Peekskill	1	72,218	1	72,218	9	9	17.4
NG Queensbury Readiness Center	Army Guard	Queensbury	3	59,289	3	59,289	15	15	19.6

* All Locations that do not meet criteria of at least five (5) Acres AND at least \$5M PRV.

**State/Territories Army National Guard
Base Structure Report - As of 30 Sept 2016**

SITE	COMPONENT	NAME NEAREST CITY	BUILDINGS				STATE OWNED ACRES	TOTAL ACRES	PRV (\$M)
			STATE OWNED		TOTAL				
			COUNT	SQFT	COUNT	SQFT			
NG Rochester RC OMS 11	Army Guard	Rochester	6	236,152	6	236,152	8	33	82.7
NG Ronkonkoma Readiness Ctr OMS	Army Guard	Ronkonkoma	4	82,107	4	82,107	0	20	35.3
NG Saranac Lake Readiness Center	Army Guard	Saranac Lake	2	20,884	2	20,884	29	29	7.1
NG Staten Island RC OMS 14	Army Guard	New York City	5	91,071	5	91,071	20	20	40.2
NG Troy Glenmore Road RC OMS 17	Army Guard	Troy	3	93,920	3	93,920	13	13	28.4
NG Troy South Lake Readiness Ctr	Army Guard	Troy	2	21,586	2	21,586	6	6	6.7
NG Utica Readiness Center OMS 6	Army Guard	Utica	4	132,154	4	132,154	20	20	39.0
NG Walton Readiness Center	Army Guard	Walton	1	18,393	1	18,393	13	13	6.0
* OTHER SITE(S) : 22			27	1,585,269	28	1,586,419	171	174	491.4
New York Total:			138	3,843,283	139	3,844,433	2,730	2,800	1,225.8

North Carolina

MTA Camp Butner	Army Guard	Stem	102	85,278	102	85,278	4,800	4,800	32.9
NG Asheville Armory/FMS 01	Army Guard	Asheville	2	41,490	2	41,490	15	15	10.7
NG Butner	Army Guard	Butner	3	26,795	3	26,795	27	27	8.1
NG Charlotte Consolidated Site	Army Guard	Charlotte	7	71,250	7	71,250	10	10	17.4
NG Clinton Armory	Army Guard	Clinton	3	32,550	3	32,550	20	20	7.7
NG Concord	Army Guard	Concord	2	27,554	2	27,554	20	20	6.8
NG Durham	Army Guard	Durham	2	28,519	2	28,519	5	5	6.2
NG Fayetteville	Army Guard	Fayetteville	6	35,022	6	35,022	44	44	8.5
NG Foothills Readiness Ctr/FMS 2	Army Guard	Lenoir	3	68,545	3	68,545	25	25	30.2
NG Gastonia	Army Guard	Gastonia	2	24,385	2	24,385	6	6	5.3
NG Goldsboro Armory	Army Guard	Goldsboro	4	30,212	4	30,212	9	9	7.6
NG Greensboro	Army Guard	Greensboro	12	59,762	12	59,762	14	14	14.6
NG Greenville	Army Guard	Greenville	4	28,021	4	28,021	5	5	5.8
NG High Point	Army Guard	Highpoint	8	24,972	8	24,972	9	9	6.1
NG Kinston	Army Guard	Kinston	6	43,037	6	43,037	8	8	10.9
NG Morganton	Army Guard	Morganton	2	21,734	2	21,734	8	8	5.1
NG Morrisville	Army Guard	Morrisville	9	143,675	9	143,675	35	35	55.6
NG New Bern	Army Guard	New Bern	2	24,127	2	24,127	8	8	5.9
NG Raeford	Army Guard	Raeford	2	21,339	2	21,339	39	39	5.0
NG Raleigh	Army Guard	Raleigh	24	457,386	24	457,386	69	69	108.8
NG Reidsville	Army Guard	Reidsville	2	24,924	2	24,924	7	7	5.9
NG Statesville	Army Guard	Statesville	2	21,444	2	21,444	6	6	5.0
NG Tarheel Challenge Academy	Army Guard	Salemberg	5	30,540	5	30,540	10	10	7.0

* All Locations that do not meet criteria of at least five (5) Acres AND at least \$5M PRV.

**State/Territories Army National Guard
Base Structure Report - As of 30 Sept 2016**

SITE	COMPONENT	NAME NEAREST CITY	BUILDINGS				STATE OWNED ACRES	TOTAL ACRES	PRV (\$M)
			STATE OWNED		TOTAL				
			COUNT	SQFT	COUNT	SQFT			
NG Washington	Army Guard	Washington	4	25,062	4	25,062	9	9	6.1
NG Winston Salem	Army Guard	Winston Salem	5	31,882	5	31,882	9	9	7.6
* OTHER SITE(S) : 73			133	1,147,552	136	1,155,286	455	455	273.8
North Carolina Total:			356	2,577,057	359	2,584,791	5,672	5,672	664.7
North Dakota									
Camp Grafton	Army Guard	Devils Lake	293	948,406	293	948,406	9,133	12,999	352.8
NG Bismarck AASF Complex	Army Guard	Bismarck	6	168,007	6	168,007	0	34	56.7
NG Bismarck Fraine Barracks	Army Guard	Bismarck	14	141,890	14	141,890	21	21	45.4
NG Bismarck RJB Complex	Army Guard	Bismarck	7	224,514	7	224,514	89	89	65.3
NG Fargo FMS	Army Guard	Fargo	3	24,589	3	24,589	0	19	9.6
NG Fargo MD	Army Guard	Fargo	2	131,431	2	131,431	0	19	38.9
NG Grand Forks Complex	Army Guard	Grand Forks	3	41,462	3	41,462	25	25	15.3
NG Minot FMS1	Army Guard	Minot	2	69,242	2	69,242	15	15	17.5
NG Wahpeton MD	Army Guard	Wahpeton	3	92,396	3	92,396	18	18	23.8
* OTHER SITE(S) : 32			9	28,357	30	325,246	308	388	93.1
North Dakota Total:			342	1,870,294	363	2,167,183	9,609	13,625	718.4
Ohio									
Camp Perry TS (CTC)	Army Guard	Port Clinton	309	690,566	309	690,566	519	620	286.5
Delaware TACC	Army Guard	Delaware	1	64,639	1	64,639	17	17	18.0
NG Akron (Hawkins)	Army Guard	Akron	5	30,226	5	30,226	5	5	5.2
NG Alliance	Army Guard	Alliance	3	19,065	3	19,065	17	17	5.9
NG Beightler Armory	Army Guard	Columbus	5	169,107	5	169,107	51	51	45.7
NG Bowling Green	Army Guard	Bowling Green	1	84,505	1	84,505	17	17	22.8
NG Cleveland	Army Guard	Brook Park	4	39,772	4	39,772	5	5	11.6
NG Cleveland Green Road	Army Guard	Cleveland	4	59,823	4	59,823	14	14	15.3
NG Coshocton	Army Guard	Coshocton	2	25,150	2	25,150	0	20	7.4
NG Green	Army Guard	Green	11	238,142	11	238,142	77	77	89.9
NG Greenville	Army Guard	Greenville	5	21,967	5	21,967	12	12	5.4
NG Hamilton	Army Guard	Hamilton	3	54,610	3	54,610	10	10	14.5
NG Kettering	Army Guard	Dayton	3	48,401	3	48,401	10	10	12.8
NG Marysville TACC	Army Guard	Marysville	2	49,780	2	49,780	16	16	13.7
NG Medina	Army Guard	Medina	2	50,465	2	50,465	16	16	13.8
NG Middletown	Army Guard	Middletown	3	33,833	3	33,833	5	5	8.0

* All Locations that do not meet criteria of at least five (5) Acres AND at least \$5M PRV.

**State/Territories Army National Guard
Base Structure Report - As of 30 Sept 2016**

SITE	COMPONENT	NAME NEAREST CITY	BUILDINGS				STATE OWNED ACRES	TOTAL ACRES	PRV (\$M)
			STATE OWNED		TOTAL				
			COUNT	SQFT	COUNT	SQFT			
NG Newark	Army Guard	Newark	11	169,068	11	169,068	23	23	39.9
NG Norwalk	Army Guard	Norwalk	5	17,546	5	17,546	10	10	5.3
NG Stow	Army Guard	Stow	2	51,568	2	51,568	15	15	14.9
NG Walbridge	Army Guard	Walbridge	2	55,273	2	55,273	16	16	15.7
NG Woodlawn	Army Guard	Cincinnati	4	122,575	4	122,575	17	17	32.2
NG Youngstown (Austin Town)	Army Guard	Youngstown	2	35,529	2	35,529	15	15	10.0
* OTHER SITE(S) : 19			46	328,301	51	332,137	165	166	89.1
Ohio Total:			435	2,459,911	440	2,463,747	1,052	1,175	783.6
Oklahoma									
Broken Arrow MD	Army Guard	Broken Arrow	7	262,341	7	262,341	40	40	75.5
Muskogee MD	Army Guard	Muskogee	3	92,087	3	92,087	59	59	26.6
NG Ada Readiness Center	Army Guard	Ada	2	30,005	2	30,005	12	12	7.1
NG Altus Readiness Center	Army Guard	Altus	2	22,775	2	22,775	6	6	5.9
NG Ardmore Readiness Center	Army Guard	Ardmore	6	36,578	6	36,578	8	8	9.5
NG Broken Arrow Readiness Center	Army Guard	Broken Arrow	1	24,012	1	24,012	10	10	6.0
NG Chandler Readiness Center	Army Guard	Chandler	2	20,558	2	20,558	6	6	5.2
NG Durant Readiness Center	Army Guard	Durant	3	25,161	3	25,161	10	10	6.8
NG Edmond Readiness Center	Army Guard	Edmond	1	25,498	1	25,498	10	10	6.7
NG Lexington AASF 1	Army Guard	Lexington	11	82,856	11	82,856	308	308	50.5
NG Midwest City Readiness Center	Army Guard	Oklahoma City	1	21,463	1	21,463	10	10	6.1
NG Norman CSMS	Army Guard	Norman	2	94,860	2	94,860	101	101	29.8
NG Oklahoma Military Department	Army Guard	Oklahoma City	15	206,986	15	206,986	91	91	53.2
NG Okmulgee Readiness Center	Army Guard	Okmulgee	6	27,964	6	27,964	0	10	7.6
NG Sand Springs MD	Army Guard	Tulsa	5	114,991	5	114,991	15	15	29.5
NG Tulsa AASF 2	Army Guard	Tulsa	4	52,167	4	52,167	0	33	28.3
NG Tulsa Mingo Valley Readiness Center	Army Guard	Tulsa	2	42,012	2	42,012	0	7	10.2
Stillwater	Army Guard	Stillwater	1	25,075	1	25,075	5	5	6.9
Thunderbird Youth Academy	Army Guard	Pryor	54	246,784	54	246,784	617	617	63.1
Westokc MD	Army Guard	Mustang	4	181,632	4	181,632	40	40	48.5
* OTHER SITE(S) : 23			36	472,590	37	475,190	133	175	126.5
Oklahoma Total:			168	2,108,395	169	2,110,995	1,481	1,573	609.5
Oregon									
Christmas Valley Radar Site	Army Guard	Christmas Valley	7	46,960	7	46,960	2,622	2,691	24.9

* All Locations that do not meet criteria of at least five (5) Acres AND at least \$5M PRV.

**State/Territories Army National Guard
Base Structure Report - As of 30 Sept 2016**

SITE	COMPONENT	NAME NEAREST CITY	BUILDINGS				STATE OWNED ACRES	TOTAL ACRES	PRV (\$M)
			STATE OWNED		TOTAL				
			COUNT	SQFT	COUNT	SQFT			
MTA Camp Rilea	Army Guard	Warrenton	115	469,387	115	469,387	1,800	1,801	185.8
NG Albany Armory	Army Guard	Albany	4	22,872	4	22,872	5	5	8.0
NG Anderson Readiness Center	Army Guard	Salem	3	121,560	3	121,560	22	22	40.5
NG Ashland Armory	Army Guard	Ashland	2	27,082	2	27,082	5	5	8.6
NG Bill Healey Armory	Army Guard	Bend	2	40,556	2	40,556	6	6	13.5
NG Camp Withycombe Clackamas	Army Guard	Clackamas	32	622,195	32	622,195	234	234	198.7
NG Central Oregon Readiness Ctr	Army Guard	Prineville	2	32,971	2	32,971	39	39	10.7
NG Coos Bay Armory	Army Guard	Coos Bay	3	26,167	3	26,167	5	5	9.3
NG Grants Pass Armory	Army Guard	Grants Pass	4	19,153	4	19,153	6	6	6.6
NG Hermiston Armory	Army Guard	Hermiston	2	24,106	2	24,106	7	7	8.2
NG JFHQ Owen Summers Bldg	Army Guard	Salem	10	125,447	10	125,447	21	21	43.4
NG Kliever Memorial Armory	Army Guard	Portland	8	94,610	8	94,610	14	18	29.1
NG Lagrande Armory	Army Guard	La Grande	1	42,352	1	42,352	7	7	14.0
NG Lagrande FMS	Army Guard	La Grande	4	35,102	4	35,102	7	7	10.0
NG Lane County MD/Fms	Army Guard	Springfield	5	202,509	5	202,509	22	22	68.7
NG McMinnville Armory	Army Guard	McMinnville	4	28,817	4	28,817	5	5	8.7
NG McNary Field Salem AASF	Army Guard	Salem	8	129,352	8	129,352	78	78	74.2
NG Medford Armory FMS	Army Guard	Medford	3	46,321	3	46,321	6	6	15.8
NG Ontario Readiness Center	Army Guard	Ontario	1	36,600	1	36,600	8	8	12.9
NG Orarng Regional Trng Institute	Army Guard	Monmouth	2	71,700	2	71,700	5	5	24.4
NG Pendleton Armory	Army Guard	Pendleton	9	89,712	9	89,712	24	24	40.2
NG Richard A Miller Armory	Army Guard	Forest Grove	4	44,801	4	44,801	6	6	14.9
NG Roseburg Armory	Army Guard	Roseburg	5	21,604	5	21,604	5	5	7.2
NG Salem Armory	Army Guard	Salem	3	55,621	3	55,621	5	5	15.9
NG The Dalles Readiness Center	Army Guard	The Dalles	2	62,912	2	62,912	7	8	22.4
Polk County Readiness Center	Army Guard	Dallas	3	40,124	3	40,124	15	15	16.6
* OTHER SITE(S) : 33			45	334,150	51	340,576	102	19,379	108.1
Oregon Total:			293	2,914,743	299	2,921,169	5,090	24,441	1,041.2

Pennsylvania

Coatesville RC	Army Guard	Coatesville	2	30,714	2	30,714	12	12	10.9
Fort Indiantown Gap Area 0	Army Guard	Annville	1	77,635	1	77,635	10	10	20.8
Graterford FMS	Army Guard	Graterford	2	26,065	2	26,065	53	53	12.7
Huntingdon Readiness Center	Army Guard	Huntingdon	1	28,298	1	28,298	12	12	10.1
NG Beaver Falls	Army Guard	Beaver Falls	2	30,627	2	30,627	10	10	10.1

* All Locations that do not meet criteria of at least five (5) Acres AND at least \$5M PRV.

**State/Territories Army National Guard
Base Structure Report - As of 30 Sept 2016**

SITE	COMPONENT	NAME NEAREST CITY	BUILDINGS				STATE OWNED ACRES	TOTAL ACRES	PRV (\$M)
			STATE OWNED		TOTAL				
			COUNT	SQFT	COUNT	SQFT			
NG Butler	Army Guard	Butler	2	39,917	2	39,917	10	10	13.4
NG Cambridge Springs	Army Guard	Cambridge Springs	4	94,093	4	94,093	100	100	31.8
NG Carbondale, Clidco Drive	Army Guard	Carbondale	4	24,295	4	24,295	12	12	8.5
NG Carlisle	Army Guard	Carlisle	7	87,863	7	87,863	41	41	27.7
NG Clearfield	Army Guard	Clearfield	2	31,928	2	31,928	27	27	10.7
NG Connellsville, Petersburg Rd	Army Guard	Connellsville	1	23,112	1	23,112	15	15	8.3
NG Easton - proposed	Army Guard	Easton	3	62,148	3	62,148	22	22	23.1
NG Elizabethtown Readiness Center	Army Guard	Elizabethtown	4	88,187	4	88,187	36	36	33.9
NG Ford City Readiness Center	Army Guard	Ford City	1	24,514	1	24,514	10	10	8.5
NG Fort Indiantown Gap Area 17	Army Guard	Annville	7	19,955	7	19,955	108	108	8.6
NG Greensburg Hempfield Township	Army Guard	Greensburg	3	25,807	3	25,807	10	10	7.4
NG Harrisburg	Army Guard	Harrisburg	14	147,061	14	147,061	32	32	43.4
NG Hazleton	Army Guard	Hazleton	1	23,495	1	23,495	5	5	7.9
NG Hershey	Army Guard	Hershey	2	25,632	2	25,632	16	16	7.3
NG Hollidaysburg	Army Guard	Duncansville	2	56,853	2	56,853	21	21	19.2
NG Honesdale	Army Guard	Honesdale	2	32,966	2	32,966	10	10	12.1
NG Indiana	Army Guard	Indiana	2	21,656	2	21,656	14	14	7.1
NG Johnstown Airport	Army Guard	Johnstown	3	54,354	3	54,354	8	8	17.1
NG Johnstown FMS 33	Army Guard	Johnstown	1	23,558	1	23,558	10	10	10.3
NG Johnstown Walters	Army Guard	Johnstown	3	43,131	3	43,131	15	15	12.9
NG Kutztown	Army Guard	Kutztown	1	32,489	1	32,489	7	7	10.8
NG Latrobe/Torrance	Army Guard	Latrobe	2	31,373	2	31,373	14	14	9.7
NG Lebanon	Army Guard	Lebanon	1	37,616	1	37,616	10	10	11.6
NG Lehighton	Army Guard	Lehighton	6	27,101	6	27,101	5	5	8.8
NG Lewisburg	Army Guard	Lewisburg	3	34,346	3	34,346	15	15	11.1
NG Lewistown	Army Guard	Lewistown	3	48,501	3	48,501	23	23	16.3
NG Lock Haven	Army Guard	Lock Haven	5	48,990	5	48,990	28	28	15.3
NG Mansfield/Wellsboro	Army Guard	Wellsboro	1	25,499	1	25,499	12	12	7.8
NG Mckean Co Readiness Center	Army Guard	Lewis Run	2	30,130	2	30,130	23	23	10.1
NG Mount Pleasant	Army Guard	Mount Pleasant	2	38,956	2	38,956	11	11	13.8
NG New Castle	Army Guard	New Castle	4	39,814	4	39,814	7	7	12.5
NG New Milford	Army Guard	New Milford	1	25,614	1	25,614	19	19	8.2
NG Philadelphia Southampton	Army Guard	Philadelphia	5	168,292	5	168,292	21	21	58.9
NG Phoenixville	Army Guard	Phoenixville	6	29,265	6	29,265	11	11	9.4
NG Pittsburgh Crane Armory	Army Guard	Pittsburgh	3	39,266	3	39,266	10	10	12.5

* All Locations that do not meet criteria of at least five (5) Acres AND at least \$5M PRV.

**State/Territories Army National Guard
Base Structure Report - As of 30 Sept 2016**

SITE	COMPONENT	NAME NEAREST CITY	BUILDINGS				STATE OWNED ACRES	TOTAL ACRES	PRV (\$M)
			STATE OWNED		TOTAL				
			COUNT	SQFT	COUNT	SQFT			
NG Plymouth	Army Guard	Plymouth	4	20,209	4	20,209	12	12	6.0
NG Plymouth Meeting	Army Guard	Plymouth Meeting	3	46,228	3	46,228	20	20	13.5
NG Punxsutawney	Army Guard	Punxsutawney	4	29,910	4	29,910	19	19	9.9
NG Reading	Army Guard	Reading	2	33,112	2	33,112	17	17	11.8
NG Scranton/Taylor NE Reg Mnt Ctr	Army Guard	Taylor	3	25,606	3	25,606	10	10	11.5
NG Sharon/Hermitage	Army Guard	Hermitage	1	18,532	1	18,532	8	8	5.6
NG Somerset Friedens	Army Guard	Friedens	2	21,400	2	21,400	29	29	7.9
NG Spring City Readiness Center	Army Guard	Spring City	2	48,234	2	48,234	50	50	14.9
NG Sunbury	Army Guard	Sunbury	2	19,066	2	19,066	10	10	6.2
NG Tamaqua	Army Guard	Tamaqua	2	19,259	2	19,259	5	5	6.1
NG Washington	Army Guard	Washington	1	45,415	1	45,415	11	11	14.1
NG Wilkes Barre/ Kingston	Army Guard	Kingston	4	102,501	4	102,501	13	13	32.5
NG Williamsport	Army Guard	Williamsport	6	100,485	6	100,485	16	16	35.4
NG Williamstown	Army Guard	Williamstown	1	19,137	1	19,137	6	6	5.9
South Mountain Readiness Center	Army Guard	Fayetteville	1	31,637	1	31,637	30	30	10.0
State Quarters	Army Guard	Annville	34	34,853	34	34,853	88	88	6.8
Waynesburg Readiness Center	Army Guard	Waynesburg	2	37,603	2	37,603	18	18	11.0
* OTHER SITE(S) : 30			47	562,327	53	599,406	479	480	193.7
Pennsylvania Total:			242	3,016,630	248	3,053,709	1,674	1,675	1,003.6
Rhode Island									
NG Armory of Mounted Commands	Army Guard	Providence	2	169,273	2	169,273	6	6	46.8
NG Bristol	Army Guard	Bristol	2	27,537	2	27,537	5	5	8.5
NG Middletown Armory	Army Guard	Middletown	1	18,620	1	18,620	6	6	6.7
NG Quonset Point	Army Guard	North Kingstown	5	162,035	5	162,035	8	76	81.4
NG TS Camp Varnum	Army Guard	Narragansett	26	43,070	26	43,070	34	35	17.2
* OTHER SITE(S) : 8			10	91,266	10	91,266	148	148	34.1
Rhode Island Total:			46	511,801	46	511,801	207	276	194.7
South Carolina									
Charleston Readiness Center	Army Guard	Charleston	3	110,165	3	110,165	0	8	21.3
NG Abbeville Armory	Army Guard	Abbeville	3	22,118	3	22,118	8	8	5.4
NG Anderson Lease Facility	Army Guard	Anderson	2	83,388	2	83,388	12	12	18.9
NG Batesburg Armory	Army Guard	Batesburg	5	21,029	5	21,029	5	5	5.4
NG Camden Armory	Army Guard	Camden	4	33,389	4	33,389	10	10	7.9

* All Locations that do not meet criteria of at least five (5) Acres AND at least \$5M PRV.

**State/Territories Army National Guard
Base Structure Report - As of 30 Sept 2016**

SITE	COMPONENT	NAME NEAREST CITY	BUILDINGS				STATE OWNED ACRES	TOTAL ACRES	PRV (\$M)
			STATE OWNED		TOTAL				
			COUNT	SQFT	COUNT	SQFT			
NG Clinton Armory	Army Guard	Clinton	3	24,137	3	24,137	10	10	5.7
NG Columbia Armory	Army Guard	Columbia	21	267,700	21	267,700	25	25	55.4
NG Columbia TAG	Army Guard	Columbia	2	51,604	2	51,604	6	6	12.5
NG Darlington Armory	Army Guard	Darlington	2	22,894	2	22,894	12	12	5.6
NG Easley Armory	Army Guard	Easley	2	27,218	2	27,218	7	7	5.9
NG Eastover Armory	Army Guard	Eastover	4	24,679	4	24,679	10	10	5.9
NG Edgefield Armory & OMS 6	Army Guard	Edgefield	14	40,109	14	40,109	10	10	10.5
NG Florence Armory & OMS 12	Army Guard	Florence	9	31,432	9	31,432	9	9	8.0
NG Fountain Inn Armory	Army Guard	Fountain Inn	5	37,478	5	37,478	38	38	8.7
NG Gaffney Armory	Army Guard	Gaffney	2	24,091	2	24,091	10	10	5.8
NG Georgetown Armory	Army Guard	Georgetown	2	24,884	2	24,884	10	10	5.8
NG Graniteville Armory	Army Guard	Graniteville	6	28,188	6	28,188	10	10	6.2
NG Greenville Armory & OMS 2	Army Guard	Greenville	6	33,910	6	33,910	8	8	8.7
NG Greenwood Armory & OMS 4	Army Guard	Greenwood	9	35,308	9	35,308	11	11	8.4
NG Greer Armory	Army Guard	Greer	8	38,926	8	38,926	10	10	9.7
NG Hartsville Armory and OMS 11	Army Guard	Hartsville	7	32,165	7	32,165	10	10	8.5
NG Hemingway Armory & OMS 16	Army Guard	Hemingway	7	21,453	7	21,453	5	5	6.0
NG Hodges Armory	Army Guard	Hodges	6	38,383	6	38,383	48	48	9.0
NG Kingstree Armory	Army Guard	Kingstree	3	17,528	3	17,528	9	9	5.2
NG Lancaster Armory	Army Guard	Lancaster	6	29,340	6	29,340	12	12	7.3
NG Laurens Armory	Army Guard	Laurens	6	26,687	6	26,687	10	10	5.7
NG Manning Armory	Army Guard	Manning	3	30,586	3	30,586	10	10	6.9
NG Moncks Corner Armory	Army Guard	Moncks Corner	2	17,793	2	17,793	10	10	5.1
NG Mt Pleasant Armory	Army Guard	Mt Pleasant	4	31,316	4	31,316	6	6	7.9
NG Mullins Armory & OMS 15	Army Guard	Mullins	6	38,844	6	38,844	10	10	9.3
NG Newberry Armory	Army Guard	Newberry	5	41,438	5	41,438	11	11	9.9
NG North Charleston Armory	Army Guard	North Charleston	5	41,642	5	41,642	15	15	10.8
NG Orangeburg Armory	Army Guard	Orangeburg	4	39,395	4	39,395	10	10	9.4
NG Pickens Armory and TS	Army Guard	Pickens	5	36,786	5	36,786	33	33	7.3
NG Pine Ridge Armory	Army Guard	West Columbia	4	59,646	4	59,646	48	48	13.8
NG Rock Hill Armory and OMS 5	Army Guard	Rock Hill	9	37,251	9	37,251	12	12	9.3
NG Saluda Armory and OMS 6A	Army Guard	Saluda	8	28,288	8	28,288	7	7	6.7
NG Spartanburg Readiness Center	Army Guard	Spartanburg	3	61,674	3	61,674	12	12	15.8
NG Summerville	Army Guard	Summerville	3	20,337	3	20,337	15	15	5.5
NG Sumter Armory	Army Guard	Shaw AFB	5	24,527	5	24,527	7	7	6.0

* All Locations that do not meet criteria of at least five (5) Acres AND at least \$5M PRV.

**State/Territories Army National Guard
Base Structure Report - As of 30 Sept 2016**

SITE	COMPONENT	NAME NEAREST CITY	BUILDINGS				STATE OWNED ACRES	TOTAL ACRES	PRV (\$M)
			STATE OWNED		TOTAL				
			COUNT	SQFT	COUNT	SQFT			
NG Union Armory and OMS 8	Army Guard	Union	8	30,949	8	30,949	10	10	8.2
NG Varnville Armory and OMS 14	Army Guard	Varnville	12	39,077	12	39,077	24	24	10.0
NG W Columbia Armory	Army Guard	West Columbia	4	25,239	4	25,239	14	14	6.1
NG Walterboro Armory	Army Guard	Walterboro	4	28,898	4	28,898	17	17	6.5
* OTHER SITE(S) : 29			39	306,024	47	395,022	95	129	98.3
South Carolina Total:			280	2,087,913	288	2,176,911	679	721	516.2
South Dakota									
Camp Rapid	Army Guard	Rapid City	36	483,778	36	483,778	84	84	136.8
NG Brookings Armory/OMS 8	Army Guard	Brookings	3	40,289	3	40,289	10	10	10.5
NG Joe Foss Field	Army Guard	Sioux Falls	1	47,532	1	47,532	6	6	15.6
NG Madison Armory	Army Guard	Madison	3	27,262	3	27,262	0	10	6.3
NG Mitchell TS	Army Guard	Mitchell	6	158,345	6	158,345	0	70	44.4
NG Mobridge Readiness Center	Army Guard	Mobridge	3	20,024	3	20,024	20	20	6.1
NG Pierre	Army Guard	Pierre	4	35,466	4	35,466	0	6	7.4
NG Range Road Armory	Army Guard	Rapid City	3	34,351	3	34,351	14	14	8.7
NG Rapid City AASF/Armory	Army Guard	Rapid City	4	109,357	4	109,357	1	33	40.8
NG Rapid City CSMS	Army Guard	Rapid City	2	29,290	2	29,290	0	29	9.9
NG Sioux Falls UTES	Army Guard	Sioux Falls	4	56,471	4	56,471	76	292	14.2
NG Wagner	Army Guard	Wagner	3	24,186	3	24,186	0	10	6.7
NG West Camp	Army Guard	Rapid City	15	7,761	15	7,761	770	770	10.3
NG Yankton	Army Guard	Yankton	5	23,896	5	23,896	20	40	5.3
Watertown Complex	Army Guard	Watertown	3	101,598	3	101,598	79	79	28.8
* OTHER SITE(S) : 34			37	281,003	40	284,577	306	365	66.6
South Dakota Total:			132	1,480,609	135	1,484,183	1,386	1,837	418.6
Tennessee									
NG Ashland City	Army Guard	Ashland City	2	26,482	2	26,482	12	12	6.7
NG Athens	Army Guard	Athens	5	39,327	5	39,327	20	20	10.7
NG Bolivar	Army Guard	Bolivar	2	24,276	2	24,276	14	14	6.0
NG Bristol	Army Guard	Bristol	4	26,684	4	26,684	7	7	6.8
NG Brownsville	Army Guard	Brownsville	1	21,995	1	21,995	18	18	5.7
NG Camden	Army Guard	Camden	2	25,097	2	25,097	7	7	7.7
NG Centerville	Army Guard	Centerville	3	27,223	3	27,223	21	21	6.4
NG Chattanooga	Army Guard	Chattanooga	17	135,674	17	135,674	16	16	31.1

* All Locations that do not meet criteria of at least five (5) Acres AND at least \$5M PRV.

**State/Territories Army National Guard
Base Structure Report - As of 30 Sept 2016**

SITE	COMPONENT	NAME NEAREST CITY	BUILDINGS				STATE OWNED ACRES	TOTAL ACRES	PRV (\$M)
			STATE OWNED		TOTAL				
			COUNT	SQFT	COUNT	SQFT			
NG Cleveland	Army Guard	Cleveland	2	22,696	2	22,696	10	10	6.1
NG Clinton	Army Guard	Clinton	2	28,436	2	28,436	14	14	6.7
NG Columbia	Army Guard	Columbia	3	43,765	3	43,765	20	20	11.1
NG Cookeville	Army Guard	Cookeville	5	33,677	5	33,677	12	12	9.2
NG Covington	Army Guard	Covington	1	24,020	1	24,020	20	20	5.6
NG Dresden	Army Guard	Dresden	2	27,051	2	27,051	19	19	7.0
NG Dunlap	Army Guard	Dunlap	2	22,697	2	22,697	10	10	6.3
NG Dyersburg	Army Guard	Dyersburg	1	26,443	1	26,443	10	10	6.3
NG Elizabethton	Army Guard	Elizabethton	3	25,835	3	25,835	15	15	6.5
NG Erwin	Army Guard	Erwin	2	25,779	2	25,779	10	10	6.6
NG Gordonsville	Army Guard	Gordonsville	3	26,572	3	26,572	15	15	6.6
NG Henderson	Army Guard	Henderson	7	66,347	7	66,347	12	12	15.7
NG Humboldt	Army Guard	Humboldt	2	36,192	2	36,192	22	22	9.0
NG Huntingdon	Army Guard	Huntingdon	1	27,386	1	27,386	9	9	6.5
NG Jacksboro	Army Guard	Jacksboro	2	27,795	2	27,795	10	10	6.7
NG Jackson	Army Guard	Jackson	5	77,620	5	77,620	22	22	18.0
NG Jackson Airport Armory	Army Guard	Jackson	5	57,417	5	57,417	60	60	22.4
NG Jamestown	Army Guard	Jamestown	3	24,896	3	24,896	16	16	6.2
NG Johnson City Gray	Army Guard	Gray	10	132,026	11	132,551	103	103	33.5
NG Knoxville Concord St	Army Guard	Knoxville	17	112,478	17	112,478	17	17	28.7
NG Knoxville Sutherland	Army Guard	Knoxville	7	72,757	7	72,757	6	6	17.9
NG Lawrenceburg	Army Guard	Lawrenceburg	3	33,690	3	33,690	16	16	8.0
NG Lebanon	Army Guard	Lebanon	3	26,524	3	26,524	14	14	7.3
NG Lenoir City	Army Guard	Lenoir City	2	28,009	2	28,009	14	14	7.3
NG Lewisburg	Army Guard	Lewisburg	4	32,577	4	32,577	14	14	6.3
NG Lexington	Army Guard	Lexington	2	21,141	2	21,141	21	21	5.1
NG Livingston	Army Guard	Livingston	1	24,938	1	24,938	23	23	6.0
NG Lobelville	Army Guard	Lobelville	2	24,932	2	24,932	14	14	5.8
NG Maryville	Army Guard	Maryville	2	21,354	2	21,354	14	14	5.2
NG McKenzie	Army Guard	McKenzie	2	22,388	2	22,388	15	15	5.9
NG Memphis	Army Guard	Memphis	4	58,396	4	58,396	30	176	13.9
NG Monteagle	Army Guard	Monteagle	2	23,450	2	23,450	15	15	5.3
NG Morristown	Army Guard	Russellville	4	19,812	4	19,812	15	15	5.6
NG Murfreesboro	Army Guard	Murfreesboro	1	23,888	1	23,888	10	10	5.7
NG Nashville	Army Guard	Nashville	23	451,831	23	451,831	73	73	110.5

* All Locations that do not meet criteria of at least five (5) Acres AND at least \$5M PRV.

**State/Territories Army National Guard
Base Structure Report - As of 30 Sept 2016**

SITE	COMPONENT	NAME NEAREST CITY	BUILDINGS				STATE OWNED ACRES	TOTAL ACRES	PRV (\$M)
			STATE OWNED		TOTAL				
			COUNT	SQFT	COUNT	SQFT			
NG New Tazewell	Army Guard	New Tazewell	3	22,812	3	22,812	10	10	5.9
NG Newport	Army Guard	Newport	3	22,620	3	22,620	14	14	6.1
NG Oneida	Army Guard	Oneida	1	21,879	1	21,879	15	15	5.2
NG Paris	Army Guard	Paris	2	25,618	2	25,618	23	23	6.9
NG Pulaski	Army Guard	Pulaski	2	20,277	2	20,277	14	14	5.3
NG Ripley	Army Guard	Ripley	2	19,458	2	19,458	10	10	5.1
NG Rogersville	Army Guard	Rogersville	2	26,846	2	26,846	11	11	6.8
NG Sevierville	Army Guard	Pigeon Forge	2	24,817	2	24,817	10	10	6.3
NG Shelbyville	Army Guard	Shelbyville	3	29,616	3	29,616	20	20	6.4
NG Sparta	Army Guard	Sparta	2	21,572	2	21,572	10	10	5.4
NG Springfield Readiness Center	Army Guard	Springfield	2	23,924	2	23,924	11	11	6.0
NG Sweetwater	Army Guard	Sweetwater	2	20,544	2	20,544	10	10	5.5
NG Tennessee Ridge	Army Guard	Tennessee Ridge	2	21,985	2	21,985	10	10	5.5
NG Trenton	Army Guard	Trenton	2	38,924	2	38,924	20	20	10.2
NG Tullahoma	Army Guard	Tullahoma	5	25,186	5	25,186	6	6	6.7
NG Union City	Army Guard	Union City	4	46,097	4	46,097	14	14	11.8
NG Waverly	Army Guard	Waverly	3	23,169	3	23,169	14	14	5.9
NG Winchester	Army Guard	Winchester	7	33,720	7	33,720	22	22	8.9
* OTHER SITE(S) : 21			36	350,482	36	350,482	254	254	83.4
Tennessee Total:			261	2,901,119	262	2,901,644	1,331	1,477	725.4

Texas

Camp Maxey	Army Guard	Powderly	36	88,057	36	88,057	6,424	6,424	64.7
NG Angleton	Army Guard	Angleton	1	25,685	1	25,685	12	12	6.4
NG Bergstrom - (Abia)	Army Guard	Austin	13	433,017	13	433,017	0	60	135.8
NG Bryan	Army Guard	Bryan	5	39,727	5	39,727	14	14	9.8
NG Camp Bowie (State)	Army Guard	Brownwood	44	161,836	44	161,836	6,539	6,539	71.6
NG Camp Mabry	Army Guard	Austin	74	985,407	74	985,407	376	376	222.4
NG Corpus Christi	Army Guard	Corpus Christi	4	67,606	4	67,606	9	9	17.9
NG Dallas - California Crossing	Army Guard	Dallas	6	65,424	6	65,424	0	9	15.0
NG Dallas - Red Bird	Army Guard	Dallas	6	65,626	6	65,626	0	10	14.5
NG El Campo	Army Guard	El Campo	7	23,793	7	23,793	20	20	5.8
NG El Paso	Army Guard	El Paso	7	65,162	7	65,162	20	20	15.6
NG Fort Worth - Cobb Park	Army Guard	Fort Worth	5	37,727	5	37,727	0	12	8.8
NG Fort Worth - Shoreview	Army Guard	Fort Worth	12	115,678	12	115,678	0	83	25.9

* All Locations that do not meet criteria of at least five (5) Acres AND at least \$5M PRV.

**State/Territories Army National Guard
Base Structure Report - As of 30 Sept 2016**

SITE	COMPONENT	NAME NEAREST CITY	BUILDINGS				STATE OWNED ACRES	TOTAL ACRES	PRV (\$M)
			STATE OWNED		TOTAL				
			COUNT	SQFT	COUNT	SQFT			
NG Grand Prairie (DNAS)	Army Guard	Grand Prairie	18	121,105	20	219,216	0	145	64.7
NG Greenville	Army Guard	Greenville	1	24,810	1	24,810	15	15	5.7
NG Kilgore	Army Guard	Kilgore	3	25,716	3	25,716	10	10	5.9
NG Killeen	Army Guard	Killeen	2	25,444	2	25,444	0	5	6.2
NG Lubbock	Army Guard	Lubbock	6	148,440	6	148,440	0	25	33.7
NG Marshall	Army Guard	Marshall	5	28,334	5	28,334	0	13	6.3
NG Martindale - AASF	Army Guard	San Antonio	16	106,942	16	106,942	219	219	48.9
NG New Braunfels	Army Guard	New Braunfels	6	27,652	6	27,652	7	7	6.8
NG San Angelo - US 67	Army Guard	San Angelo	2	29,795	2	29,795	10	10	7.7
NG Waco	Army Guard	Waco	4	78,536	4	78,536	5	5	18.6
NG Weslaco	Army Guard	Weslaco	2	85,231	2	85,231	20	20	19.0
NG Wichita Falls	Army Guard	Wichita Falls	4	24,610	4	24,610	0	9	6.9
NG Wylie	Army Guard	Wylie	3	54,174	3	54,174	11	11	13.6
Northwest Houston	Army Guard	Houston	4	174,155	4	174,155	18	18	43.6
SHEFFIELD - CHALLENGE	Army Guard	Sheffield	0	0	6	50,642	0	24	9.2
* OTHER SITE(S) : 40			57	480,860	70	539,156	1,377	1,406	122.8
Texas Total:			353	3,610,549	374	3,817,598	15,106	15,531	1,033.8
Utah									
NG Blanding Armory	Army Guard	Blanding	2	19,329	2	19,329	28	28	6.1
NG Brigham City Armory	Army Guard	Brigham City	3	14,781	3	14,781	6	6	5.1
NG Cedar City Armory/FMS 5	Army Guard	Cedar City	4	23,245	4	23,245	7	7	8.5
NG Draper Complex	Army Guard	Draper	14	380,965	14	380,965	42	42	114.6
NG E.J. Garn Armory/FMS	Army Guard	West Jordan	6	106,420	6	106,420	20	20	37.4
NG E.J. Garn Aviation Complex	Army Guard	West Jordan	10	151,734	10	151,734	0	40	67.2
NG Logan Armory/FMS 1A	Army Guard	Logan	2	27,418	2	27,418	5	5	15.8
NG Mount Pleasant Armory	Army Guard	Mount Pleasant	4	26,211	4	26,211	6	6	8.8
NG New SLC Readiness Center	Army Guard	Salt Lake City	3	62,266	3	62,266	23	23	19.1
NG Ogden Armory/FMS 1	Army Guard	Ogden	6	57,576	6	57,576	15	15	18.9
NG Orem Armory	Army Guard	Orem	2	78,748	2	78,748	0	6	22.9
NG Richfield Armory/FMS 5A	Army Guard	Richfield	4	27,438	4	27,438	5	5	8.9
NG Utah County South Armory/FMS 9	Army Guard	Spanish Fork	8	78,073	8	78,073	20	20	30.0
* OTHER SITE(S) : 28			35	217,473	43	253,933	69	1,469	85.2
Utah Total:			103	1,271,677	111	1,308,137	246	1,692	448.6

* All Locations that do not meet criteria of at least five (5) Acres AND at least \$5M PRV.

**State/Territories Army National Guard
Base Structure Report - As of 30 Sept 2016**

SITE	COMPONENT	NAME NEAREST CITY	BUILDINGS				STATE OWNED ACRES	TOTAL ACRES	PRV (\$M)
			STATE OWNED		TOTAL				
			COUNT	SQFT	COUNT	SQFT			
Vermont									
NG Campbell Armory	Army Guard	Montpelier	2	34,822	2	34,822	8	8	9.7
NG TS Camp Johnson	Army Guard	Colchester	37	207,016	37	207,016	733	733	70.0
NG Westminster TS	Army Guard	Westminster	8	48,839	8	48,839	52	52	14.6
North Hyde Park	Army Guard	North Hyde Park	1	12,800	1	12,800	39	39	5.5
* OTHER SITE(S) : 21			28	254,506	32	258,657	48	48	75.7
Vermont Total:			76	557,983	80	562,134	879	879	175.4
Virginia									
NG Blackstone	Army Guard	Blackstone	3	31,710	3	31,710	7	7	7.7
NG Cedar Bluff	Army Guard	Cedar Bluff	3	29,419	3	29,419	10	10	7.4
NG Charlottesville	Army Guard	Charlottesville	2	28,661	2	28,661	10	10	7.0
NG Clifton Forge	Army Guard	Clifton Forge	2	22,438	2	22,438	10	10	5.4
NG Danville	Army Guard	Danville	4	53,272	4	53,272	15	15	13.1
NG Emporia	Army Guard	Emporia	4	33,296	4	33,296	8	8	7.7
NG Fredericksburg	Army Guard	Fredericksburg	2	58,041	2	58,041	7	7	16.9
NG Gate City	Army Guard	Gate City	3	47,804	3	47,804	5	5	11.4
NG Lynchburg	Army Guard	Lynchburg	4	37,779	4	37,779	28	28	9.2
NG Manassas	Army Guard	Manassas	1	34,400	1	34,400	6	6	7.7
NG Martinsville	Army Guard	Martinsville	3	24,140	3	24,140	8	8	5.8
NG Norfolk	Army Guard	Norfolk	3	67,127	3	67,127	19	19	16.1
NG Onancock	Army Guard	Onancock	3	18,825	3	18,825	8	8	5.1
NG Petersburg	Army Guard	Petersburg	3	36,133	3	36,133	10	10	8.2
NG Portsmouth	Army Guard	Portsmouth	4	33,237	4	33,237	10	10	9.3
NG Powhatan	Army Guard	Powhatan	2	32,344	2	32,344	10	10	7.6
NG Staunton	Army Guard	Staunton	1	45,560	1	45,560	5	5	10.5
NG Suffolk	Army Guard	Suffolk	2	19,088	2	19,088	7	7	5.0
NG Waller Depot	Army Guard	Richmond	7	52,790	7	52,790	6	6	12.4
NG Warrenton	Army Guard	Warrenton	1	21,453	1	21,453	5	5	5.0
NG West Point Armory	Army Guard	West Point	2	27,008	2	27,008	5	5	5.4
NG Winchester	Army Guard	Winchester	4	64,529	4	64,529	0	10	14.6
NG Woodstock Armory	Army Guard	Woodstock	2	30,076	2	30,076	7	7	5.9
Roanoke	Army Guard	Troutville	21	62,774	21	62,774	71	71	16.1
* OTHER SITE(S) : 25			34	300,231	42	344,812	74	84	82.6

* All Locations that do not meet criteria of at least five (5) Acres AND at least \$5M PRV.

**State/Territories Army National Guard
Base Structure Report - As of 30 Sept 2016**

SITE	COMPONENT	NAME NEAREST CITY	BUILDINGS				STATE OWNED ACRES	TOTAL ACRES	PRV (\$M)
			STATE OWNED		TOTAL				
			COUNT	SQFT	COUNT	SQFT			
Virginia Total:			120	1,212,135	128	1,256,716	351	371	303.0
Washington									
NG Bremerton	Army Guard	Bremerton	7	87,912	7	87,912	81	81	29.9
NG Buckley	Army Guard	Buckley	1	27,092	1	27,092	10	10	8.8
NG Camp Murray	Army Guard	Lakewood	73	480,824	74	483,624	231	234	174.9
NG Centralia	Army Guard	Centralia	5	37,288	5	37,288	8	8	10.6
NG Ephrata	Army Guard	Ephrata	7	24,390	7	24,390	13	13	8.5
NG Grandview	Army Guard	Grandview	2	26,475	2	26,475	11	11	8.4
NG Montesano	Army Guard	Montesano	6	36,298	6	36,298	14	14	12.0
NG Moses Lake	Army Guard	Moses Lake	2	32,795	2	32,795	10	10	10.2
NG Port Orchard	Army Guard	Port Orchard	4	27,805	4	27,805	9	9	8.6
NG Seattle Pier 91	Army Guard	Seattle	9	92,214	9	92,214	25	25	29.5
NG Wenatchee	Army Guard	Wenatchee	4	15,903	4	15,903	5	5	5.1
NG Yakima Airport	Army Guard	Yakima	2	66,038	2	66,038	10	10	19.8
* OTHER SITE(S) : 23			27	230,910	36	251,928	33	36	71.9
Washington Total:			149	1,185,944	159	1,209,762	460	467	398.3
West Virginia									
Buckhannon Brushy Fork	Army Guard	Buckhannon	2	38,466	2	38,466	22	22	13.0
CTC Camp Dawson-Kingwood	Army Guard	Kingwood	83	754,338	83	754,338	2,289	4,389	282.3
Elkins MD	Army Guard	Elkins	3	57,148	3	57,148	111	111	21.4
Fairmont MD	Army Guard	Fairmont	2	60,829	2	60,829	35	35	21.8
Jackson County	Army Guard	Millwood	5	81,494	5	81,494	312	312	27.8
Logan Readiness Center	Army Guard	Logan	2	50,289	2	50,289	19	19	22.5
Moorefield Readiness Center	Army Guard	Moorefield	1	57,600	1	57,600	33	33	20.6
Morgantown Readiness Center	Army Guard	Morgantown	2	59,672	2	59,672	47	47	20.9
NG Bluefield	Army Guard	Bluefield	4	41,710	4	41,710	28	28	14.1
NG Buckhannon	Army Guard	Buckhannon	12	48,347	12	48,347	18	18	15.7
NG Charleston	Army Guard	Charleston	9	156,580	9	156,580	55	55	76.3
NG Clarksburg	Army Guard	Clarksburg	2	41,485	2	41,485	15	15	12.3
NG FWAATS-Bridgeport	Army Guard	Bridgeport	1	35,568	2	47,618	0	25	18.6
NG Gassaway	Army Guard	Gassaway	3	35,019	3	35,019	6	6	10.1
NG Glen Jean MD Complex	Army Guard	Glen Jean	4	111,628	5	138,499	35	35	45.8
NG Huntington Barbour	Army Guard	Huntington	3	24,088	3	24,088	8	8	7.7
NG Huntington Tri-State	Army Guard	Kenova	7	96,424	7	96,424	0	41	27.2

* All Locations that do not meet criteria of at least five (5) Acres AND at least \$5M PRV.

**State/Territories Army National Guard
Base Structure Report - As of 30 Sept 2016**

SITE	COMPONENT	NAME NEAREST CITY	BUILDINGS				STATE OWNED ACRES	TOTAL ACRES	PRV (\$M)
			STATE OWNED		TOTAL				
			COUNT	SQFT	COUNT	SQFT			
NG Lewisburg Readiness Center	Army Guard	Maxwelton	1	45,803	1	45,803	22	22	14.1
NG Memorial Training Tunnel	Army Guard	Gallagher	2	9,780	2	9,780	22	22	30.3
NG Moundsville	Army Guard	Moundsville	4	38,442	4	38,442	6	6	11.3
NG Parkersburg	Army Guard	Parkersburg	3	41,337	3	41,337	9	9	14.0
NG Point Pleasant	Army Guard	Point Pleasant	6	68,877	6	68,877	23	23	27.4
NG Salem	Army Guard	Salem	2	28,625	2	28,625	13	13	7.9
NG St Albans	Army Guard	St. Albans	2	54,854	2	54,854	13	13	14.9
NG Summersville	Army Guard	Summersville	1	85,490	1	85,490	35	35	26.0
NG Welch	Army Guard	Welch	1	26,845	1	26,845	6	6	7.8
NG Wheeling	Army Guard	Wheeling	3	59,127	3	59,127	0	38	25.7
Williamstown	Army Guard	Williamstown	8	106,812	8	106,812	0	103	42.1
* OTHER SITE(S) : 11			5	59,185	11	62,711	70	70	17.9
West Virginia Total:			183	2,375,862	191	2,418,309	3,248	5,555	897.5

Wisconsin

Camp Williams Tomah MTA	Army Guard	Camp Douglas	49	477,884	49	477,884	114	114	157.9
Madison MD	Army Guard	Madison	3	190,687	3	190,687	36	36	64.5
NG Abbotsford	Army Guard	Abbotsford	1	16,735	1	16,735	7	7	5.4
NG Antigo	Army Guard	Antigo	3	20,960	3	20,960	5	5	5.4
NG Appleton	Army Guard	Appleton	3	47,240	3	47,240	13	13	13.4
NG Arcadia	Army Guard	Arcadia	1	16,386	1	16,386	6	6	5.2
NG Ashland	Army Guard	Ashland	2	30,221	2	30,221	9	9	7.1
NG Baraboo	Army Guard	Baraboo	2	18,689	2	18,689	6	6	5.9
NG Beloit	Army Guard	Beloit	2	43,824	2	43,824	13	13	11.7
NG Black River Falls	Army Guard	Black River Falls	3	34,784	3	34,784	10	10	10.1
NG Chippewa Falls	Army Guard	Chippewa Falls	2	52,782	2	52,782	14	14	14.8
NG Clintonville	Army Guard	Clintonville	1	16,780	1	16,780	5	5	5.4
NG Eau Claire	Army Guard	Eau Claire	4	60,476	4	60,476	9	9	18.2
NG Fond Du Lac	Army Guard	Fond Du Lac	1	18,721	1	18,721	7	7	5.9
NG Fort Atkinson	Army Guard	Fort Atkinson	3	29,152	3	29,152	6	6	8.1
NG Green Bay	Army Guard	Green Bay	3	25,127	3	25,127	12	12	7.5
NG Hayward	Army Guard	Hayward	4	33,241	4	33,241	6	6	8.2
NG Hayward OMS 12	Army Guard	Hayward	1	20,539	1	20,539	8	8	8.5
NG Kenosha OMS 6	Army Guard	Kenosha	3	57,323	3	57,323	14	14	18.3
NG Madison OMS 9	Army Guard	Madison	5	145,291	5	145,291	14	14	38.7

* All Locations that do not meet criteria of at least five (5) Acres AND at least \$5M PRV.

**State/Territories Army National Guard
Base Structure Report - As of 30 Sept 2016**

SITE	COMPONENT	NAME NEAREST CITY	BUILDINGS				STATE OWNED ACRES	TOTAL ACRES	PRV (\$M)
			STATE OWNED		TOTAL				
			COUNT	SQFT	COUNT	SQFT			
NG Madison TAGO/STARC	Army Guard	Madison	2	291,681	2	291,681	16	16	52.6
NG Marshfield	Army Guard	Marshfield	2	45,551	2	45,551	10	10	13.7
NG Medford	Army Guard	Medford	4	29,263	4	29,263	5	5	6.9
NG Menomonie	Army Guard	Menomonie	2	15,815	2	15,815	10	10	5.1
NG Milwaukee OMS 3	Army Guard	Milwaukee	5	173,429	5	173,429	10	10	52.6
NG New Richmond	Army Guard	New Richmond	2	27,953	2	27,953	19	19	8.0
NG Oconomowoc	Army Guard	Oconomowoc	2	36,380	2	36,380	5	5	10.9
NG Onalaska	Army Guard	Onalaska	3	59,515	3	59,515	15	15	16.4
NG Oshkosh & FMS	Army Guard	Oshkosh	3	54,494	3	54,494	35	35	17.5
NG Portage	Army Guard	Portage	3	22,687	3	22,687	11	11	6.6
NG Reedsburg	Army Guard	Reedsburg	2	19,191	2	19,191	11	11	5.7
NG Richland Center	Army Guard	Richland Center	2	24,136	2	24,136	8	8	7.3
NG Ripon	Army Guard	Ripon	1	16,196	1	16,196	5	5	5.0
NG Sparta	Army Guard	Sparta	3	25,561	3	25,561	5	5	5.7
NG Spooner	Army Guard	Spooner	3	24,635	3	24,635	6	6	6.3
NG Superior	Army Guard	Superior	4	46,868	4	46,868	7	7	10.9
NG Sussex OMS 5	Army Guard	Sussex	3	52,825	3	52,825	15	15	17.6
NG Tomah	Army Guard	Tomah	3	25,124	3	25,124	7	7	7.4
NG Tomahawk	Army Guard	Tomahawk	3	24,014	3	24,014	5	5	5.3
NG Viroqua	Army Guard	Viroqua	2	18,835	2	18,835	10	10	5.9
NG West Bend AASF 1 & Armory	Army Guard	West Bend	5	116,287	5	116,287	40	40	52.2
NG Whitewater OMS 8	Army Guard	Whitewater	4	56,907	4	56,907	10	10	19.5
NG WI Rapids OMS 14	Army Guard	Wisconsin Rapids	5	47,099	5	47,099	5	5	14.3
Wausau Readiness Center and FMS	Army Guard	Wausau	1	24,885	1	24,885	48	48	8.8
* OTHER SITE(S) : 28			55	542,656	55	542,656	120	121	156.5
Wisconsin Total:			220	3,178,829	220	3,178,829	751	752	939.0

Wyoming

Afton Readiness Center	Army Guard	Afton	2	42,355	2	42,355	34	34	806.6
Laramie Complex	Army Guard	Laramie	2	38,072	2	38,072	0	50	12.8
MTCH Camp Guernsey	Army Guard	Guernsey	150	563,069	150	563,069	65,804	74,091	334.7
NG Casper	Army Guard	Casper	2	41,581	2	41,581	33	33	13.3
NG Cheyenne	Army Guard	Cheyenne	2	81,893	2	81,893	19	19	22.2
NG Cheyenne MAP	Army Guard	Cheyenne	3	48,644	3	48,644	34	34	11.1
NG Douglas	Army Guard	Douglas	1	23,015	1	23,015	8	8	6.5

* All Locations that do not meet criteria of at least five (5) Acres AND at least \$5M PRV.

**State/Territories Army National Guard
Base Structure Report - As of 30 Sept 2016**

SITE	COMPONENT	NAME NEAREST CITY	BUILDINGS				STATE OWNED ACRES	TOTAL ACRES	PRV (\$M)
			STATE OWNED		TOTAL				
			COUNT	SQFT	COUNT	SQFT			
NG Laramie	Army Guard	Laramie	3	32,371	3	32,371	11	11	9.7
NG Lovell	Army Guard	Lovell	3	27,049	3	27,049	5	5	7.4
NG Sheridan	Army Guard	Sheridan	2	25,697	2	25,697	9	9	8.3
NG Torrington	Army Guard	Torrington	2	55,931	2	55,931	5	5	12.7
* OTHER SITE(S) : 12			14	135,366	14	135,366	109	109	36.7
Wyoming Total:			186	1,115,043	186	1,115,043	66,071	74,407	1,282.0
US/US Territories Total:			13,107	109,714,883	13,419	111,368,561	666,561	1,266,543	36,948.7

* All Locations that do not meet criteria of at least five (5) Acres AND at least \$5M PRV.

PERSONNEL DATA FROM DDMC

Base Report

By State / Country, Base Name, Service and Component

As of September 30, 2016

Source: Active Duty Master File, RCCPDS Master File, APF Civilian Master File, NAF Civilian Master File

STATE / COUNTRY	BASE NAME	ACTIVE DUTY					NATIONAL GUARD / RESERVE							APF CIVILIAN DOD TOTAL	NAF CIVILIAN DOD TOTAL	ACTIVE DUTY, RESERVE AND CIVILIAN GRAND TOTAL
		ARMY	NAVY	MARINE CORPS	AIR FORCE	ACTIVE DUTY TOTAL	ARMY NATIONAL GUARD	ARMY RESERVE	NAVY RESERVE	MARINE CORPS RESERVE	AIR NATIONAL GUARD	AIR FORCE RESERVE	RESERVE TOTAL			
ALABAMA	ANNISTON ARMY DEPOT	7	0	0	0	7	0	274	0	0	0	0	274	3,102	78	3,461
ALABAMA	BIRMINGHAM MAP AGS	0	0	0	0	0	493	47	0	0	965	0	1,505	247	0	1,752
ALABAMA	DOTHAN AG	0	0	0	2	2	0	0	0	0	0	0	0	0	0	2
ALABAMA	ENDIST MOBILE AL	0	0	0	0	0	0	0	0	0	0	0	0	369	0	369
ALABAMA	FORT MCCLELLAN	51	0	0	0	51	342	87	0	0	0	0	429	32	8	520
ALABAMA	FORT RUCKER	3,436	3	0	129	3,568	465	156	0	0	0	0	621	2,683	665	7,537
ALABAMA	FT GEORGE WALLACE MONTGOMERY	0	0	0	0	0	0	0	0	0	0	0	0	351	0	351
ALABAMA	HALL AGS	39	0	0	0	39	0	0	0	0	172	0	172	17	0	228
ALABAMA	HAMILTON	0	0	0	0	0	0	0	0	0	0	0	0	17	0	17
ALABAMA	MARTIN ANG	0	0	0	0	0	0	0	0	0	0	0	0	16	0	16
ALABAMA	MAXWELL AFB (INCL. GUNTER)	36	46	18	2,645	2,745	18	231	1	1,170	1,280	2,701	2,734	645	0	8,825
ALABAMA	MOBILE NAVSTA	0	0	15	0	15	0	91	0	212	0	0	303	0	0	318
ALABAMA	NAVMARCOESCEN MOBILE	0	2	0	0	2	126	0	0	0	0	0	126	5	0	133
ALABAMA	REDSTONE ARSENAL	640	4	14	2	660	5	399	0	128	0	0	532	14,664	648	16,504
ALABAMA	USCG DAUPHINE ISLAND	0	0	0	0	0	0	0	0	0	0	0	0	0	0	0
ALABAMA	WRIGHT USARC MOBILE	0	0	0	0	0	578	307	0	0	0	0	885	4	0	889
ALABAMA	OTHER	355	39	109	293	796	8,104	3,474	339	370	8	12,325	659	4	0	13,784
ALASKA	EIELSON AFB	0	0	0	1,799	1,799	116	0	0	0	656	3	775	843	201	3,618
ALASKA	ELMENDORF AFB	80	0	7	5,422	5,509	18	0	0	52	1,353	344	1,767	2,546	641	10,463
ALASKA	ENDIST ALASKA ANCHORAGE	0	0	0	0	0	0	0	0	0	0	0	0	54	0	54
ALASKA	FORT JONATHAN WAINWRIGHT	7,152	0	0	47	7,199	0	113	0	0	0	0	113	1,328	433	9,073
ALASKA	FORT RICHARDSON	4,091	2	0	1	4,094	1,084	307	49	0	31	0	1,471	651	294	6,510
ALASKA	KENAI ARPT	0	0	0	0	0	0	0	0	0	0	0	0	5	0	5
ALASKA	USCG ANCHORAGE	4	1	0	13	18	0	0	0	0	0	1	1	0	0	19
ALASKA	USCG JUNEAU	0	0	0	0	0	0	0	0	0	0	0	0	0	0	0
ALASKA	USCG KETCHIKAN	0	0	0	0	0	13	0	0	0	0	0	13	0	0	13
ALASKA	USCG KODIAK	0	17	0	0	17	2	0	0	0	0	0	2	0	0	19
ALASKA	USCG SITKA	0	0	0	0	0	1	0	0	0	0	0	1	0	0	1
ALASKA	USCG VALDEZ	0	0	0	0	0	0	0	0	0	0	0	0	0	0	0
ALASKA	OTHER	29	28	0	0	57	475	0	0	0	0	0	475	19	64	615
ARIZONA	COOLIDGE/FLORENCE ARPT	0	0	0	0	0	0	0	0	0	0	0	0	1	0	1
ARIZONA	DAVIS-MONTHAN AFB	12	2	0	5,701	5,715	0	0	0	0	240	1,075	1,315	1,822	531	9,383
ARIZONA	FORT HUACHUCA	3,551	9	48	15	3,623	0	183	0	5	0	0	188	2,711	473	6,995
ARIZONA	LUKE AFB	0	6	20	3,341	3,367	0	0	571	416	1	973	1,961	1,004	510	6,842
ARIZONA	NAVAJO ARMY DEPOT ACT	0	0	0	0	0	420	0	0	0	0	0	420	15	0	435
ARIZONA	PHOENIX AGS	0	0	0	0	0	0	35	0	0	805	0	840	427	0	1,267
ARIZONA	PHOENIX ARNG	9	0	0	0	9	1,966	455	0	0	46	0	2,467	595	0	3,071
ARIZONA	TUCSON IAP AGS	1	5	0	24	30	304	0	0	0	1,439	19	1,762	697	0	2,489
ARIZONA	WILLIAMS AFB	0	0	0	0	0	0	561	0	0	0	0	561	58	0	619
ARIZONA	YUMA MCAS	24	142	3,951	18	4,135	0	0	0	25	0	0	25	517	43	4,720
ARIZONA	YUMA PROVING GROUND	127	1	0	0	128	53	0	0	0	0	0	53	632	483	1,296
ARIZONA	OTHER	269	180	115	81	645	2,456	2,160	293	174	0	14	5,097	528	19	6,289
ARKANSAS	ENDIST LITTLE ROCK AR	6	0	0	0	6	0	0	0	0	0	0	0	691	173	870
ARKANSAS	FORT SMITH MAP AGS	29	0	0	4	33	0	0	0	0	756	0	756	249	0	1,038
ARKANSAS	HOT SPRINGS MEM FLD	0	0	0	1	1	0	0	0	0	0	0	0	0	0	1
ARKANSAS	LITTLE ROCK AFB	40	6	98	3,661	3,805	0	138	1	12	1,007	498	1,656	1,002	217	6,680
ARKANSAS	MTA CAMP ROBINSON	1	0	11	0	12	2,043	830	154	155	55	0	3,237	463	0	3,712
ARKANSAS	PINE BLUFF ARSENAL	6	0	0	0	6	127	31	0	0	0	0	158	703	48	915
ARKANSAS	OTHER	42	1	0	11	54	4,639	957	1	0	0	0	5,597	304	2	5,957
CALIFORNIA	*29 PALMS MC AIR/GRD CMBT CTR	8	586	10,412	0	11,006	0	0	1	341	0	0	342	796	0	12,144
CALIFORNIA	AF PLANT 19	4	0	0	0	4	0	0	0	0	0	0	0	26	0	30
CALIFORNIA	ALAMEDA NAS	1	17	16	0	34	0	0	631	113	0	0	744	2	0	780
CALIFORNIA	BARSTOW MCLB	0	3	83	0	86	0	0	0	0	0	0	0	958	0	1,044
CALIFORNIA	BEALE AFB	2	0	0	3,953	3,955	0	0	0	0	220	917	1,137	777	303	6,172
CALIFORNIA	CAMP PARKS	30	0	0	0	30	145	1,517	0	12	0	0	1,674	66	13	1,783
CALIFORNIA	CAMP PENDLETON	17	4,040	35,834	4	39,895	0	0	16	1,596	0	0	1,612	2,982	1,919	46,408
CALIFORNIA	CAMP ROBERTS	83	0	0	0	83	253	0	0	0	0	0	253	138	0	474
CALIFORNIA	CHINA LAKE NAVWEAPCEN	1	561	24	1	587	0	0	4	0	0	0	4	4,422	297	5,310
CALIFORNIA	CONCORD NAVWEAPSTA	0	1	0	0	1	0	618	0	0	0	0	618	76	0	695
CALIFORNIA	CORONADO NAV AMPHIB BASE	22	5,113	151	1	5,287	0	0	373	1	0	0	374	6,825	847	13,333
CALIFORNIA	COSTA MESA ANG STA	0	0	0	0	0	0	124	0	0	81	0	205	61	0	266
CALIFORNIA	DEF DISTRIBUTION CTR-SAN JOAQU	5	4	0	0	9	0	0	0	0	0	0	0	1,422	53	1,484
CALIFORNIA	DOD CENTER MONTEREY/FORT ORD	0	0	0	0	0	79	0	0	1	0	0	80	216	84	380
CALIFORNIA	EDWARDS AFB	2	2	166	1,913	2,083	8	0	0	0	0	73	81	3,815	383	6,362
CALIFORNIA	EL CENTRO NAF	0	202	0	1	203	90	0	0	0	0	0	90	123	117	533
CALIFORNIA	EL TORO MCAS	0	0	0	0	0	86	0	0	0	0	0	86	0	0	86
CALIFORNIA	ENDIST LOS ANGELES CA	0	0	0	0	0	0	0	0	0	0	0	0	653	78	731
CALIFORNIA	ENDIST SACRAMENTO CA	7	0	0	0	7	0	0	0	0	0	0	0	1,479	0	1,486
CALIFORNIA	ENDIST SAN FRANCISCO CA	0	0	0	0	0	0	0	0	0	0	0	0	254	0	254
CALIFORNIA	FLEET ASW TRNG CTR PACIFIC	0	1,415	3	0	1,418	0	0	77	0	0	0	77	195	0	1,690

PERSONNEL DATA FROM DMDC

CALIFORNIA	FORT HUNTER-LIGGETT	4	0	0	0	4	0	202	0	0	0	0	202	269	0	475
CALIFORNIA	FORT IRWIN	3,922	0	0	38	3,960	89	4	0	0	0	0	93	1,058	570	5,681
CALIFORNIA	FORT MACARTHUR	0	0	0	2	2	90	0	567	0	0	0	657	8	57	724
CALIFORNIA	FRESNO AIR TERM AGS	0	1	0	1	2	736	0	0	0	1,032	0	1,768	465	0	2,235
CALIFORNIA	GEORGE AFB (INCL. NORTON)	0	0	0	2	2	0	0	0	0	13	0	13	0	0	15
CALIFORNIA	HAMILTON FIELD	0	0	0	0	0	0	0	0	0	0	0	0	0	0	0
CALIFORNIA	LEMOORE NAS	19	4,070	38	1	4,128	0	27	347	126	0	0	500	662	506	5,796
CALIFORNIA	LOS ALAMITOS AFRC	12	0	0	0	12	1,673	1,020	1	0	0	0	2,694	19	0	2,725
CALIFORNIA	LOS ANGELES AFB	41	169	9	1,127	1,346	0	29	41	0	0	146	216	1,571	75	3,208
CALIFORNIA	MARCH AFB	0	15	70	209	294	389	1,650	313	0	903	3,566	6,821	1,262	161	8,538
CALIFORNIA	MARE ISLAND NAV SHIPYD	0	0	0	0	0	0	632	0	0	0	0	632	15	0	647
CALIFORNIA	MATHER AFB	0	0	0	0	0	128	0	0	0	0	0	128	0	0	128
CALIFORNIA	MCAS MIRAMAR	16	412	8,708	60	9,196	0	0	1,413	748	0	0	2,161	779	112	12,248
CALIFORNIA	MCCLELLAN AFB	0	0	0	21	21	0	0	0	0	0	0	0	351	66	438
CALIFORNIA	MOFFETT FIELD NAS/ANG	4	0	33	9	46	140	1	0	381	922	7	1,451	331	14	1,842
CALIFORNIA	N.HIGHLANDS AGS	0	0	0	0	0	0	0	0	0	55	0	55	18	0	73
CALIFORNIA	NAVAL HOSPITAL LONG BEACH	0	0	0	0	0	0	0	38	0	0	0	38	0	0	38
CALIFORNIA	NAVAL MEDICAL CTR SAN DIEGO	2	3,515	62	1	3,580	0	0	11	1	0	0	12	2,187	0	5,779
CALIFORNIA	NAVAL POSTGRADUATE SCH	7	748	0	3	758	0	0	23	0	2	2	27	1,282	326	2,393
CALIFORNIA	NAVAL STATION LONG BEACH	0	0	0	0	0	442	0	1	0	0	0	443	9	0	452
CALIFORNIA	NORTH ISLAND NAS	0	7,359	78	2	7,439	0	0	2,005	0	0	0	2,005	1,149	0	10,593
CALIFORNIA	NORTH ISLAND NV AVIATION DEPOT	0	0	0	0	0	0	0	0	0	0	0	0	2,847	0	2,847
CALIFORNIA	NORWALK DEF FUEL SPT PT	0	0	0	0	0	0	0	0	0	0	0	0	1	0	1
CALIFORNIA	OAKLAND USAR CENTER	0	0	0	0	0	0	0	0	0	0	0	0	18	0	18
CALIFORNIA	ONIZUKA AFB	1	0	0	4	5	0	0	0	0	0	3	3	158	0	166
CALIFORNIA	PORT HUENEME NCBC	6	1,249	20	159	1,434	0	173	857	132	0	0	1,162	3,974	187	6,757
CALIFORNIA	PRESIDIO OF MONTEREY	1,232	573	529	1,447	3,781	0	0	0	1	0	3	4	2,344	162	6,291
CALIFORNIA	PRESIDIO OF SAN FRANCISCO	0	0	0	0	0	0	0	0	0	0	0	0	5	2	7
CALIFORNIA	PT MUGU NAS	0	904	0	0	904	0	0	233	0	0	0	233	1,886	21	3,044
CALIFORNIA	SACRAMENTO ARMY DEPOT	246	0	0	0	246	0	0	0	0	0	0	0	0	0	246
CALIFORNIA	SAN DIEGO MC RECRUIT DEPOT	0	167	5,945	0	6,112	0	0	0	756	0	0	756	400	0	7,268
CALIFORNIA	SAN DIEGO NAVSTA	4	31,051	34	0	31,089	0	0	90	0	0	0	90	4,413	2,794	38,386
CALIFORNIA	SAN DIEGO NAVSUBBASE	0	1,265	13	0	1,278	0	0	14	0	0	0	14	4,482	0	5,774
CALIFORNIA	SAN DIEGO NSC	28	252	0	0	280	0	1	46	0	0	0	47	1,260	13	1,600
CALIFORNIA	SAN PEDRO COAST GUARD	0	0	0	0	0	0	0	0	0	0	0	0	0	0	0
CALIFORNIA	SEAL BEACH NAVWEAPSTA	0	139	36	4	179	0	0	67	551	0	0	618	324	85	1,206
CALIFORNIA	SHARPE ARMY DEPOT	0	0	13	0	13	0	0	1	177	0	0	178	5	0	196
CALIFORNIA	SIERRA ARMY DEPOT	2	0	0	0	2	0	0	0	0	0	0	0	1,301	34	1,337
CALIFORNIA	TRAVIS AFB	21	173	0	6,056	6,250	0	0	0	0	1	2,930	2,931	1,627	732	11,540
CALIFORNIA	TREASURE ISLAND NAVSTA	0	0	0	0	0	0	0	0	0	0	0	0	0	0	0
CALIFORNIA	USCG TRACEN PETALUMA	0	1	0	1	2	89	0	0	0	0	0	89	0	0	91
CALIFORNIA	USMC MOUNTAIN WARFARE TRNG CT	0	24	187	0	211	0	0	0	0	0	0	0	17	0	228
CALIFORNIA	VANDENBERG AFB	18	24	4	2,413	2,459	66	0	0	0	122	211	399	1,197	312	4,367
CALIFORNIA	OTHER	1,247	620	680	328	2,875	9,854	10,607	858	1,558	1,144	22	24,043	3,760	2,083	32,761
COLORADO	BUCKLEY AFB	325	331	84	1,605	2,345	755	0	666	399	1,249	424	3,493	1,277	0	7,115
COLORADO	DFAS DENVER CENTER	0	0	0	0	0	0	0	0	0	0	0	0	91	0	91
COLORADO	FITZSIMONS ARMY MED CTR	0	0	0	0	0	0	949	0	0	0	0	949	0	0	949
COLORADO	FORT CARSON	23,848	7	12	176	24,043	233	2,478	520	91	0	1	3,323	3,532	1,111	32,009
COLORADO	FORT COLLINS	8	0	0	6	14	0	0	0	0	0	0	0	72	0	86
COLORADO	LAMAR COMMFAC ANNEX	0	0	0	0	0	0	0	0	0	0	0	0	15	0	15
COLORADO	LOWRY AFB	0	0	0	0	0	207	0	0	0	0	0	207	84	0	291
COLORADO	PETERSON AFB	417	165	35	3,068	3,685	472	413	6	0	66	1,864	2,821	3,349	450	10,305
COLORADO	PUEBLO ARMY DEPOT ACT	2	0	0	0	2	0	0	0	0	0	0	0	418	2	422
COLORADO	SCHRIEVER AFB	145	23	2	1,647	1,817	0	9	0	0	0	652	661	645	0	3,123
COLORADO	USAF ACADEMY	1	11	0	2,099	2,111	0	0	0	0	0	121	121	1,453	548	4,233
COLORADO	OTHER	351	163	104	174	792	2,503	1,758	31	0	309	14	4,615	883	371	6,661
CONNECTICUT	BRADLEY IAP-AGS	0	0	0	5	5	298	0	0	0	966	0	1,264	411	2	1,682
CONNECTICUT	COAST GUARD ACADEMY	0	0	0	0	0	0	0	0	0	0	0	0	0	0	0
CONNECTICUT	FORT NATHAN HALE	0	0	13	0	13	209	0	210	74	0	0	493	0	0	506
CONNECTICUT	NAV WPNS INDUS RSV PLANT	0	0	0	0	0	0	0	0	0	0	0	0	10	0	10
CONNECTICUT	NEW LONDON NAVSUBBASE	14	6,273	7	2	6,296	577	0	56	0	0	0	633	1,426	165	8,520
CONNECTICUT	ORANGE AGS	0	0	0	0	0	0	0	0	0	162	0	162	32	0	194
CONNECTICUT	STRATFORD ADM	0	0	0	0	0	0	0	0	0	0	0	0	1	0	1
CONNECTICUT	STRATFORD ARMY ENGINE PLANT	0	0	0	0	0	0	0	0	0	0	0	0	152	0	152
CONNECTICUT	OTHER	97	15	16	27	155	2,426	1,518	110	188	34	1	4,277	726	242	5,400
DELAWARE	DOVER AFB	66	12	0	3,246	3,324	368	15	8	0	1,146	1,610	3,147	1,379	264	8,114
DELAWARE	LEWES NAVFAC	0	0	0	0	0	0	85	0	0	0	0	85	0	0	85
DELAWARE	OTHER	7	0	11	10	28	1,190	425	127	173	0	1	1,916	45	3	1,992
DISTRICT OF COLUMBIA	ARMY ATTACHE DEPT OF STATE	31	27	10	127	195	0	0	1	1	1	0	3	5	0	203
DISTRICT OF COLUMBIA	DMA HYDRO/TOPOGRAPHIC CTR	0	0	0	0	0	0	0	0	0	0	0	0	0	70	70
DISTRICT OF COLUMBIA	FORT LESLIE J MCNAIR	721	62	37	142	962	0	110	4	2	0	3	119	2,931	27	4,039
DISTRICT OF COLUMBIA	JOINT BASE ANACOSTIA-BOLLING	3	1,095	59	1,020	2,177	291	26	93	337	43	59	849	4,716	652	8,394
DISTRICT OF COLUMBIA	MARINE BARRACKS WASH D.C.	1	0	995	563	1,559	1,130	0	0	0	41	217	1,388	200	0	3,147
DISTRICT OF COLUMBIA	WALTER REED ARMY MED CTR	308	0	0	0	308	0	38	0	0	0	0	38	291	11	648
DISTRICT OF COLUMBIA	WASHINGTON NAVDIST HQ	379	2,677	163	2	3,221	0	78	55	8	0	0	141	12,578	380	16,320
DISTRICT OF COLUMBIA	OTHER	97	267	54	11	429	0	22	31	0	0	0	53	14	3	499
FLORIDA	BLOUNT ISLAND	0	14	102	0	116	0	0	3	222	0	0	225	0	0	341
FLORIDA	CAMP BLANDING	3	0	0	0	3	1,115	98	0	0	291	0	1,504	67	0	1,574
FLORIDA	CORRY STATION NTTC	195	2,528	26	0	2,749	0	145	95	0	0	0	240	177	0	3,166

PERSONNEL DATA FROM DDMC

FLORIDA	EGLIN AFB	2,199	294	231	5,068	7,792	94	0	0	0	1	1,243	1,338	5,350	741	15,221
FLORIDA	FORT MYERS	0	0	0	2	2	0	0	0	0	0	0	0	1	0	3
FLORIDA	FRC SOUTHEAST JACKSONVILLE NAS	0	0	0	0	0	0	0	0	0	0	0	0	3,180	0	3,180
FLORIDA	HOMESTEAD AFB	142	0	0	210	352	100	47	0	0	29	1,768	1,944	535	0	2,831
FLORIDA	HQ STRICOM ORLANDO	39	0	0	0	39	0	1	0	0	0	0	1	1,050	440	1,530
FLORIDA	HURLBURT FIELD	181	8	1	7,450	7,640	0	0	1	0	7	618	626	1,499	400	10,165
FLORIDA	JACKSONVILLE AFS	8	0	0	6	14	0	0	0	0	1,025	0	1,025	285	0	1,324
FLORIDA	JACKSONVILLE ENDIST	57	0	0	0	57	0	0	0	0	0	0	0	769	4	830
FLORIDA	JACKSONVILLE NAS	0	5,687	54	0	5,741	0	452	2,363	0	0	0	2,815	5,296	937	14,789
FLORIDA	KEY WEST COAST GUARD	0	0	0	0	0	0	0	0	0	0	0	0	0	0	0
FLORIDA	KEY WEST NAS	55	643	12	52	762	0	0	55	0	0	0	55	373	57	1,247
FLORIDA	MACDILL AFB	1,249	466	454	3,119	5,288	101	548	869	4	187	1,333	3,042	2,268	562	11,160
FLORIDA	MAYPORT NAVSTA	6	9,232	4	0	9,242	0	0	48	0	0	0	48	707	475	10,472
FLORIDA	MIAMI COAST GUARD	0	1	0	0	1	0	0	0	0	0	0	0	0	0	1
FLORIDA	NAV COASTAL SYSTEMS CTR	23	432	11	0	466	0	0	1	2	0	0	3	1,645	163	2,277
FLORIDA	NAV ED & TRN PGM MGMT SPT ACT	0	20	0	0	20	0	0	523	0	0	0	523	234	0	777
FLORIDA	NAVAL HOSPITAL PENSACOLA	0	793	0	0	793	0	0	2	0	0	0	2	412	0	1,207
FLORIDA	NAVAL TRAINING CTR ORLANDO	0	134	22	0	156	147	1,342	557	334	0	0	2,380	81	116	2,733
FLORIDA	PATRICK AFB	45	16	3	1,398	1,462	169	1	1	0	89	1,309	1,569	2,069	377	5,477
FLORIDA	PENSACOLA NAS	16	4,452	1,860	922	7,250	0	0	172	104	0	0	276	1,830	1,743	11,099
FLORIDA	RICHMOND AFS	0	0	0	0	0	0	0	0	0	0	0	0	0	0	0
FLORIDA	SOUTHERN COMMAND	348	142	114	133	737	390	1,486	10	4	0	64	1,954	628	97	3,416
FLORIDA	TYNDALL AFB	12	2	1	3,328	3,343	0	0	0	0	413	344	757	1,574	390	6,064
FLORIDA	WHITING FIELD NAS	0	1,027	0	0	1,027	46	71	26	3	0	0	146	212	36	1,421
FLORIDA	OTHER	1,022	401	657	307	2,387	7,589	6,176	878	844	48	19	15,554	1,692	513	20,146
GEORGIA	ALBANY MCLB	2	33	273	0	308	0	0	1	114	0	0	115	2,117	173	2,713
GEORGIA	ATLANTA NAS	0	1	0	0	1	1,498	27	0	0	0	0	1,525	289	25	1,840
GEORGIA	DOBBINS ARB	0	12	24	8	44	487	20	1,067	172	112	1,764	3,622	535	56	4,257
GEORGIA	ENDIST SAVANNAH GEORGIA	0	0	0	0	0	0	0	0	0	0	0	0	438	0	438
GEORGIA	FORT BENNING	19,638	6	145	90	19,879	221	605	0	26	0	0	852	4,505	0	25,236
GEORGIA	FORT GILLEM	0	0	0	0	0	0	0	0	0	0	0	0	396	0	396
GEORGIA	FORT GORDON	8,606	1,496	137	1,133	11,372	164	1,036	34	0	41	2	1,277	3,295	857	16,801
GEORGIA	FORT MCPHERSON	0	0	0	0	0	0	0	0	0	0	0	0	1	9	10
GEORGIA	FORT STEWART	19,656	0	0	132	19,788	669	168	0	0	0	1	838	3,200	624	24,450
GEORGIA	FORT VALLEY	7	0	0	0	7	0	149	0	0	0	0	149	1	0	157
GEORGIA	KINGS BAY NAVSUBBASE	6	2,292	419	0	2,717	0	0	6	0	0	0	6	1,939	258	4,920
GEORGIA	MCCOLLUM AGS	0	0	0	0	0	366	0	0	0	0	0	366	0	0	366
GEORGIA	MOODY AFB	3	0	0	4,279	4,282	83	0	0	0	0	255	338	492	0	5,112
GEORGIA	NAVY RECRUITING AREA THREE	0	0	9	0	9	0	0	0	9	0	0	9	452	0	470
GEORGIA	NV SUPPLY CORPS SCHOOL	48	0	0	0	48	0	0	0	0	0	0	0	6	0	54
GEORGIA	ROBINS AFB	58	0	13	3,215	3,286	0	287	0	4	1,228	1,069	2,588	14,007	567	20,448
GEORGIA	SAVANNAH AFS	0	0	9	24	33	0	0	1	202	1,172	2	1,377	335	0	1,745
GEORGIA	STATESBORO BOMB SCORING SITE	0	0	0	1	1	0	0	0	0	0	0	0	1	0	2
GEORGIA	OTHER	698	195	127	104	1,124	7,340	5,691	347	237	244	15	13,874	1,457	1,954	18,409
HAWAII	BARBERS POINT NAS	0	0	0	0	0	0	0	0	0	0	0	0	0	13	13
HAWAII	CAMP H. M. SMITH	320	285	405	225	1,235	0	172	14	10	0	85	281	556	0	2,072
HAWAII	FORT SHAFTER	3,055	0	2	27	3,084	741	293	0	0	144	0	1,178	382	811	5,455
HAWAII	HICKAM AFB	492	52	23	4,675	5,242	60	9	21	0	1,984	515	2,589	1,680	79	9,590
HAWAII	KUMA DEF COMM CTR	0	0	0	1	1	0	0	0	0	0	0	0	12	5	18
HAWAII	MCBH KANEOHE BAY	0	1,213	7,529	0	8,742	0	0	72	46	0	0	118	578	0	9,438
HAWAII	NAVAL BASE PEARL HARBOR	195	9,594	43	129	9,961	0	54	1	0	0	111	166	4,181	0	14,308
HAWAII	NAVCAMS E. PACIFIC	0	636	0	0	636	0	0	0	0	0	0	0	449	81	1,166
HAWAII	PEARL HARBOR NAVAL SHIPYARD	0	0	0	0	0	0	0	506	0	0	0	506	5,081	0	5,587
HAWAII	SAND ISLAND COAST GUARD	0	0	0	0	0	0	1,625	0	0	0	0	1,625	0	0	1,625
HAWAII	SCHOFIELD BARRACKS	15,082	1,759	76	0	16,917	614	3	0	0	0	0	617	1,083	960	19,577
HAWAII	TRIPLER ARMY MEDICAL CENTER	1,941	3	0	3	1,947	0	252	0	0	0	0	252	0	0	2,199
HAWAII	OTHER	91	393	1	20	505	1,629	45	3	0	161	1	1,839	4,213	4,420	10,977
IDAHO	BOISE AIR TERM AGS	0	0	0	0	0	0	0	0	0	0	0	0	11	0	11
IDAHO	GOWEN FIELD	0	1	15	0	16	1,500	260	153	105	0	0	2,018	844	0	2,878
IDAHO	MOUNTAIN HOME AFB	2	0	0	3,205	3,207	63	0	0	0	135	24	222	471	296	4,196
IDAHO	NUC PWR TRNG UNIT IDAHO FALLS	0	18	0	0	18	0	123	4	0	0	0	127	8	0	153
IDAHO	OTHER	50	17	8	16	91	1,404	364	1	0	1,198	0	2,967	135	3	3,196
ILLINOIS	CHANUTE AFB	0	0	0	0	0	559	251	0	0	1,254	0	2,064	272	0	2,336
ILLINOIS	CHARLES MELVIN PRICE CTR	0	0	0	0	0	0	348	0	0	0	0	348	0	0	348
ILLINOIS	FORT SHERIDAN	7	0	10	0	17	210	1,566	0	141	0	0	1,917	0	0	1,934
ILLINOIS	JOLIET AAP/AFRC	0	1	9	0	10	0	0	0	82	0	0	82	10	0	102
ILLINOIS	NAVAL HOSPITAL GREAT LAKES	0	0	0	0	0	0	0	1	0	0	0	2	19	0	21
ILLINOIS	NAVAL STATION GREAT LAKES	67	10,045	127	7	10,246	0	29	2,276	579	0	0	2,884	1,129	844	15,103
ILLINOIS	OHARE IAP ARS	0	0	0	22	22	0	0	0	0	0	5	5	4	0	31
ILLINOIS	ROCK ISLAND ARSENAL	393	3	12	0	408	0	173	97	123	0	0	393	4,361	195	5,357
ILLINOIS	SCOTT AFB	134	79	40	4,202	4,455	0	116	12	0	1,794	1,468	3,390	5,021	555	13,421
ILLINOIS	OTHER	392	40	137	74	643	9,210	3,971	155	388	0	2	13,726	1,535	3	15,907
INDIANA	CRANE NAVWEAPSUPPCEN	1	45	2	0	48	0	0	0	0	0	0	0	4,251	66	4,365
INDIANA	DFAS HEADQUARTERS	24	8	100	0	132	0	0	14	201	0	0	215	4,737	0	5,084
INDIANA	FORT BENJAMIN HARRISON	396	0	0	0	396	969	1,034	0	0	12	0	2,015	155	8	2,574
INDIANA	FORT WAYNE MAP AGS	0	0	0	1	1	0	409	0	0	985	0	1,394	267	0	1,662
INDIANA	GRISSOM AFB	0	0	13	2	15	43	158	1	84	0	1,574	1,860	509	63	2,447
INDIANA	HULMAN REG ARPT-AGS	5	0	9	0	14	0	0	1	176	848	0	1,025	159	0	1,198
INDIANA	JEFFERSON PROVING GROUND	0	0	0	0	0	76	0	0	0	9	0	85	0	0	85

PERSONNEL DATA FROM DDMC

INDIANA	OTHER	131	30	38	81	280	10,375	1,607	373	142	42	3	12,542	412	1	13,235
IOWA	DES MOINES IAP-AGS	0	0	0	0	0	18	0	0	0	815	0	833	246	0	1,079
IOWA	FORT DES MOINES	0	4	9	0	13	0	721	145	128	0	0	994	37	0	1,044
IOWA	FORT DODGE	0	0	0	0	0	97	7	0	0	114	0	218	35	0	253
IOWA	IOWA ARMY AMMO PLANT	1	0	0	0	1	94	138	0	0	0	0	232	33	0	266
IOWA	OTHER	98	15	78	25	216	6,618	1,349	0	0	839	0	8,806	1,143	4	10,169
KANSAS	*9TH MARINE CORPS DISTRICT	0	0	0	1	1	0	0	0	0	0	1	1	1	0	3
KANSAS	FORBES FIELD AGS	0	0	6	0	6	677	0	1	1	903	0	1,582	293	0	1,881
KANSAS	FORT LEAVENWORTH	3,074	52	44	138	3,308	261	82	3	0	0	6	352	2,406	534	6,600
KANSAS	FORT RILEY	15,709	0	0	156	15,865	0	113	0	0	0	0	113	2,687	511	19,176
KANSAS	KANSAS ARMY AMMO PLANT	0	0	0	0	0	0	62	0	0	0	0	62	5	0	67
KANSAS	MCCONNELL AFB	28	2	11	2,892	2,933	0	902	100	73	1,137	692	2,904	923	186	6,946
KANSAS	OTHER	92	16	5	24	137	3,912	1,657	0	117	37	2	5,725	483	320	6,665
KENTUCKY	ENDIST LOUISVILLE KY	11	0	0	0	11	0	0	0	0	0	0	0	1,189	4	1,204
KENTUCKY	FORT CAMPBELL	27,146	0	0	188	27,334	0	101	0	0	0	3	104	3,153	949	31,540
KENTUCKY	FORT KNOX	4,756	0	13	0	4,769	54	2,310	1	136	0	0	2,501	5,908	917	14,095
KENTUCKY	LEXINGTON BLUE GRASS DEPOT	10	0	0	0	10	544	278	0	0	0	0	822	904	35	1,771
KENTUCKY	LOUISVILLE ARMY RES KY	6	0	0	0	6	241	321	0	0	0	0	562	2	0	570
KENTUCKY	LOUISVILLE NWC	0	1	0	0	1	0	0	233	0	0	0	233	0	0	234
KENTUCKY	STANDIFORD FIELD AGS	0	0	0	0	0	19	0	0	0	1,192	0	1,211	270	0	1,481
KENTUCKY	OTHER	315	5	80	35	435	5,720	1,106	2	146	30	1	7,005	692	0	8,132
LOUISIANA	BARKSDALE AFB	4	1	0	5,073	5,078	0	0	0	0	1	1,475	1,476	1,295	537	8,386
LOUISIANA	ENGLAND AFB	0	0	0	7	7	219	178	0	0	0	0	397	28	0	432
LOUISIANA	FORT POLK	7,530	0	0	81	7,611	119	24	0	0	0	0	143	1,374	716	9,844
LOUISIANA	HAMMOND AGS	0	0	0	1	1	440	0	0	0	0	0	440	96	0	537
LOUISIANA	NEW ORLEANS ENDIST	6	0	0	0	6	0	0	0	0	0	0	0	1,143	0	1,149
LOUISIANA	NEW ORLEANS MIL OC. TERMINAL	1	0	0	0	1	0	462	0	0	0	0	462	0	1	464
LOUISIANA	NEW ORLEANS NAS JRB	61	235	112	0	408	0	350	956	162	1,182	0	2,650	830	270	4,158
LOUISIANA	NEW ORLEANS NSA	0	88	0	0	88	0	0	32	0	0	0	32	141	0	261
LOUISIANA	SLIDELL RADAR SITE	0	0	0	1	1	0	3	0	0	0	0	3	30	0	34
LOUISIANA	OTHER	157	31	599	39	826	8,656	997	183	3,536	349	1	13,722	675	3	15,226
MAINE	AUGUSTA ARMORY GUARD	39	0	0	1	40	144	0	0	0	26	0	170	0	0	210
MAINE	BANGOR ANG	0	1	0	2	3	500	26	108	0	896	0	1,530	373	6	1,912
MAINE	BRUNSWICK NAS	0	180	8	0	188	165	0	2	145	0	0	312	345	0	845
MAINE	LORING AFB	0	0	0	1	1	64	0	0	0	0	0	64	612	0	677
MAINE	S. PORTLAND AGS	0	1	0	0	1	0	0	0	0	207	0	207	31	0	239
MAINE	OTHER	9	25	3	7	44	1,147	453	0	0	0	0	1,600	458	0	2,102
MARYLAND	ABERDEEN PROVING GROUND	1,066	0	0	19	1,085	677	369	0	0	0	0	1,046	9,608	516	12,255
MARYLAND	ADELPHI LAB CENTER	9	0	0	6	15	79	114	0	0	0	0	193	1,812	0	2,020
MARYLAND	ANDREWS AFB	0	102	23	4,149	4,274	57	0	2,492	40	2,808	1,600	6,997	2,824	724	14,819
MARYLAND	ANNAPOLIS NS(INCL USNA)	52	1,075	83	11	1,221	266	0	2	0	0	0	268	1,304	771	3,564
MARYLAND	BALTIMORE ENDIST/CIV PERSONNEL	12	0	0	0	12	0	0	0	0	0	0	0	873	0	885
MARYLAND	CURTIS BAY COAST GUARD	0	0	0	0	0	0	625	0	0	0	0	625	0	0	625
MARYLAND	FORT DETRICK	897	72	12	64	1,045	120	58	1	159	0	1	339	2,112	0	3,496
MARYLAND	FORT GEORGE G. MEADE	4,078	2,645	769	3,344	10,836	3,392	2,829	15	2	652	287	7,177	7,211	698	25,922
MARYLAND	FORT RITCHIE	0	0	0	6	6	128	0	0	0	0	0	128	0	133	267
MARYLAND	INDIAN HEAD NAV ORD STA	81	128	475	11	695	0	0	3	0	0	0	3	2,051	0	2,749
MARYLAND	NESEC ST. INGOES	0	14	0	0	14	0	0	0	0	0	0	0	0	0	14
MARYLAND	NNMC BETHESDA	1,396	2,304	49	120	3,869	0	19	13	0	0	0	32	3,598	539	8,038
MARYLAND	PATUXENT RIVER NAS	2	2,158	177	23	2,360	0	0	29	0	0	0	29	9,791	595	12,775
MARYLAND	USARC CUMBERLAND	0	0	0	1	1	71	200	0	0	0	0	271	4	0	276
MARYLAND	WHITE OAK NSWC DAHLGREN	284	185	93	11	573	0	5	1	0	0	0	6	382	32	993
MARYLAND	OTHER	408	76	194	407	1,085	2,985	2,137	893	294	90	14	6,413	3,425	295	11,218
MASSACHUSETTS	BARNES MAP AGS	34	0	0	2	36	164	0	0	0	1,000	0	1,164	383	0	1,583
MASSACHUSETTS	CAMP EDWARDS - NG	0	4	0	0	4	112	0	0	0	0	0	112	0	0	116
MASSACHUSETTS	ENDIST NEW ENGLAND CONCORD	2	0	0	0	2	0	0	0	0	0	0	0	496	0	498
MASSACHUSETTS	FORT DEVENS	0	2	24	0	26	0	0	0	319	0	0	319	75	6	426
MASSACHUSETTS	HANSCOM AFB	3	0	0	813	816	404	18	0	0	93	52	567	2,263	285	3,931
MASSACHUSETTS	NAV WPNS INDUS RSV PLANT	0	0	0	0	0	0	0	0	0	0	0	0	55	0	55
MASSACHUSETTS	NAVMAR RESCEN WORCHESTER MA	0	0	0	0	0	421	249	0	0	0	0	670	22	0	692
MASSACHUSETTS	NAVPRO STRAT SYS PITTSFIELD	0	7	0	1	8	33	27	0	0	0	0	60	95	0	163
MASSACHUSETTS	OTIS AGB	0	0	0	0	0	620	0	0	0	1,086	0	1,706	386	0	2,092
MASSACHUSETTS	S. BOSTON USARC	7	0	0	0	7	0	97	0	0	0	0	97	67	0	171
MASSACHUSETTS	SOUTH WEYMOUTH NAS	7	246	2	0	255	0	0	31	0	0	0	31	59	0	345
MASSACHUSETTS	USA NATICK RSCH & DEV CTR	94	0	0	2	96	204	2	0	0	0	0	206	1,236	14	1,552
MASSACHUSETTS	WESTOVER ARB AFB	2	7	111	30	150	28	477	1	313	0	2,329	3,148	595	0	3,893
MASSACHUSETTS	OTHER	137	99	48	209	493	4,055	2,367	272	228	0	4	6,926	920	106	8,445
MICHIGAN	BATTLE CREEK FEDERAL CENTER	23	0	0	0	23	0	0	0	0	0	0	0	1,289	17	1,329
MICHIGAN	BAYSHORE BOMB SCORING SITE	0	0	0	0	0	30	0	0	0	0	0	30	0	0	30
MICHIGAN	DETROIT ARSENAL	161	0	0	0	161	0	37	0	0	0	0	37	5,717	125	6,040
MICHIGAN	ENDIST DETROIT	0	0	0	0	0	0	0	0	0	0	0	0	237	0	237
MICHIGAN	FORT CUSTER TRNG CTR	0	3	0	0	3	635	310	233	0	0	0	1,178	2	0	1,183
MICHIGAN	K.I.SAWYER AFB	0	0	0	1	1	0	0	0	0	0	0	0	0	0	1
MICHIGAN	MICHIGAN ARMY MISSILE PLANT	0	0	0	0	0	0	0	0	0	0	0	0	138	0	138
MICHIGAN	NAVAL AIR FACILITY DETROIT	0	10	29	0	39	0	0	484	310	0	0	794	4	112	949
MICHIGAN	SELFRIDGE ANG BASE	39	0	0	1	40	35	0	0	0	1,443	0	1,478	1,191	0	2,709
MICHIGAN	W.K.KELLOGG REG ARPT AGS	0	0	19	0	19	0	0	1	302	796	1	1,100	140	0	1,259
MICHIGAN	OTHER	250	207	189	97	743	7,030	2,692	157	337	112	0	10,328	630	8	11,709
MINNESOTA	CAMP RIPLEY	0	0	0	0	0	1,264	0	0	0	0	0	1,264	282	0	1,546

PERSONNEL DATA FROM DDMC

MINNESOTA	DULUTH AGS	0	0	0	1	1	408	0	0	0	1,040	0	1,448	319	2	1,770
MINNESOTA	FORT SNELLING	25	124	100	4	253	18	1,299	32	210	1,202	1,353	4,114	374	0	4,741
MINNESOTA	MINN/ST PAUL IAP ARS	0	12	24	0	36	0	0	572	269	0	1	842	369	56	1,303
MINNESOTA	NAVY ASTRONAUTICS GROUP	0	0	0	0	0	538	0	0	0	0	0	538	24	0	562
MINNESOTA	TWIN CITIES ARMY AMMO PLANT	0	0	0	0	0	765	0	0	0	0	0	765	56	0	821
MINNESOTA	OTHER	140	13	5	47	205	7,934	1,877	0	0	32	2	9,845	1,001	0	11,051
MISSISSIPPI	ALLEN C THOMPSON FIELD-AGS	6	0	0	10	16	0	0	0	0	1,210	0	1,210	312	3	1,541
MISSISSIPPI	CAMP MCCAIN-NG	0	0	0	0	0	33	0	0	0	0	0	33	80	0	113
MISSISSIPPI	CAMP SHELBY	330	0	0	9	339	663	319	0	0	0	1	983	357	17	1,696
MISSISSIPPI	COLUMBUS AFB	0	0	0	1,314	1,314	0	0	0	0	0	98	98	553	184	2,149
MISSISSIPPI	GULFPORT NCBC	0	1,237	15	0	1,252	272	60	589	73	0	0	994	589	356	3,191
MISSISSIPPI	KEESLER AFB	4	269	123	4,855	5,251	0	0	18	6	2	1,345	1,371	1,453	580	8,655
MISSISSIPPI	KEY FIELD AGS	0	0	0	0	0	165	0	0	0	1,134	0	1,299	276	0	1,575
MISSISSIPPI	MERIDIAN NAS	1	625	204	1	831	0	0	202	5	0	0	207	282	185	1,505
MISSISSIPPI	MISSISSIPPI ARMY AMMO PLANT	0	0	0	0	0	93	0	0	0	0	0	93	1	0	94
MISSISSIPPI	PASCAGOULA NAVSTA	0	546	1	1	548	86	0	4	0	0	0	90	1,483	0	2,121
MISSISSIPPI	VICKSBURG ENDIST	18	0	0	1	19	0	247	0	0	0	0	247	2,863	0	3,129
MISSISSIPPI	OTHER	85	24	7	20	136	8,171	1,139	2	0	329	0	9,641	928	9	10,714
MISSOURI	AF PLANT 65	0	0	0	0	0	35	0	0	0	0	0	35	27	0	62
MISSOURI	DFAS KANSAS CITY CENTER	0	0	0	0	0	0	0	0	0	0	0	0	8	0	8
MISSOURI	FORT LEONARD WOOD	9,524	101	1,046	316	10,987	338	298	30	173	15	0	854	3,066	813	15,720
MISSOURI	JEFFERSON BARRACKS AGS	0	0	0	0	0	0	0	0	0	0	0	0	1	0	1
MISSOURI	KANSAS CITY ENDIST	6	0	0	0	6	0	0	0	0	0	0	0	900	0	906
MISSOURI	LAKE CITY ARMY AMMO PLANT	1	0	0	0	1	0	0	0	0	0	0	0	40	0	41
MISSOURI	LAMBERT ST LOUIS IAP AGS	0	0	0	0	0	0	0	0	0	2	0	2	0	0	2
MISSOURI	MCSA KANSAS CITY MO	0	0	25	0	25	0	647	0	431	0	0	1,078	48	0	1,151
MISSOURI	NAVRESCEN ST LOUIS MO	0	191	101	15	307	603	0	680	206	0	0	1,489	155	0	1,951
MISSOURI	RICHARDS-GEBAUR ARS	0	0	0	2	2	0	0	0	0	0	0	0	0	0	2
MISSOURI	ROSECRANS MEM ARPT-AGS	0	0	0	15	15	0	0	0	0	1,092	18	1,110	295	0	1,420
MISSOURI	ST LOUIS AFS	1	0	0	0	1	0	0	0	0	0	0	0	0	0	1
MISSOURI	ST LOUIS ARMY RESERVE	5	0	0	0	5	0	0	0	0	0	0	0	1	0	6
MISSOURI	ST LOUIS COAST GUARD	25	0	0	0	25	0	0	0	0	0	0	0	0	0	25
MISSOURI	ST LOUIS ENDIST	4	0	0	17	21	0	0	0	0	0	3	3	822	0	846
MISSOURI	ST LOUIS FEDERAL CENTER	0	0	0	0	0	198	493	0	0	0	0	691	86	0	777
MISSOURI	WHITEMAN AFB	1	0	0	3,678	3,679	493	0	0	0	709	1,092	2,294	1,126	260	7,359
MISSOURI	OTHER	205	27	106	63	401	7,673	3,312	449	146	469	3	12,052	1,284	36	13,773
MONTANA	FORT MISSOULA USARC	0	0	0	0	0	0	0	0	0	0	0	0	16	0	16
MONTANA	FORT WILLIAM H. HARRISON	2	0	0	0	2	560	235	51	0	37	0	883	333	0	1,218
MONTANA	MALMSTROM AFB	0	0	0	3,187	3,187	44	0	0	0	116	22	182	877	200	4,446
MONTANA	OTHER	58	5	9	18	90	2,005	460	53	66	838	0	3,422	98	0	3,610
NEBRASKA	CORNHUSKER ARMY AMMO PLANT	0	0	0	0	0	282	0	0	0	0	0	282	36	0	318
NEBRASKA	ENDIST OMAHA NE	15	0	0	25	40	0	0	0	0	0	0	0	1,341	0	1,381
NEBRASKA	LINCOLN MAP AGS	0	0	0	0	0	830	0	0	0	906	0	1,736	505	3	2,244
NEBRASKA	MEAD FAC NG	0	0	0	0	0	0	0	0	0	0	0	0	19	0	19
NEBRASKA	OFFUTT AFB	104	397	38	5,503	6,042	133	79	298	0	77	261	848	2,626	394	9,910
NEBRASKA	USCG ELIZABETH CITY NC	3	1	0	0	4	27	0	0	0	0	0	27	0	0	31
NEBRASKA	OTHER	64	10	21	21	116	2,141	1,255	1	127	1	0	3,525	75	1	3,717
NEVADA	FALLON NAS	1	827	10	3	841	98	0	40	0	0	0	138	250	367	1,596
NEVADA	HAWTHORNE ARMY AMMO PLANT	1	0	0	0	1	0	0	0	0	0	0	0	30	0	31
NEVADA	NELLIS AFB	34	0	0	9,210	9,244	0	39	0	0	61	1,203	1,303	1,531	0	12,078
NEVADA	OTHER	124	6	19	23	172	3,078	1,592	354	199	1,083	2	6,308	641	819	7,940
NEW HAMPSHIRE	ARMY COLD REGIONS RSCH LAB	0	0	0	0	0	0	0	0	0	0	0	0	212	0	212
NEW HAMPSHIRE	NEW BOSTON AFS	37	0	0	0	37	0	0	1	0	0	0	1	25	0	63
NEW HAMPSHIRE	PEASE AGB	0	0	0	121	121	0	0	0	0	1,091	0	1,091	310	2	1,524
NEW HAMPSHIRE	PORTSMOUTH NAV SHIPYD	2	1,058	93	0	1,153	51	42	2	0	0	0	95	5,978	112	7,338
NEW HAMPSHIRE	STATE MIL. RESERVATION	3	0	0	1	4	480	0	0	0	40	0	520	205	0	729
NEW HAMPSHIRE	OTHER	8	20	8	27	63	1,140	959	243	206	0	2	2,550	193	0	2,806
NEW JERSEY	EARLE NAVWEAPSTA	1	151	100	0	252	0	0	203	0	0	0	203	187	70	712
NEW JERSEY	FORT DIX	330	6	222	263	821	453	2,452	821	762	0	7	4,495	1,621	405	7,342
NEW JERSEY	FORT MONMOUTH	0	0	17	0	17	0	57	1	207	0	0	265	2	0	284
NEW JERSEY	LAKEHURST NAV AIR ENGR CTR	65	231	0	2	298	492	41	1	0	0	0	534	1,742	79	2,653
NEW JERSEY	MCGUIRE AFB	7	6	0	4,160	4,173	0	119	209	0	2,417	2,364	5,109	1,842	289	11,413
NEW JERSEY	PICATINNY ARSENAL	112	3	13	2	130	258	193	1	191	0	0	643	4,127	263	5,163
NEW JERSEY	OTHER	120	46	4	62	232	4,826	1,298	0	0	10	6	6,140	1,241	3	7,616
NEW MEXICO	CANNON AFB	0	0	1	4,700	4,701	55	0	0	0	0	35	90	482	301	5,574
NEW MEXICO	DEF NUCLEAR AGCY	0	0	0	2	2	0	0	0	0	0	0	0	5	0	7
NEW MEXICO	HOLLOMAN AFB	4	0	0	3,721	3,725	0	0	0	0	0	93	93	801	388	5,007
NEW MEXICO	KIRTLAND AFB	91	30	13	3,144	3,278	0	366	188	73	948	108	1,683	3,095	419	8,475
NEW MEXICO	WHITE SANDS MISSILE RANGE	195	20	0	123	338	0	0	0	0	0	2	2	1,457	122	1,919
NEW MEXICO	OTHER	83	8	69	30	190	2,764	473	1	0	60	0	3,298	349	15	3,852
NEW YORK	*1ST MARINE CORPS DISTRICT	0	163	199	0	362	0	0	37	355	0	0	392	208	12	974
NEW YORK	ENDIST BUFFALO NY	4	0	0	0	4	0	0	0	0	0	0	0	370	0	374
NEW YORK	ENDIST NEW YORK NY	10	0	0	0	10	0	20	0	0	0	0	20	123	0	153
NEW YORK	FORT DRUM	14,961	0	0	157	15,118	121	255	0	0	22	2	400	1,858	658	18,034
NEW YORK	FORT HAMILTON	174	2	0	3	179	580	2,337	0	0	0	0	2,917	351	216	3,663
NEW YORK	GRIFFISS NOAD ANG	0	1	0	59	60	0	0	0	0	360	10	370	1,685	3	2,118
NEW YORK	HANCOCK FIELD AGS	4	5	21	1	31	425	293	208	144	1,109	0	2,179	491	0	2,701
NEW YORK	LATHAM COMPLEX (ST HQS)	1	0	0	0	1	746	0	0	0	0	0	746	282	0	1,029
NEW YORK	LOCKPORT AFS	0	0	0	0	0	64	0	0	0	0	0	64	0	0	64

PERSONNEL DATA FROM DDMC

NEW YORK	MONTAUK	0	0	0	0	0	0	0	0	0	0	0	0	0	0	0	0	0	0
NEW YORK	NAVAL STATION BROOKLYN NY	0	1	0	0	1	0	0	0	0	0	0	0	0	19	0	0	0	20
NEW YORK	NAVAL STATION STATEN ISLAND	0	1	0	0	1	0	808	0	0	0	0	0	808	0	15	0	0	824
NEW YORK	NIAGARA FALLS IAP-ARS	6	1	0	2	9	131	340	0	0	588	1,349	2,408	509	60	0	0	0	2,986
NEW YORK	PFC ROBERT J. MANVILLE USARC	1	4	0	0	5	36	0	0	0	0	0	0	36	0	0	0	0	41
NEW YORK	PLATTSBURGH AFB	0	32	0	2	34	0	69	1	0	0	0	0	70	26	12	0	0	142
NEW YORK	SCHENECTADY ARPT-AGS	0	13	0	1	14	375	0	0	0	1,159	0	1,534	244	0	0	0	0	1,792
NEW YORK	SCOTIA NAVAL ADM BALLSTON	0	1,677	1	15	1,693	0	0	166	0	0	7	173	268	12	0	0	0	2,146
NEW YORK	STEWART NEWBURGH USARC	1	0	243	4	248	233	185	0	422	1,378	0	2,218	266	0	0	0	0	2,732
NEW YORK	SUFFOLK CTY ARPT-AGS	0	0	0	0	0	0	0	0	0	1,050	0	1,050	217	0	0	0	0	1,267
NEW YORK	US MISSIONS-UNITED NATIONS	4	0	1	0	5	0	0	0	0	0	0	0	0	25	0	0	0	30
NEW YORK	USCG NIAGARA NY	0	0	0	0	0	0	0	0	0	0	0	0	0	0	0	0	0	0
NEW YORK	WATERVLIET ARSENAL	46	0	82	0	128	161	0	0	0	0	0	161	814	18	0	0	0	1,121
NEW YORK	WEST POINT MILRES	1,509	0	1	6	1,516	0	21	0	0	0	0	21	2,286	897	0	0	0	4,720
NEW YORK	OTHER	525	96	124	134	879	7,245	3,754	1,260	973	0	7	13,239	856	1	0	0	0	14,975
NORTH CAROLINA	BADIN AGS	0	0	0	0	0	0	0	0	0	0	0	0	0	4	0	0	0	4
NORTH CAROLINA	CAMP LEJEUNE MCB	22	3,384	32,644	1	36,051	0	1	30	807	0	0	838	3,519	2,412	0	0	0	42,820
NORTH CAROLINA	CHARLOTTE/DOUGLAS IAP AGS	0	0	0	0	0	0	451	0	0	0	1,202	1,653	400	0	0	0	0	2,053
NORTH CAROLINA	CHERRY POINT MCAS	0	0	7,668	2	7,670	0	0	0	12	0	0	12	1,163	0	0	0	0	8,845
NORTH CAROLINA	CHERRY POINT NAVAL AVIATION DE	0	374	0	0	374	0	0	0	0	0	0	0	3,679	634	0	0	0	4,687
NORTH CAROLINA	FORSYTH MEM HOSP	42	0	0	0	42	369	0	0	0	0	0	369	14	0	0	0	0	425
NORTH CAROLINA	FORT BRAGG	44,551	258	7	338	45,154	1,399	3,074	59	0	0	4	4,536	10,625	1,951	0	0	0	62,266
NORTH CAROLINA	NEW RIVER MCAS	0	43	6,547	22	6,612	111	0	0	7	0	1	119	150	0	0	0	0	6,881
NORTH CAROLINA	POPE AFB	0	0	0	1,594	1,594	0	0	0	0	0	128	128	253	0	0	0	0	1,975
NORTH CAROLINA	SEYMOUR JOHNSON AFB	2	0	0	4,186	4,188	182	0	0	0	0	1,702	1,884	755	275	0	0	0	7,102
NORTH CAROLINA	SUNNYPOINT MIL OCEAN TERM	1	0	0	0	1	0	0	0	0	0	0	0	235	0	0	0	0	236
NORTH CAROLINA	USARC OAK RIDGE	0	0	0	0	0	0	0	0	0	0	0	0	1	0	0	0	0	1
NORTH CAROLINA	WADESBORO AGS	0	0	0	0	0	0	121	0	0	0	0	121	0	0	0	0	0	121
NORTH CAROLINA	OTHER	389	250	156	147	942	8,380	4,157	1,048	550	338	5	14,478	1,492	53	0	0	0	16,965
NORTH DAKOTA	FARGO/HECTOR FIELD	4	2	3	9	18	455	215	63	0	882	0	1,615	307	0	0	0	0	1,940
NORTH DAKOTA	GRAND FORKS AFB	0	0	0	1,590	1,590	355	0	0	0	0	12	367	410	166	0	0	0	2,533
NORTH DAKOTA	MINOT AFB	5	0	0	5,507	5,512	186	0	0	0	103	19	308	938	345	0	0	0	7,103
NORTH DAKOTA	OTHER	12	5	5	6	28	1,994	132	1	55	22	0	2,204	89	0	0	0	0	2,321
OHIO	AF PLANT 27	0	0	0	0	0	0	0	0	0	0	0	0	2	0	0	0	0	2
OHIO	AF PLANT 47	0	0	0	0	0	0	0	0	0	0	0	0	1	0	0	0	0	1
OHIO	BROOKLYN USARC	0	0	60	5	65	0	0	0	0	0	0	0	2	0	0	0	0	67
OHIO	COLUMBUS DEF DEPOT	55	21	0	0	76	0	0	3	0	0	0	3	104	0	0	0	0	183
OHIO	COLUMBUS-BEIGHTLER (TAG)	1	0	0	0	1	562	0	0	0	0	0	562	418	0	0	0	0	981
OHIO	DFAS CLEVELAND CENTER	0	0	0	0	0	0	0	0	0	0	0	0	2,427	0	0	0	0	2,427
OHIO	DFAS COLUMBUS CENTER	13	177	4	0	194	952	1,393	39	0	0	0	2,384	6,242	0	0	0	0	8,820
OHIO	ELECTRONICS CTR - DAYTON	0	0	0	0	0	0	0	0	0	0	0	0	0	68	0	0	0	68
OHIO	LIMA ARMY TANK CTR	2	0	0	0	2	124	120	0	0	0	0	244	75	0	0	0	0	321
OHIO	MANSFIELD LAHM AIRPORT ANG	0	0	0	0	0	201	50	0	1,179	0	1,430	306	0	0	0	0	0	1,736
OHIO	NAVMAR RESCEN YOUNGSTOWN OH	0	1	5	0	6	0	0	50	80	0	0	130	2	0	0	0	0	138
OHIO	NAVY FINANCE CENTER	50	14	14	0	78	0	24	0	0	0	0	24	14	0	0	0	0	116
OHIO	NAVY RECRUITING AREA4 COLUMBU	0	0	2	0	2	0	0	0	0	0	0	0	3	0	0	0	0	5
OHIO	NEWARK AFS	0	0	0	1	1	229	0	0	0	0	0	229	0	0	0	0	0	230
OHIO	PORT CLINTON IND PARK	0	0	0	0	0	39	0	0	0	166	0	205	38	0	0	0	0	243
OHIO	RAVENNA ARMY AMMO PLANT	0	0	0	0	0	0	0	0	0	0	0	0	2	0	0	0	0	2
OHIO	RICKENBACKER IAP	0	3	7	0	10	646	251	487	175	1,151	0	2,710	317	0	0	0	0	3,037
OHIO	SP FLD-BECKLEY MAP AGS	0	0	0	4	4	0	0	0	0	1,106	0	1,106	377	0	0	0	0	1,487
OHIO	TOLEDO EXPRESS ARPT-AGS	0	0	0	1	1	0	0	0	0	1,049	0	1,049	330	0	0	0	0	1,380
OHIO	WRIGHT-PATTERSON AFB	12	22	13	5,284	5,331	506	51	0	150	3	2,287	2,997	13,891	740	0	0	0	22,959
OHIO	YOUNGSTOWN MAP ARS	0	0	0	2	2	0	0	0	0	0	1,370	1,370	353	0	0	0	0	1,725
OHIO	ZANESVILLE AGS	0	0	0	0	0	0	0	0	0	109	0	109	14	0	0	0	0	123
OHIO	OTHER	334	22	69	135	560	8,149	3,622	642	617	206	20	13,256	1,055	90	0	0	0	14,961
OKLAHOMA	ALTUS AFB	0	0	0	1,299	1,299	95	0	0	0	0	63	158	1,195	172	0	0	0	2,824
OKLAHOMA	ENDIST TULSA OK	4	0	0	0	4	0	0	0	0	0	0	0	392	3	0	0	0	399
OKLAHOMA	FORT SILL	11,473	0	246	3	11,722	589	533	0	33	8	0	1,163	2,021	700	0	0	0	15,606
OKLAHOMA	MCALESTER ARMY AMMO PLANT	1	0	0	0	1	202	0	0	0	0	0	202	1,693	65	0	0	0	1,961
OKLAHOMA	TINKER AFB	7	1,297	84	4,301	5,689	43	0	294	126	1,042	1,641	3,146	17,076	518	0	0	0	26,429
OKLAHOMA	TULSA INTERNATIONAL AIRPORT	0	0	0	1	1	0	0	0	0	1,164	0	1,164	364	0	0	0	0	1,529
OKLAHOMA	VANCE AFB	0	16	0	1,201	1,217	159	33	0	0	0	84	276	323	65	0	0	0	1,881
OKLAHOMA	OTHER	180	11	19	68	278	5,745	1,725	162	194	40	35	7,901	451	0	0	0	0	8,630
OREGON	COOS HEAD NAVFAC	0	0	0	0	0	65	0	0	0	0	0	65	0	0	0	0	0	65
OREGON	PORTLAND IAP AGS	0	119	0	0	119	269	0	24	0	1,181	110	1,584	1,267	0	0	0	0	2,970
OREGON	SALEM ARMORY	0	0	0	0	0	92	0	0	0	0	0	92	13	0	0	0	0	105
OREGON	UMATILLA DEPOT	0	0	0	0	0	108	0	0	0	0	0	108	3	0	0	0	0	111
OREGON	OTHER	116	44	117	133	410	5,290	595	463	344	1,092	3	7,787	1,607	2	0	0	0	9,806
PENNSYLVANIA	CARLISLE BARRACKS	464	16	17	28	525	1,045	56	1	1	0	0	1,103	697	246	0	0	0	2,571
PENNSYLVANIA	CHARLES KELLY SPT FACILITY	8	0	0	0	8	0	0	0	0	0	0	0	0	0	0	0	0	8
PENNSYLVANIA	DEFENSE DIST DEPOT SUSQUEHANNA	101	9	145	27	282	0	325	2	25	0	5	357	2,925	160	0	0	0	3,724
PENNSYLVANIA	DEFENSE SUPPLY CTR PHILA	66	232	11	0	309	0	16	36	1	0	0	53	4,415	0	0	0	0	4,777
PENNSYLVANIA	GR. PITTS IAP-AGS	19	3	1	1	24	0	1,000	13	0	1,197	1,207	3,417	805	32	0	0	0	4,278
PENNSYLVANIA	HARRISBURG OLMSTED IAP-AGS	0	0	0	1	1	0	0	0	0	1,101	0	1,101	311	0	0	0	0	1,413
PENNSYLVANIA	LETTERKENNY ARMY DEPOT	2	0	0	1	3	97	411	0	0	0	0	508	1,908	0	0	0	0	2,419
PENNSYLVANIA	NAV SHIPS PARTS CTRL CTR ICP	4	116	8	18	146	0	117	8	0	0	0	125	2,982	49	0	0	0	3,302
PENNSYLVANIA	NAVAL BASE PHILADELPHIA	0	5	0	0	5	0	0	0	0	0	0	0	2,587	54	0	0	0	2,646
PENNSYLVANIA	PERSONNEL CTR - PHILA	0	0	1	8	9	0	0	0	0	0	4	4	3	0	0	0	0	16

PERSONNEL DATA FROM DDMC

PENNSYLVANIA	PITTSBURGH MEPS / ENDIST	20	189	88	0	297	0	0	21	0	0	0	21	826	0	1,144
PENNSYLVANIA	SCRANTON ARMY AMMO PLANT	0	0	0	0	0	0	0	0	0	0	0	0	11	0	11
PENNSYLVANIA	STATE COLLEGE ANG STA	33	0	1	12	46	0	0	0	0	132	0	132	56	1	235
PENNSYLVANIA	TOBYHANNA ARMY DEPOT	26	0	0	0	26	45	182	0	0	0	0	227	2,868	83	3,204
PENNSYLVANIA	USARC FT INDIANTOWN GAP	0	0	0	0	0	0	0	0	0	0	0	0	793	0	793
PENNSYLVANIA	WILLOW GROVE NAS	0	4	0	0	4	103	1	0	0	885	0	989	184	0	1,177
PENNSYLVANIA	WYOMING VALLEY ANG CTR	0	0	11	0	11	0	0	0	83	0	0	83	0	0	94
PENNSYLVANIA	OTHER	265	87	107	124	583	11,220	5,882	776	1,248	84	9	19,219	1,225	64	21,091
RHODE ISLAND	ARMORY OF MOUNTED COMMANDS	92	0	0	0	92	158	0	0	0	0	0	158	1	0	251
RHODE ISLAND	COVENTRY AGS	0	0	0	0	0	56	0	0	0	0	0	56	1	0	57
RHODE ISLAND	NAVAL STATION NEWPORT	22	2,303	219	61	2,605	0	354	661	2	0	1	1,018	4,175	280	8,078
RHODE ISLAND	NG/RSV WARWICK	33	0	0	0	33	162	0	0	0	0	0	162	8	0	203
RHODE ISLAND	PROVIDENCE PRT	0	0	1	3	4	0	0	0	0	0	2	2	60	0	66
RHODE ISLAND	QUONSET STATE AIRPORT AGS	0	0	0	0	0	216	0	0	0	985	0	1,201	261	0	1,462
RHODE ISLAND	OTHER	8	0	10	2	20	1,440	204	1	99	107	0	1,851	183	132	2,186
SOUTH CAROLINA	BEAUFORT MCAS	0	678	3,424	3	4,105	0	0	1	0	0	0	1	789	28	4,923
SOUTH CAROLINA	CHARLESTON AFB	8	0	11	3,427	3,446	1,505	0	10	148	1,311	2,174	5,148	2,013	331	10,938
SOUTH CAROLINA	CHARLESTON NAVSTA	35	126	73	2	236	352	599	294	117	0	0	1,362	49	0	1,647
SOUTH CAROLINA	FORT JACKSON	10,754	58	3	23	10,838	0	1,891	151	0	0	5	2,047	3,143	1,075	17,103
SOUTH CAROLINA	MYRTLE BEACH AFB	0	0	0	1	1	58	24	0	0	0	0	82	0	0	83
SOUTH CAROLINA	NAVAL HOSPITAL CHARLESTON	0	1	0	0	1	0	0	17	0	0	0	17	0	216	234
SOUTH CAROLINA	NV WEAPONS STATION CHARLESTON	11	5,955	8	1	5,975	0	0	2	0	0	0	2	4,364	0	10,341
SOUTH CAROLINA	PARRIS ISLAND MCRD	7	55	6,970	0	7,032	0	0	0	748	0	0	748	438	21	8,239
SOUTH CAROLINA	SHAW AFB	940	0	0	4,061	5,001	0	128	0	0	2	116	246	645	363	6,255
SOUTH CAROLINA	THE CITADEL	18	21	22	0	61	42	0	0	0	0	0	42	4	0	107
SOUTH CAROLINA	OTHER	108	20	118	57	303	7,161	1,724	138	107	34	2	9,166	728	767	10,964
SOUTH DAKOTA	ELLSWORTH AFB	8	0	0	3,154	3,162	18	0	0	0	0	23	41	807	0	4,010
SOUTH DAKOTA	SIOUX FALLS CTR	6	0	0	0	6	418	0	0	0	0	0	418	329	2	755
SOUTH DAKOTA	OTHER	52	4	0	13	69	2,689	355	85	0	1,044	0	4,173	107	298	4,647
TENNESSEE	ALCOA AGS	0	0	0	2	2	0	0	0	0	130	0	130	1	0	133
TENNESSEE	ARNOLD AFB	0	0	0	48	48	0	0	0	0	0	1	1	341	66	456
TENNESSEE	HOLSTON ARMY AMMO PLANT	0	0	0	0	0	0	0	0	0	0	0	0	30	0	30
TENNESSEE	LOVELL FIELD	34	0	0	0	34	0	25	0	0	112	0	137	14	0	185
TENNESSEE	MCGHEE TYSON ARPT-AGS	0	0	0	0	0	0	0	0	0	0	0	0	384	0	384
TENNESSEE	MEMPHIS IAP AGS	0	0	0	0	0	210	0	0	0	975	0	1,185	769	124	2,078
TENNESSEE	MILAN ARMY AMMO PLANT	0	0	0	0	0	88	0	0	0	0	0	88	21	0	109
TENNESSEE	NASHVILLE METRO ARPT-AGS	0	0	0	0	0	268	0	0	0	1,032	0	1,300	957	1	2,258
TENNESSEE	NAVAL SUPPORT ACTIVITY MID-SOU	32	481	9	1	523	161	884	393	109	0	0	1,547	1,472	570	4,112
TENNESSEE	VOLUNTEER ARMY AMMO PLANT	0	0	0	0	0	0	0	0	0	0	0	0	33	2	35
TENNESSEE	OTHER	268	918	151	107	1,444	8,824	2,926	838	600	1,127	1	14,316	1,321	600	17,681
TEXAS	BROOKS AFB	0	0	0	0	0	0	0	0	0	0	0	0	4	0	4
TEXAS	CAMP SWIFT	0	0	0	0	0	241	0	0	0	0	0	241	36	0	277
TEXAS	CORPUS CHRISTI ARMY DEPOT	10	0	0	0	10	0	19	0	0	0	0	19	3,044	0	3,073
TEXAS	CORPUS CHRISTI COAST GUARD	0	0	0	0	0	0	0	0	0	0	0	0	0	0	0
TEXAS	CORPUS CHRISTI NAS	0	966	401	2	1,369	0	0	314	81	0	0	395	710	0	2,474
TEXAS	DALLAS NAS	0	0	0	0	0	0	0	0	0	0	0	0	25	0	25
TEXAS	DYESS AFB	3	0	10	4,208	4,221	152	19	2	100	1	151	425	456	254	5,356
TEXAS	ENDIST FORT WORTH TX	56	0	0	0	56	0	0	0	0	0	0	0	979	0	1,035
TEXAS	ENDIST GALVESTON TX	3	0	14	0	17	0	0	1	179	0	0	180	317	0	514
TEXAS	FORT BLISS	25,203	5	14	324	25,546	0	152	0	1	96	11	260	3,978	1,682	31,466
TEXAS	FORT HOOD	36,059	0	0	332	36,391	249	550	0	0	0	6	805	5,373	1,542	44,111
TEXAS	FORT SAM HOUSTON	7,915	2,528	19	0	10,462	0	589	103	0	0	0	692	9,307	1,199	21,660
TEXAS	FORT WORTH USARC	0	3	2	43	48	280	519	0	0	0	3	802	733	375	1,958
TEXAS	GALVESTON COAST GUARD	0	7	0	0	7	0	0	0	0	0	0	0	0	0	7
TEXAS	GARLAND AGS	0	0	0	0	0	0	0	0	0	132	0	132	4	0	136
TEXAS	GOODFELLOW AFB	637	92	301	2,165	3,195	0	0	0	7	1	21	29	635	0	3,859
TEXAS	KELLY AFB	0	3	0	6	9	0	0	0	0	0	0	0	126	337	472
TEXAS	KINGSVILLE NAS	3	360	0	0	363	104	42	12	1	0	0	159	140	103	765
TEXAS	LA PORTE AGS	2	0	0	0	2	0	0	0	0	0	0	0	593	0	595
TEXAS	LACKLAND AFB	607	708	59	20,158	21,532	0	151	30	12	955	3,076	4,224	8,012	1,284	35,052
TEXAS	LAUGHLIN AFB	0	0	0	1,288	1,288	0	0	0	0	0	82	82	937	171	2,478
TEXAS	LONGHORN ARMY AMMO PLANT	0	0	0	0	0	0	0	0	0	0	0	0	7	0	7
TEXAS	LYNDON B. JOHNSON SPACE CTR	3	7	2	9	21	0	0	0	0	1,106	2	1,108	378	0	1,507
TEXAS	NAS JRB FT WORTH TX	2	232	487	159	880	0	605	2,074	1,366	975	1,709	6,729	892	0	8,501
TEXAS	NAVY RECRUITING AREA 7 DALLAS	0	0	0	0	0	0	0	0	0	0	0	0	394	0	394
TEXAS	RANDOLPH AFB	0	1	0	2,648	2,649	65	0	0	0	25	448	538	4,570	607	8,364
TEXAS	RED RIVER DEPOT	7	0	9	3	19	0	0	2	91	0	0	93	3,059	0	3,171
TEXAS	SAN ANTONIO CALLAGHAN USAREC	6	0	0	0	6	0	0	0	0	0	0	0	0	0	6
TEXAS	SHEPPARD AFB	21	59	0	5,893	5,973	0	0	31	0	3	97	131	1,126	477	7,707
TEXAS	OTHER	1,245	1,112	568	357	3,282	17,100	15,660	2,490	1,411	77	24	36,762	2,114	3,200	45,358
UTAH	AF PLANT 78	0	0	0	0	0	0	0	0	0	0	0	0	7	0	7
UTAH	CAMP W G WILLIAMS	0	0	13	0	13	1,379	0	1	149	0	0	1,529	91	6	1,639
UTAH	DEF DIST DEPOT OGDEN UTAH	0	0	0	1	1	0	0	0	0	0	0	0	118	0	119
UTAH	DUGWAY PROVING GROUND	29	0	0	2	31	0	0	0	0	0	0	0	550	22	603
UTAH	HILL AFB	14	0	0	3,738	3,752	0	0	0	0	2	1,351	1,353	12,826	458	18,389
UTAH	SALT LAKE CITY IAP AGS	0	0	0	0	0	185	0	0	0	1,411	0	1,596	602	0	2,198
UTAH	TOOELE ARMY DEPOT	1	0	0	0	1	123	0	0	0	0	0	123	481	30	635
UTAH	OTHER	128	23	79	53	283	3,722	1,440	1	0	40	3	5,206	591	22	6,102
VERMONT	BURLINGTON IAP-AGS	29	0	0	46	75	266	0	0	0	970	0	1,236	331	0	1,642

PERSONNEL DATA FROM DMDC

VERMONT	ETHAN ALLEN FACILITY	0	0	0	0	0	536	0	0	0	0	0	0	536	12	0	548
VERMONT	TS CAMP JOHNSON GUARD	0	0	0	0	0	446	17	0	0	0	0	0	463	217	0	680
VERMONT	OTHER	16	8	6	7	37	1,424	140	50	0	66	0	1,680	52	0	1,769	
VIRGINIA	CAMERON STATION	38	0	0	0	38	0	15	0	0	0	0	15	0	35	88	
VIRGINIA	DAM NECK TRNG CTR ATLANTIC	3	2,960	243	6	3,212	542	0	203	346	0	0	1,091	1,289	2,465	8,057	
VIRGINIA	DEFENSE HEALTH AGENCY HQ	0	0	0	0	0	0	0	0	0	0	0	0	1,205	0	1,205	
VIRGINIA	FORT A.P. HILL	35	0	0	0	35	165	165	0	0	0	0	330	245	50	660	
VIRGINIA	FORT BELVOIR	3,379	618	90	396	4,483	386	2,324	5	8	0	76	2,799	10,836	1,152	19,270	
VIRGINIA	FORT EUSTIS	4,723	35	4	51	4,813	0	1,133	1	0	0	8	1,142	2,379	567	8,901	
VIRGINIA	FORT LEE	6,604	10	520	468	7,602	0	422	0	83	0	11	516	3,699	685	12,502	
VIRGINIA	FORT MONROE	0	0	0	0	0	0	0	0	0	0	0	0	164	0	164	
VIRGINIA	FORT MYER	2,358	0	2	1	2,361	0	6	3	0	0	1	10	5,902	440	8,713	
VIRGINIA	FORT STORY	599	3,562	288	0	4,449	0	857	2,399	175	0	0	3,431	431	6	8,317	
VIRGINIA	HQTRS MARCORPS	0	8	143	0	151	0	0	1	2	0	0	3	195	0	349	
VIRGINIA	LANGLEY AFB	7	1	1	7,047	7,056	0	0	0	0	909	860	1,769	2,714	538	12,077	
VIRGINIA	LITTLE CREEK NAV AMPHIB BASE	0	1,097	0	0	1,097	0	0	0	0	0	0	0	408	0	1,505	
VIRGINIA	MCCDC QUANTICO VA	81	450	6,831	220	7,582	0	12	3	347	0	36	398	5,409	1,356	14,745	
VIRGINIA	NAVAL MEDICAL CTR PORTSMOUTH	0	3,003	17	0	3,020	0	0	14	0	0	0	14	2,208	0	5,242	
VIRGINIA	NAVSURFWEAPCEN DAHLGREN	0	739	1	20	760	0	0	3	0	0	0	3	4,579	227	5,569	
VIRGINIA	NORFOLK ENDIST	3	0	0	0	3	0	0	0	0	0	0	0	374	0	377	
VIRGINIA	NORFOLK NAV SHIPYD	0	89	0	0	89	0	0	48	0	0	0	48	10,772	0	10,909	
VIRGINIA	NORFOLK NAVAL BASE	1,840	49,126	4,344	1,206	56,516	0	69	1,403	135	0	81	1,688	14,382	1,938	74,524	
VIRGINIA	NORFOLK NSC	5	280	193	1	479	0	0	242	0	0	0	242	82	4	807	
VIRGINIA	NSGA NORTHWEST	0	262	269	0	531	0	0	0	0	0	0	0	104	221	856	
VIRGINIA	OCEANA NAS	0	4,355	168	5	4,528	0	0	420	3	0	0	423	817	0	5,768	
VIRGINIA	PENTAGON	2,644	1,459	978	2,690	7,771	0	333	126	30	75	619	1,183	8,961	8	17,923	
VIRGINIA	RADFORD ARMY AMMO PLANT	1	0	0	0	1	0	0	0	0	0	0	0	23	0	24	
VIRGINIA	RICHMOND DEF DEPOT	22	182	13	24	241	0	32	49	0	67	8	156	2,888	48	3,333	
VIRGINIA	RICHMOND IAP AGS	0	0	0	0	0	509	0	0	0	17	0	526	120	0	646	
VIRGINIA	USCG ALEXANDRIA VA	12	0	0	0	12	0	0	0	0	0	0	0	0	0	12	
VIRGINIA	USCG CAPE CHARLES VA	0	0	0	0	0	0	0	0	0	0	0	0	0	0	0	
VIRGINIA	USCG HAMPTON ROADS VA	0	13	0	39	52	0	0	10	0	0	0	10	0	0	62	
VIRGINIA	USCG YORKTOWN VA	0	1	0	0	1	0	0	0	0	0	0	0	0	0	1	
VIRGINIA	WALLOPS ISLAND	0	70	0	0	70	0	0	0	0	0	0	0	61	23	154	
VIRGINIA	YORKTOWN NAVWEAPSTA	24	4,057	310	2	4,393	0	0	9	0	0	0	9	952	1,083	6,437	
VIRGINIA	OTHER	2,183	1,634	226	1,442	5,485	4,682	2,641	487	440	280	236	8,766	9,661	193	24,105	
WASHINGTON	BELLINGHAM MAP	0	0	0	1	1	0	0	0	0	0	0	0	2	0	3	
WASHINGTON	ENDIST SEATTLE WA	0	0	0	0	0	0	0	0	0	0	0	0	633	0	633	
WASHINGTON	ENDIST WALLA WALLA WA	7	0	0	0	7	58	0	0	0	0	0	58	929	0	994	
WASHINGTON	FAIRCHILD AFB	6	0	0	2,786	2,792	372	540	0	0	955	21	1,888	958	326	5,964	
WASHINGTON	FORT LEWIS	27,354	9	43	239	27,645	1,916	2,805	8	425	687	3	5,844	6,913	1,966	42,368	
WASHINGTON	MCCHORD AFB	2	6	0	2,873	2,881	0	0	0	0	358	1,942	2,300	660	173	6,014	
WASHINGTON	NAVAL BASE KITSAP-BANGOR	11	5,099	437	0	5,547	0	0	580	0	0	0	580	2,075	412	8,614	
WASHINGTON	NAVAL BASE KITSAP-BREMERTON	6	7,480	0	0	7,486	0	0	265	0	0	0	265	16,138	71	23,960	
WASHINGTON	NAVAL HOSPITAL BREMERTON	0	684	0	0	684	118	0	2	0	0	0	120	436	516	1,756	
WASHINGTON	NAVAL STATION EVERETT	2	1,741	0	0	1,743	0	0	335	0	0	0	335	276	145	2,499	
WASHINGTON	SEATTLE AGB	0	0	0	8	8	147	0	0	0	0	2	149	74	0	231	
WASHINGTON	SPOKANE IAP AGS	0	0	0	0	0	140	0	0	0	0	0	140	0	0	140	
WASHINGTON	VANCOUVER BARRACKS	0	0	0	0	0	0	1	0	0	0	0	1	33	3	37	
WASHINGTON	WHIDBEY ISLAND NAS	0	5,764	8	28	5,800	0	0	692	0	0	0	692	596	592	7,680	
WASHINGTON	OTHER	338	193	118	147	796	3,227	2,733	234	154	0	8	6,356	650	135	7,937	
WEST VIRGINIA	SHEPHERD FLD AGS (EWRVA)	0	0	0	9	9	123	27	0	0	1,009	0	1,159	300	3	1,471	
WEST VIRGINIA	YEAGER ARPT AGS	0	0	0	0	0	284	0	0	0	1,123	0	1,407	386	3	1,796	
WEST VIRGINIA	OTHER	40	6	91	19	156	3,690	1,579	74	83	36	0	5,462	1,048	0	6,666	
WISCONSIN	BADGER ARMY AMMO PLANT	0	0	0	0	0	0	0	0	0	0	0	0	1	0	1	
WISCONSIN	CAMP DOUGLAS	0	0	0	0	0	296	0	0	0	0	0	296	7	0	303	
WISCONSIN	FORT MCCOY	245	0	0	0	245	190	644	0	0	0	0	834	1,821	0	2,900	
WISCONSIN	GEN BILLY MITCHELL FIELD/RSV C	0	4	9	11	24	0	0	120	169	869	0	1,158	357	0	1,539	
WISCONSIN	TRUAX FIELD ANG STA	1	2	7	19	29	1,118	342	116	161	1,122	0	2,859	507	0	3,395	
WISCONSIN	VOLK FIELD ANG BASE	0	0	0	0	0	0	0	0	0	281	0	281	46	0	327	
WISCONSIN	OTHER	173	26	91	48	338	5,748	2,890	143	134	36	0	8,951	801	255	10,345	
WYOMING	BOULDER RESEARCH SITE	0	0	0	0	0	0	0	0	0	0	0	0	1	0	1	
WYOMING	CAMP GUERNSEY	0	0	0	49	49	160	0	0	0	0	0	160	63	0	272	
WYOMING	FRANCIS E WARREN AFB	30	0	0	2,924	2,954	97	0	69	0	1,176	36	1,378	616	224	5,172	
WYOMING	OTHER	8	0	0	7	15	838	83	0	0	0	0	921	31	0	967	
AMERICAN SAMOA	OTHER	0	0	0	0	0	0	0	0	0	0	0	0	10	20	30	
BAHAMAS, THE	OTHER	1	48	0	0	49	0	0	0	0	0	0	0	0	0	49	
GUAM	ANDERSON AFB GUAM	106	385	0	2,014	2,505	0	0	0	0	352	281	633	101	0	3,239	
GUAM	NAVAL HOSPITAL GUAM	0	565	0	0	565	0	0	0	0	0	0	0	105	0	670	
GUAM	NAVAL STATION GUAM	0	1,696	0	1	1,697	0	0	3	0	0	0	3	932	0	2,632	
GUAM	OTHER	63	41	0	2	106	1,085	0	2	0	19	0	1,106	948	1,209	3,369	
MARSHALL ISL	OTHER	16	0	0	0	16	0	0	0	0	0	0	0	49	0	65	
NORTH MARIANA ISLANDS	OTHER	0	0	0	0	0	0	0	0	0	0	0	0	2	241	243	
PUERTO RICO	AIR STATION BORINQUEN	0	0	0	0	0	84	452	0	0	206	0	742	0	0	742	
PUERTO RICO	SAN JUAN FORT BUCHANAN	16	3	1	2	22	651	1,721	216	62	0	0	2,650	386	0	3,058	
PUERTO RICO	SECTOR SAN JUAN	0	0	0	7	7	556	0	0	0	67	0	623	0	0	630	
PUERTO RICO	OTHER	73	19	0	11	103	5,204	0	0	0	914	0	6,118	1,463	526	8,210	
VIRGIN ISLANDS	OTHER	0	1	0	0	1	757	0	0	0	63	0	820	131	0	952	
	GRAND TOTAL	423,938	270,078	165,303	264,964	1,124,283	341,554	193,091	57,980	38,517	105,887	69,364	811,732	751,333	123,924	2,975,585	

PERSONNEL DATA FROM DMDC

*Notes:

Active Duty: Only Strength Accountable Service Members counted.

National Guard / Reserve: Only Selected Reserve Service Members counted.

Appropriated Fund (APF) Civilians: Counts include all APF Civilians regardless of Pay Status or work schedule.

Non-Appropriated Fund (NAF) Civilians: Counts include all NAF Civilians regardless of Pay Status or work schedule.

Prepared by the Defense Manpower Data Center on March 2, 2017.

DRS #XXXXX

XI. Acronyms

ACRONYMS

ACRONYM	DESCRIPTION	ACRONYM	DESCRIPTION
AAA	Antiaircraft Artillery	ECS	Equipment Concentration Site
AAFES	Army and Air Force Exchange Service	EOD	Explosive Ordnance Disposal
AAP	Army Ammunition Plant	FH	Family Housing
AAOF	Army Aviation Operations Facilities	FLD	Field
AASF	Army Aviation Support Facilities	FISC	Fleet Industrial Supply Center
AB	Air Base	FMS	Field Maintenance Site
AEDC	Arnold Engineering Development Center	FWAATS	Fixed Wing Aviation ARNG Aviation Training Site
AF	Air Force	GL	Great Lakes
AFB	Air Force Base	GNNRY	Gunnery
AFRC	Armed Forces Reserve Center	HAATS	High-Altitude Army Aviation Training Site
AFS	Air Force Station	IAP	International Airport
AGS	Air Guard Station	ILSC	Integrated Logistics Support Center
ALF	Auxiliary Landing Field	ITC	Infantry Training Center
AMC	Army Medical Center	JFHQ	Joint Force Headquarters
AMSA	Area Maintenance Support Activity	JRB	Joint Reserve Base
ANG	Air National Guard	LIFOC	Lease in Furtherance of Conveyance
ANGB	Air National Guard Base	LTC	Lieutenant Colonel
ANGS	Air National Guard Station	LS	Landing Station
APT	Airport	LWTC	Large Wind Tunnel Center
ARB	Air Reserve Base	MAP	Municipal Airport
ARNG	Army National Guard	MARBKS	Marine Barracks
ARS	Air Reserve Station	MARDIV	Marine Division
AS	Air Station	MAW	Military Air Wing
ASW	Anti-Submarine Warfare	MD	Military Depot
AUTEC	Atlantic Undersea Test and Evaluation Center	MC	Marine Corps
AVCRAD	Aviation Classification Repair Activity Depot	MCAGCC	Marine Corps Air Ground Combat Center
BSR	Base Structure Report	MCAS	Marine Corps Air Station
COMFLEACT	Commander Fleet Activities	MCB	Marine Corps Base
CONUS	Continental United States	MCLB	Marine Corps Logistics Base
CS	Caretaker Status	MCRC	Marine Corps Reserve Center
CSM	Command Sergeant Major	MCRD	Marine Corps Recruit Depot
CSMS	Combined Support Maintenance Shop	MCSF	Marine Corps Support Facility
CSO	Caretaker Site Office	MCSPTACT	Marine Corps Support Activity
CTA	Combined Training Area	MG	Major General
CTC	Combined Training Center	MIL RES	Military Reservation
DFAS	Defense Finance and Accounting Service	MSA	Munitions Storage Area
DMDC	Defense Manpower Data Center	MTA	Military Training Area
DMNA	Division of Military and Naval Affairs	MTA-L	Major Training Area
DoD	Department of Defense	MTC	Materials Testing Center

X. Acronyms

ACRONYMS

ACRONYM	DESCRIPTION	ACRONYM	DESCRIPTION
MTCH	Maneuver Training Center - Heavy	NWS	Naval Weapons Station
MVSB	Motor Vehicle Storage Building	OCONUS	Outside of the Continental United States
MWTC	Mountain Warfare Training Center	OLF	Outlying Landing Field
NAF	Naval Air Facility	OMS	Organizational Maintenance Shop
NARL	Navy Arctic Research Laboratory	OSD	Office of the Secretary of Defense
NAS	Naval Air Station	OUSD (P&R)	Office of the Under Secretary of Defense, Personnel and Readiness
NATO	North Atlantic Treaty Organization	POL	Petroleum, Oils and Lubricants
NAVBASE	Naval Base	PPV	Public Private Venture
NAVFAC	Naval Facility	PRV	Plant Replacement Value
NAVPMOSSP	Naval Program Management Office, Strategic Systems Programs	PWC	Public Works Center
NAVHOSP	Naval Hospital	QM	Quartermaster
NAVPHIBASE	Naval Amphibious Base	RC	Reserve Center
NAVPRO	Naval Plant Representative Office	RCTA	Regional Counterdrug Training Academy
NAVSUBASE	Naval Submarine Base	RNG	Range
NAVSUPPDET	Naval Support Detachment Monterey	RPAD	Real Property Assets Database
NAWC-AD	Naval Air Warfare Center - Aircraft Division	RPCS	Real Property Classification System
NAWCADLKE	Naval Air Warfare Center Aircraft Division Lakehurst	RPI	Real Property Inventory
NAWS	Naval Air Weapons Station	RPSUID	Real Property Site Unique Identifier
NB	Naval Base	RRC	Regional Readiness Command
NDEPT	Department of the Navy	RTI	Regional Training Institute
NG	National Guard	SDA	South Depot Annex
NGB	National Guard Base	SFG	Special Forces Group
NF	Naval Facility	SMD	State Military Department
NFAC	National Full-scale Aerodynamics Complex	SMR	State Military Reservation
NMCRC	Navy-Marine Corps Reserve Center	SPAWAR	Space and Naval Warfare Systems Center
NMIC	National Maritime Intelligence Center	SPAWARSYSCEN	Space and Naval Warfare Systems Center
NNSY	Norfolk Naval Shipyard	SSC	Soldier Systems Center
NOLF	Navy Outlying Field	STARC	State Area Coordinators
NOSC	Navy Operational Support Center	STG	Storage
NOTU	Naval Ordnance Test Unit	TA	Training Area
NS	Naval Station	TAGO	Office of The Adjutant General
NSA	Navy Support Activity	TARDEC	Tank Automotive Research, Development and Engineering Center
NSGA	Naval Security Group Activity	TS	Training Site
NSWC	Naval Surface Warfare Center	USAR	US Army Reserve
NSY	Naval Shipyard	USARC	US Army Reserve Center
NTC	National Training Center	USPFO	United States Property and Fiscal Office
NTC	Naval Training Center	UTES	Unit Training Site
NUWC	Naval Underwater Warfare Center	UTTR	Utah Test and Training Range
NWIRP	Naval Weapons Industrial Reserve Plant	VLF	Very Low Frequency

X. Acronyms

ACRONYMS

ACRONYM	DESCRIPTION
VTS	Volunteer Training Site
WHS	Washington Headquarters Service